



IOWA '82

HAYDEN
FRY

1981 COACH
OF THE YEAR



PUNTER REGGIE

ROBY

1981 ALL-AMERICAN
NCAA RECORD-BREAKER

MARK

BORTZ

DEFENSIVE TACKLE
ALL-AMERICAN CANDIDATE

~JACK BENDER~

1982 Football Guide & Record Book

Contents

The University of Iowa	2	Coaching Staff	10
Hawkeye Staff Directory	3	1982 Preview	14-49
News Media Information	4	Hawkeye Roster	44-45
The Athletic Director	5	1981 Review	50-57
The Head Coach	6	Honors and Awards	58-63
Future Schedules	9	Hawkeye History	64-88


This booklet is compiled and edited by the Iowa Sports Information Office to assist the news media in covering the Hawkeye football team. Price per copy \$3.

Cover design by Jack Bender



Coach Hayden Fry had a lot to smile about in 1981.

The University of Iowa



From its founding in 1847, The University of Iowa has been an educational pioneer. In 1860 Iowa became the first state university to admit women on an equal basis with men. In 1868 it established the first law school west of the Mississippi River and in 1870 began to develop one of the first university-based medical centers in the Midwest. Today, the University ranks among the Midwest's leading centers of liberal arts, graduate, and professional education.

Located in Iowa City, the University now has an enrollment of more than 25,000 students, over 1,500 faculty members, and a 1,900-acre campus. The University Libraries house more than 2 million volumes and include a Health Sciences Library, which features a collection of rare books.

The University is comprised of ten colleges—Liberal Arts, Graduate, Business Administration, Medicine, Engineering, Law, Nursing, Pharmacy, Dentistry, and Education—as well as seven schools—Art and Art History, Journalism and Mass Communication, Letters, Library Science, Music, Religion, and Social Work.


The University has maintained its tradition as an innovator, originating the interdisciplinary science of speech pathology and pioneering in the acceptance of creative work—painting, sculpture, musical composition, poetry, drama, and fiction writing. Its Writers' Workshop has gained a world reputation in the teaching of creative writing. The International Writers' Workshop, begun by Paul Engel and now under the direction of Hualing Nieh Engel, is the most respected in the world. Under the leadership of James Van Allen, the University has also played a major role in U.S. space programs, such as the current Voyager space probes.

The University of Iowa Hospitals and Clinics serve as the apex of a major tertiary health care center, the largest university-owned teaching hospital in the United States. The University's Hancher Auditorium, now in its eleventh season, offers concerts, ballet, and theatrical productions, featuring such renowned artists and groups as Vladimir Horowitz, the Alvin Ailey American Dance Theater, and the Vienna Choir Boys.

Hawkeye Staff Directory

Staff Member	Position	Home Phone	Office Phone
		Area Code is 319	
Albright, Dr. John	Team Physician	337-2305	356-3471
Alvarez, Barry	Asst. Football Coach	338-1259	353-4289
Banks, Duane	Head Baseball Coach	351-7124	353-3188
Brashier, Bill	Asst. Football Coach	354-7100	353-5525
Bruner, Larry	Asst. Athletic Director	337-4245	353-7210
Burmeister, Ken	Asst. Basketball Coach	351-4466	353-4871
Callahan, Bud	Athletic Fund Raiser	337-4368	353-6271
Crowe, John	Asst. Physical Therapist	351-2398	353-4096
Crowley, Ed	Physical Therapist	337-9929	353-4096
Dervrich, Bill	Wt. Training Specialist	338-0802	353-4372
Duncan, Steve	Asst. Baseball Coach	337-6518	353-3188
Dunn, Tom	Head Gymnastics Coach	351-4851	353-3489
Elliott, Bump	Athletic Director	338-9950	353-3810
Fairchild, Ron	Equipment Manager	354-4722	353-4653
Ferentz, Kirk	Asst. Football Coach	354-0276	353-3919
Fox, Jim	Asst. Football Coach	354-9600	353-4129
Fry, Hayden	Head Football Coach	Unlisted	353-5070
Gable, Dan	Head Wrestling Coach	351-5164	353-6200
Garrett, Doug	Asst. Equipment Manager	337-6118	353-4653
Gilbert, Mike	Asst. Track Coach	377-2173	353-5829
Haddy, Phil	Asst. Sports Info. Director	351-3012	353-3038
Holzaepfel, Dick	Asst. Gymnastics Coach	337-7248	353-4596
Houghton, Steve	Head Tennis Coach	337-2815	353-4334
Jackson, Carl	Asst. Football Coach	354-7334	353-5250
Kupka, Jean	Ticket Manager	626-6297	353-4216
Kurdelmeier, Gary	Asst. Athletic Director	338-7068	353-4468
McCarney, Dan	Asst. Football Coach	626-2081	353-4853
Miller, Del	Recruiting Coordinator	351-0867	353-6788
Mims, Fred	Academic Counselor	351-4216	353-5412
Olson, Lute	Head Basketball Coach	Unlisted	353-4912
Patterson, Don	Asst. Football Coach	354-4440	353-6557
Patton, Glenn	Head Swimming Coach	338-1983	353-5123
Robinson, J.	Asst. Wrestling Coach	644-2006	353-5373
Rosborough, Jim	Asst. Basketball Coach	354-2158	353-3225
Rydze, Bob	Asst. Swimming Coach	338-7151	353-5418
Snyder, Bill	Asst. Football Coach	351-1182	353-5647
Steenlage, Les	Administrative Assistant	354-5972	353-3784
Streif, John	Asst. Physical Therapist	354-1494	353-7406
Thompson, Scott	Asst. Basketball Coach	351-5446	353-4346
Wheeler, Ted	Head Track Coach	338-2105	353-6699
White, Jim	Promotions Director	351-4729	353-3711
Wine, George	Sports Info. Director	337-3933	353-3038
Wyatt, Bernie	Asst. Football Coach	338-9847	353-3040
Zweiner, Chuck	Head Golf Coach	338-5232	353-5744


News Media Information



George Wine



Phil Haddy



Kinnick Stadium is located on the west campus in the heart of the University's athletic complex. It is a few minutes' drive from Interstate 80 and the Iowa City airport, about 30 minutes from the Cedar Rapids airport.

Pressbox at the stadium is on the west side and accessible by elevator. One of the nation's finest, it was completed in 1958 at a cost of \$490,000 (cost to build Kinnick Stadium was \$500,000 in 1929). The first deck has 89 seats for working press. The second deck contains ten booths for radio and television. The third and fourth levels have photo and radio booths and VIP areas. A pregame lunch is served on the first and second decks. The pressbox is 100 feet high and extends between the 25-yard lines.

Press Ticket requests should be directed to George Wine, sports information director. Requests should be filed early enough in advance to allow time for processing.

Athletic Offices are located on the east side of the Iowa Field House. The Field House is also on the west campus, near the stadium.

Motels in the immediate Iowa City area that have both a restaurant and

lounge are the Abbey (351-6324), Highlander Inn (354-2000), Ironmen Inn (351-6600), Howard Johnson's Lodge (351-1010), Coachman Inn (645-2940), Iowa Lodge (354-5500), and Canterbury Inn (351-4787).

Your Hosts in the Kinnick Stadium pressbox are George Wine and Phil Haddy.


Wine joined the Iowa staff in 1968 after working at Northern Iowa and Memphis State. A native of North English, he's an Air Force veteran and an Iowa graduate. George and his wife, Anne, have a son, Steve.

Haddy became part of the Hawkeye staff in 1971. A native of Cedar Rapids, he holds two degrees from Iowa and has worked for two radio stations. Phil and his wife, Elaine, have a son, Jason, and a daughter, Jamie.

Sports Information Office is located in Room 110 of the Iowa Field House. Marilyn Stagg is the office secretary. The office phone number is 319/353-3038.

The Iowa press box has been cited by the Football Writers of America for outstanding service and facilities.

The Athletic Director



Bump Elliott

Chalmers "Bump" Elliott has developed one of the most successful intercollegiate programs in the nation in his 12 years as the Hawkeyes' top athletic administrator. Iowa is one of only a handful of schools that has season-ticket sellouts in both football and basketball. The football team is coming off a season that produced a Big Ten co-championship and a Rose Bowl invitation. The basketball team has appeared in four straight NCAA tournaments.

Under Bump's administration, Iowa has become the dominant force in college wrestling, winning five consecutive (and seven of the last eight) NCAA championships and nine straight Big Ten titles. The swimming team has captured the last two Big Ten crowns. At a time when cutting nonrevenue sports is commonplace, Iowa's total program has flourished and is one of the most financially successful operations in college sports. During Bump's tenure Iowa has won 17 Big Ten championships in six sports.

Elliott, who became Iowa's athletic director June 11, 1970, oversees a staff of some 60 persons, 11 intercollegiate sports, and a large physical plant. The


only man who has appeared in the Rose Bowl in five different capacities (player, assistant coach, head coach, assistant AD, and AD), he was a member of the Iowa coaching staff for five years and helped develop the Hawkeyes into the 1956 Big Ten champion and Rose Bowl winner.

Bump was tapped by his alma mater, Michigan, to join the staff there in 1957. He became head coach two years later, and his term as Wolverine boss was highlighted by conference and Rose Bowl wins in 1964. Elliott's 10-year record was 51-42-2 when he quit coaching after the 1968 season to accept administrative duties. After 18 months as Michigan's associate AD, he became athletic director at Iowa.

Elliott played three sports at Michigan in 1946-47-48. A brilliant halfback, he topped the Big Ten in scoring in 1947 with 54 points and spurred the Wolverines to Big Ten and Rose Bowl championships. He led his team in pass receiving and averaged more than five yards a carry. He earned all-America honors, as did his brother Pete, a Michigan quarterback. Bump also played parts of two seasons (1943-44) as a Marine trainee at Purdue. He was selected the Big Ten's MVP in 1947. Elliott's first coaching job was as an assistant at Oregon State (1948-51).

A member of three NCAA committees (steering, post-season, and nominating), Bump is a native of Bloomington, Ill. His father, Dr. J. Norman Elliott, was a physician there and also coached at Illinois Wesleyan and Northwestern. He was discharged from the Marines in 1946 and received his degree at Michigan in 1948. He and wife Barbara have three children: Bill, Bob, and Betsy.

The Head Coach



Hayden Fry

Hayden Fry has experienced 20 seasons as a head football coach at the major college level, but none was more rewarding or memorable than 1981, his third year at Iowa. In a season that produced some startling upsets and extraordinary excitement, Hayden's Hawkeyes:

- entered the Big Ten throne room for the first time since 1960.
- made their first Rose Bowl appearance since 1959.
- enjoyed their first winning season since 1961.
- ended a string of 20 straight losses to Purdue.
- appeared in the Top 20 for the first time since 1964.
- produced two consensus all-Americans.
- had seven first-team all-Big Ten players.

For performing a masterful job Fry was named Coach of the Year in college football by the Sporting News and ABC-TV, the District Five Coach of the

Year by the American Football Coaches Association, the Big Ten Coach of the Year by UPI and the Midwest Media, and national coach of the week by UPI following Iowa's early-season victory over UCLA.

Although Iowa's success in 1981 was unexpected, it was not shocking to those who have watched Hayden carefully construct his Hawkeye program. After inheriting a team that had won only two games, he fielded highly competitive teams that finished in the Big Ten's first division in both 1979 and 1980. Fry is the first Iowa coach to take an upper echelon spot in the Big Ten in each of his first three years.

Fry has the reputation of being a coach who is innovative offensively and sound defensively. Often he is unpredictable. His first Iowa team featured Dennis Mosley, the school's only 1,000-yard rusher. His 1981 Iowa team featured a defense that was the best in the Big Ten and punter Reggie Roby, who set an NCAA record.

Under Fry, Iowa attendance has reached capacity and facilities have greatly improved. Kinnick Stadium will have its third straight season-ticket sellout in 1982; 17 of the last 18 home games have attracted capacity crowds. The stadium will be enlarged in 1983. Facility improvements include new artificial turf, new offices for the football staff, and one of the finest weight training complexes in the U.S.

Hayden is thought to be the only man who has won Coach of the Year honors in three major conferences (Southwest, Missouri Valley, and Big Ten) and coached in four different bowl games (Sun, Cotton, Astro Bluebonnet, and Rose).

His record at SMU, North Texas State, and Iowa is 106-106-4. At SMU he coached 11 years (1962-72). His 1966 team won the Southwest Conference championship with an 8-3 record, which is still SMU's best season since 1948. That team went to the Cotton Bowl. He also had a Sun Bowl team in 1963 and an Astro Bluebonnet Bowl club in 1968, making him the only coach who has put teams in Texas' three major bowls. His record at SMU was 49-66-1 and he was the athletic director his last nine years at the school.

Hayden was coach and AD for six years at North Texas (1973-78), inheriting a sick program and making it a big winner (33-11) in his final four years there. His record at North Texas, which won only seven games in the four seasons prior to his arrival, was 40-23-3.

His 1968 SMU team went to Ohio State and put the ball in the air 76 times, an NCAA passing record that stood for 12 seasons. His 1978 North Texas team won nine games and led the nation in three defensive categories. His 1981 Iowa team led the nation in kickoff returns and was among the leaders in three defensive categories.

Named the Texas College Coach of the Year four times, Hayden broke the color barrier in the Southwest Conference when he recruited Jerry Levias, a Black wide receiver, at SMU. He has attracted outstanding assistants, including Bum Phillips, now head coach of the New Orleans Saints.

A second cousin of the late President Lyndon B. Johnson, Fry has served many years on the UPI coaches panel and is active in the American

Hayden's Record

SMU		North Texas	
1962	2-8-0	1973	5-5-1
1963	4-7-0	1974	2-7-2
1964	1-9-0	1975	7-4-0
1965	4-5-1	1976	7-4-0
1966	8-3-0	1977	10-1-0
1967	3-7-0	1978	9-2-0
1968	8-3-0		
1969	3-7-0	Iowa	
1970	5-6-0		
1971	4-7-0	1979	5-6-0
1972	7-4-0	1980	4-7-0
		1981	8-4-0

Totals

SMU—49-66-1 (.426)

N. Texas—40-23-3 (.635)

Iowa—17-17-0 (.500)

Career—106-106-4 (.500)

Bowl Games

1963 Sun Bowl: Oregon 21, SMU 14

1967 Cotton Bowl: Georgia 24, SMU 9

1968 Astro Bluebonnet Bowl:

SMU 28, Oklahoma 27

1982 Rose Bowl:

Washington 28, Iowa 0

College Football Coaches Association. He has coached in several postseason all-star games, including the Hula Bowl, the East-West Shrine Game, and the Blue-Gray Game.

He participated in 1982 promotional tours sponsored by the NCAA and ABC-TV, the Tea Council, and Medalist Industries.

A native of Odessa, Texas, Hayden was an all-state quarterback there and led his team to the 1946 Texas high

school championship. He was named most valuable player at the Texas prep all-star game that year and enrolled at Baylor, where he played four years (1947-50). He quarterbacked the Bears to a 26-13 record and earned a degree in psychology in 1951.

Fry was a player-coach with the Quantico Marines (he reached the rank of captain), head coach in his hometown of Odessa three years (1956-58), assistant to John Bridgers at Baylor two seasons (1959-60), and an aide to Frank Broyles at Arkansas in 1961 before moving to SMU as head coach.

An entertaining public speaker, Hayden has made hundreds of appearances before various groups since he arrived in Iowa. He was born in Eastland, Texas, February 28, 1929. His wife's name is Shirley and he is the father of four sons, Randy, Zach, Kelly, and Adrian, and a daughter, Robin. Randy, Zach, and Kelly played for him at North Texas.

Road Headquarters

SEPTEMBER 11, NEBRASKA	TELEPHONE
Holiday Inn, Lincoln	402/464-3171
SEPTEMBER 25, ARIZONA	
Doubletree Inn, Tucson	602/881-4200
OCTOBER 9, INDIANA	
Ramada Inn, Bloomington	812/334-3252
OCTOBER 23, MINNESOTA	
Marriott Inn, Bloomington	612/854-7441
NOVEMBER 6, PURDUE	
Howard Johnson's Motor Lodge, LaFayette	317/447-0575
NOVEMBER 20, MICHIGAN STATE	
Harley Hotel of Lansing	517/351-7600

Quick Facts

Location: Iowa City, Iowa

Enrollment: 26,000

Nickname: Hawkeyes

Colors: Black and Gold

Conference: Big Ten

Kinnick Stadium: 59,600

Ticket Price: \$12



Hayden Fry with children Zach, Robin, Randy, Adrian, and Kelly.

Future Schedules

1983

Sept.	10 at Iowa State
Sept.	17 at Penn State
Sept.	24 Ohio State
Oct.	1 at Illinois
Oct.	8 Northwestern
Oct.	15 Purdue
Oct.	22 at Michigan
Oct.	29 Indiana
Nov.	5 at Wisconsin
Nov.	12 at Michigan State
Nov.	19 Minnesota

1985

Sept.	14 Miami (Fla.)
Sept.	21 Kansas
Sept.	28 at Iowa State
Oct.	5 Michigan State
Oct.	12 at Wisconsin
Oct.	19 Michigan
Oct.	26 at Northwestern
Nov.	2 at Ohio State
Nov.	9 Illinois
Nov.	16 at Purdue
Nov.	23 Minnesota

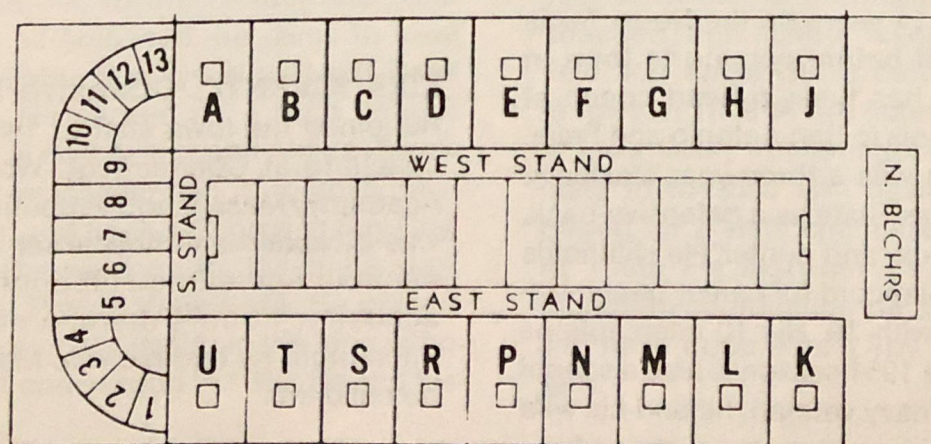
1984

Sept.	8 Iowa State
Sept.	15 Penn State
Sept.	22 at Ohio State
Sept.	29 Illinois
Oct.	6 at Northwestern
Oct.	13 at Purdue
Oct.	20 Michigan
Oct.	27 at Indiana
Nov.	3 Wisconsin
Nov.	10 Michigan State
Nov.	17 at Minnesota


1986

Sept.	6 at Miami (Fla.)
Sept.	13 Iowa State
Sept.	27 at Kansas
Oct.	4 at Michigan State
Oct.	11 Wisconsin
Oct.	18 at Michigan
Oct.	25 Northwestern
Nov.	1 Ohio State
Nov.	8 at Illinois
Nov.	15 Purdue
Nov.	22 at Minnesota


Kinnick Stadium Seating Chart




Coaching Staff




Alvarez



Brashier



Dervrich



Ferentz

BARRY ALVAREZ, Linebackers—

A former all-Big Eight linebacker at Nebraska, he coached Mason City to the 1978 Iowa AAAA state title. He joined the Iowa staff in 1979. He has been named Coach of the Year in both Iowa and Nebraska. He played in the Orange and Sugar bowls and in the postseason Blue-Gray and Senior Bowl games. He and his wife Cindy have two daughters (Dawn and Stacey) and a son (Chad).

BILL BRASHIER, Defensive Coordinator and Defensive Backs—

He spent 11 years on the North Texas State staff before coming to Iowa in 1979. He has been a head coach at high schools in San Antonio and Freer, Texas. He was a three-year starter at North Texas State as a defensive back, quarterback, and punter. He still holds the school record for career pass interceptions with 19. His 10 interceptions during the 1951 season is also a school record. A navy veteran, he and his wife

Ann have two sons (Randy and Scott) and a daughter (Lee Ann).

BILL DERVRICH, Weight-Training Specialist—


He joined the Iowa staff in 1980 and is the school's first strength coach. He achieved football and wrestling stardom at West Chester State. He earned all-conference honors in football at the school and was named most valuable on the football team. He did weight training research at Army and was on the Penn State staff before coming to Iowa. He and his wife Terry have a son (Sean).

KIRK FERENTZ, Offensive Line—


He joined the Iowa staff in 1981 after coaching at Connecticut, Worcester Academy (Mass.), and Pittsburgh. He was a captain and linebacker at Connecticut and earned all-conference academic honors there. A native of Pittsburgh, he and his wife Mary have no children.




Fox



Jackson



McCarney



Miller




JIM FOX, Defensive Backs—He coached in high schools at Moline, Davenport, and Des Moines before joining the Iowa staff in 1981. He was named coach of the year in the Quad Cities and Southeast Iowa and took teams to the state playoffs. He is a graduate of William and Mary. His father, Jim Sr., is the longtime coach at Davenport (Central). He and his wife Barbara have two sons (Jeffrey and John).

CARL JACKSON, Running Backs—A former collegiate Academic all-American, he came to Iowa in 1979 after three years at North Texas State. He served as a high school coach in Port Arthur and Aldine, Texas. A four-year letterman in football, basketball, and track as a prep in Bay City, Texas, he went on to collegiate stardom at Prairie View A&M. He placed third nationally (NAIA) in the long jump in 1961 and second in 1962. He and his

wife Doris have a son (Carl) and a daughter (Cheryl).

DAN McCARNEY, Defensive Line—A co-captain at Iowa in 1974, he joined the Hawkeye staff in 1977. He was an offensive guard at Iowa and was drafted by the Atlanta Falcons. He served as a graduate assistant at Iowa before joining the full-time staff. He lettered three times at Iowa. He is a bachelor.

DEL MILLER, Receivers—A three-year letterman at Central College, he coached high school teams at Plainfield and Eagle Grove before coming to Iowa in 1978. A five-sport letterman at Iowa Valley in Marengo, he was all-state in football and basketball and played for a state championship team in 1968. He also serves as Iowa's recruiting coordinator. He and his wife Jan have three sons (Troy, Todd, and Tad).

*Patterson**Snyder**Wyatt***DON PATTERSON, Tight Ends—**

He played at the U.S. Military Academy, then coached several service teams while in the army. He coached at North Texas State one season prior to coming to Iowa in 1979. A native Texan, he is the only athlete in the history of Blooming Grove high school to letter in six sports. He and his wife Lisa have a daughter (Brooke).


BILL SNYDER, Offensive Coordinator, Quarterbacks-Receiver—

He is a graduate of William Jewell College and won honorable mention all-America honors as a defensive back. He came to Iowa in 1979 after spending three years at North Texas State. He served as offensive coordinator and swimming coach


at Austin (Texas) College. He was a high school coach for five years in California and served as a graduate assistant at Southern Cal. He is the father of a son (Sean) and two daughters (Shannon and Meredith).

BERNIE WYATT, Defensive Ends—

An all-America prep at Amityville, N.Y., he started for Iowa in the defensive backfield and was his team's most valuable player in 1960. He had seven career pass interceptions and played in the Blue-Gray all-star game following his senior year. He joined the Hawkeye staff in 1974 after coaching in high schools in Iowa and New York. He and his wife Barbara have two sons (Brad and Barry).



Reggie Roby



Coach Bill Brashier conducts Rose Bowl workout.

The Outlook

This is a reconstruction year for the Hawkeyes, who lost 15 starters from a club that shared the Big Ten championship and gained a berth in the Rose Bowl. A defensive unit that was one of the best in the nation was hit especially hard by graduation; nine starters are missing.

With all those holes to fill Iowa football is obviously in need of some repair. But the cupboard isn't bare, and Coach Hayden Fry has proven in his three years with the Hawkeyes that he puts competitive teams on the field. His first two clubs finished in the Big Ten's first division; then last year the Hawkeyes, picked for a fourth place spot, unexpectedly rose to the top.

The final worksheet showed an 8-4 overall record, ending a string of 19 non-winning seasons at Iowa. The Hawkeyes were 6-2 in the Big Ten and co-champions with Ohio State.

With only five starters returning to the offensive unit and two to the defensive team, Fry says: "About all I really know is that we will have one of the better kicking games in America. But we made a lot of progress in spring practice and I feel much better about this team now.

"We're really fighting the timeclock, though, having to open with a formidable opponent like Nebraska, and I am worried about certain positions. This is a critical year for us because we don't have many seniors on the squad. If we can finish in the top division of the Big Ten again, I believe we'll be over the hump."

Fry should get some help from what appears to be a talented incoming freshman class, although Hayden has



Mark Bortz

never been one to shove rookies into the fray too fast. Five junior college transfers had the benefit of spring practice. If the Hawkeyes get through a grinding non-conference schedule without too many lumps, they might put winning seasons back to back for the first time since 1960-61.

THE OFFENSE—The all-important quarterback position was left wide open with the departure of Gordy Bohannon and Pete Gales, but Chuck Long came out of a pack of six candidates in spring drills and took command. A sophomore who threw (and completed) only one pass in 1981, Long put together some sensational scrimmage stats to move ahead of another strong candidate, junior Tom Grogan.

Norm Granger is a returning starter at fullback, and he has good backups in Glenn Buggs and Marty Ball, a 1980 regular who was redshirted last fall. Eddie Phillips gained 543 yards as the No. 2 tailback last season and enjoyed an outstanding spring. This position is solidified with Owen Gill and Paul McCarty, a JC transfer.

The interior line lost three starters, the most notable being Ron Hallstrom, the No. 1 draft choice of the Green Bay Packers. Returning regulars are guard Joe Levelis, tackle John Alt, and center Bill Bailey. Alt was the top tight end at the conclusion of last season, and Bailey switched from guard midway in the year. Other top returnees are center Joel Hilgenberg and tight end Mike Hufford, both regulars before injuries sidelined them. Listed as probable starters are tackle Brett Miller and guard Jon Roehlk.

The wide receiving corps is fortified with Jeff Brown and Dave Moritz, who had the best stats last fall. J. C. Love-Jordan, redshirted after beginning 1981 as the No. 1 tailback, is now a wideout. This group would be strengthened with the successful return of Lon Olejniczak, who suffered a broken leg in the third game of 1981. Bill Broghamer, a walk-on, became a factor with a fine showing in the spring.

Says the head coach: "The development of Long and the improvement of Grogan was the highlight of spring practice, because quarterback was our No. 1 priority. We've got better depth at running back and fullback. Phillips demonstrated breakaway ability during spring drills, and Granger is potentially an all-Big Ten fullback.

"We've had to move people around in the offensive line, but I'm encouraged. Our pass protection looked good and we broke a lot of big plays in the spring. I think we'll be a little more stable offensively, with some very fine backs and at least one outstanding receiver in Moritz. But we have a lot of players who haven't been under fire and we need a lot of development."

1982 Schedule

Sept. 11	Nebraska at Lincoln, 1:30 CDT
Sept. 18	Iowa State at Iowa City, 1:05 CDT
Sept. 25	Arizona at Tucson, 7:30 MST
Oct. 2	Northwestern at Iowa City, 1:05 CDT
Oct. 9	Indiana at Bloomington, 1:30 EST
Oct. 16	Michigan at Iowa City, 1:05 CDT
Oct. 23	Minnesota at Minneapolis, 7:00 CDT
Oct. 30	Illinois at Iowa City, 1:05 CDT
Nov. 6	Purdue at West Lafayette, 1:30 EST
Nov. 13	Wisconsin at Iowa City, 1:05 CST
Nov. 20	Michigan State at East Lansing, 1:00 EST

Lettermen's Day: Iowa State
Homecoming: Northwestern
Parents Day: Illinois

THE DEFENSE—Face it, Iowa has little chance to put together a defense as formidable as last year, when the Hawkeyes led the Big Ten in most categories and were among the national leaders in several. Defending your goal line is the bottom line, and the Hawkeyes held seven 1981 opponents to a touchdown or less.

Gone are all-America end Andre Tippett, nose guard Pat Dean (a second-team A-A selection), and first-team all-

Big Ten cornerback Lou King and line-backer Mel Cole, who was also Iowa's MVP. Also departed are linebacker Todd Simonsen (second-team all-Big Ten), defensive backs Jim Frazier and Tracy Crocker, end Brad Webb, and tackle Jim Pekar.

Is anyone left? Start with Mark Bortz, who Fry says may be the best defensive tackle in college football. He is a two-year starter and was unanimous all-Big Ten in 1981. Safety Bobby Stoops is the other returning starter.

Up front, the top replacements are ends Straun Joseph, Dave Strobel, and Tony Wancket, tackles Clay Uhlenhake, Eddie Sullivan, Paul Hufford, and George Little, and noseguards Dave Browne, Hap Peterson, and walk-on Tom Cheatham.

The losses at linebacker are deceiving, because James Erb and Kevin Spitzig played a great deal last fall, almost always on passing situations. Fry thinks they are as fast as any pair of linebackers in college football. Mike Yacullo and Jonathan Hayes are the backups.


Keith Hunter and Zane Corbin started and ended spring drills as the No. 1 cornerbacks. Mike Stoops (Bobby's brother), Devon Mitchell, Nate Creer, Ron Hawley, Craig Hart-

man, and Jay Bachmann are all competing for spots in the secondary.

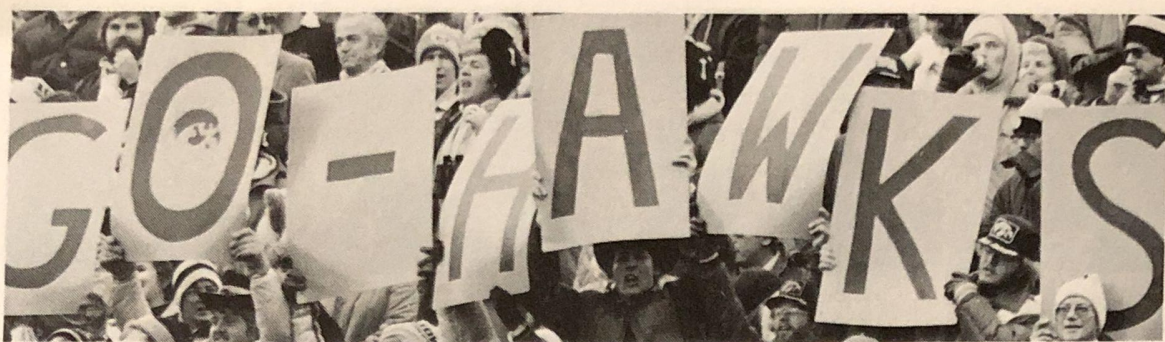
"I expect this defense to have a little bit different personality," says the head coach. "We won't be able to push people around like we did last year. We'll have to be more wide open; we'll have to change up and keep people off balance. We have a great tackle in Bortz and some good players who haven't had much of a chance to prove themselves. We might not fall off as much defensively as people expect."

KICKING GAME—The Hawkeyes have two specialists who make them one of the nation's best kicking teams. Reggie Roby set an NCAA record last year by averaging 49.8 yards on 44 punts, missing a 50-yard average when his final boot of 1981 only traveled 37 yards. A consensus all-American, he also handles kickoffs. Tom Nichol took over the placement duties early in his freshman season, and his most notable achievement was booting three field goals that beat Michigan 9-7. He improved his range in the spring, booming a 52-yarder in the squad game.

"There's no doubt that Roby is the top punter in the nation," says Fry. "Nichol has gotten much stronger and will kick some field goals from greater distance this season."



Reggie Roby launches another boomer.



Preseason Depth


Offense

- SE** *Dave Moritz, 6-0, 180, Jr.
*J. C. Love-Jordan, 5-11, 180, So.
- LT** **John Alt, 6-7, 275, Jr.
Norm Balke, 6-5, 240, Fr.
- LG** *Joe Levelis, 6-5, 280, Jr.
Tim Hanna, 6-3, 255, Jr.
- C** *Bill Bailey, 6-2, 250, Jr.
**Joel Hilgenberg, 6-3, 240, Jr.
- RG** *Loren Gerleman, 6-4, 255, Sr.
**Jon Roehlk, 6-2, 255, Jr.
- RT** *Brett Miller, 6-7, 275, Sr.
Carl Peiffer, 6-7, 275, Jr.
- TE** **Mike Hufford, 6-3, 245, Jr.
*Kelly O'Brien, 6-2, 240, So.
- QB** Chuck Long, 6-4, 185, So.
*Tom Grogan, 6-3, 190, Jr.
- RB** **Eddie Phillips, 6-1, 202, Jr.
*Owen Gill, 6-2, 212, So.
- FB** **Norm Granger, 5-11, 215, Jr.
*Glenn Buggs, 6-0, 200, Jr.
**Marty Ball, 6-1, 215, Sr.
- WB** **Lon Olejniczak, 6-4, 215, Jr.
Bill Broghamer, 5-11, 170, Jr.
- PK** *Tom Nichol, 5-11, 195, So.
***Reggie Roby, 6-3, 230, Sr.


Defense

- LE** **Straun Joseph, 6-2, 225, Sr.
*Mike Hooks, 6-3, 225, So.
- LT** ***Mark Bortz, 6-6, 265, Sr.
Paul Hufford, 6-3, 255, So.
- NG** *Dave Browne, 6-1, 260, Sr.
Howard Peterson, 6-2, 250, Fr.
- RT** ***Clay Uhlenhake, 6-3, 265, Sr.
Eddie Sullivan, 6-5, 245, Fr.
*George Little, 6-4, 235, So.
- LE** *Dave Strobel, 6-4, 235, Jr.
Tony Wancket, 6-3, 220, So.
- LB** *James Erb, 6-2, 225, Sr.
*Mike Yacullo, 6-2, 227, Jr.
- LB** **Kevin Spitzig, 6-3, 225, Jr.
Jonathan Hayes, 6-5, 225, So.
- LC** *Keith Hunter, 6-0, 190, So.
Nate Creer, 6-1, 172, Fr.
- SS** ***Bobby Stoops, 6-0, 180, Sr.
*Mike Stoops, 6-2, 175, So.
- FS** Devon Mitchell, 6-2, 175, Fr.
Ron Hawley, 5-11, 180, Jr.
*Jay Bachmann, 6-2, 175, Jr.
- RC** *Zane Corbin, 6-2, 195, So.
Devon Mitchell, 6-2, 175, Fr.
- PT** ***Reggie Roby, 6-3, 230, Sr.
*Tom Nichol, 5-11, 195, So.


*Letters Won



Alt



Bachmann



Bailey



Balke

Hawkeye Profiles

****JOHN ALT—OT, 6-7, 275, Jun., Columbia Heights, Minn.**

Past Year—Became a late-season starter at TE when Mike Hufford went down with an injury. Responded with one catch (13 yards) at Northwestern. Moved to offensive tackle in the spring and enters the fall number one on the left side.

College Career—Played in all 11 games as a freshman, and collected two tackles on the special teams. Career stats: one catch, 13 yards.

High School—Won all-city, all-conference, and all-state honors in football and basketball at Columbia Heights. Made several all-America teams at tight end, including Parade, Sunkist, and Adidas. Played end, punter, and placekicker in high school. Member of 1980 Minnesota state football champions.

Personal—Born May 30, 1962, in Stuttgart, Germany. Business major.

***JAY BACHMANN—DB, 6-2, 175, Jun., Whitewater, Wis.**

Past Year—Saw some action in the secondary, getting one solo and two assists. Enters fall in a battle with Devon Mitchell and Ron Hawley for a starting spot at free safety. Injured most of spring.

College Career—Specialty teams player and spot player in the secondary for two years. Used his redshirt year in 1980.

High School—Captained Whitewater's football, basketball, and baseball teams his senior season. Lettered in each sport three times. Was all-state in basketball.

Personal—Born October 25, 1960, in Caledonia, Minn. Major is liberal arts.


***BILL BAILEY—C, 6-2, 250, Jun., Ypsilanti, Mich.**

Past Year—Stepped in and started the last six games at center when injuries depleted the ranks. Began the season as a guard. Played in all 12 games and centered the ball without error from the Hawkeye's shotgun formation. Started the spring game at guard and is slated for starting duty at guard or center.


College Career—Specialty team player his first year. Has had redshirt year.

High School—Lettered in three sports at Ypsilanti and captained the baseball team. All-city, all-conference, and all-state left fielder. Led his football team to the South Central Conference football title as a junior.


Personal—Born July 19, 1961, in Ypsilanti, Mich. Business major.




Ball



Bortz



Broghamer



Brown



Browne

NORM BALKE—OT, 6-5, 240, Fresh., Iowa City, Ia.

Past Year—Redshirted in 1981, he is second-string at offensive left tackle following good spring.

High School—Lettered twice in football and basketball and three times in track at City High. Captained the track team and won the state shot put title. First-team all-state in football (junior) and track (senior). Holds school record for the shot put (58'1").

Personal—Born January 15, 1963, in Iowa City, Ia. Also a weight man for the Iowa track team. Major is education.

****MARTY BALL—FB, 6-1, 215, Sen., Dubuque, Ia.**

Past Year—Redshirted after reporting to fall drills with an injury. Worked his way back to number three at fullback during spring drills.

College Career—Rushed for 28 yards as a junior in 1980 and started the Arizona game. Best year was 1979 when he ran for 37 yards and a 6.2 average. Career stats: 66 yards on 16 carries.

High School—All-state fullback at Hempstead, where he played football, basketball, baseball, and track. Captained football team.

Personal—Born August 20, 1960, in Dubuque, Ia. Business major.

*****MARK BORTZ—DT, 6-6, 265, Sen., Pardeeville, Wis.**

Past Year—First-team all-Big Ten defensive tackle after superb junior campaign. Ranked fourth on the team with 65 tackles, 41 solos. Also broke through for 11 sacks (—45 yards). Led team with five fumble recoveries. Fell on one fumble in the UCLA game for a TD. Earned UPI and *Sports Illustrated* defensive player of the week awards for play vs Nebraska when he had eight tackles, two sacks, and two fumble recoveries. Had 10 tackles in the season finale against Michigan State. Rejected four passes at the line of scrimmage, tops among the linemen. Seven solo tackles in the spring game was a team high. One of only two returning defensive starters, he is a 1982 captain.

College Career—Has started since the end of his freshman campaign. Earned all-Big Ten mention as a sophomore. Career stats: 88 solos, 73 assists, 161 total, 26 sacks for minus 107 yards. Has six career fumble recoveries, one for a TD vs Wisconsin in 1980 and one for TD vs UCLA in 1981.

High School—First-team all-state at Pardeeville in football and honorable mention in basketball. Three-year letter winner in football and track, two in basketball. Conference champion and school record holder for shot put and

discus.

Personal—Born February 12, 1961, in Portage, Wis. History major.

BILL BROGHAMER—WB, 5-11, 170, Jun., Decorah, Ia.

Past Year—Went from walk-on to second-team wingback. Was number one most of the spring, but is currently listed behind former high school teammate Lon Olejniczak. During the spring he caught 12 passes for 174 yards. In the spring game he was the leading receiver with four receptions (36 yards) and one touchdown.

High School—Two-year letterman in football, basketball, and baseball at Decorah. All-state in football. All-conference in football and baseball two years. Holds school record with 59 catches for 730 yards.

Personal—Born March 15, 1961, in Decorah, Ia. Physical education major.

****JEFF BROWN—WB, 5-10, 170, Sen., Fremont, O.**

Past Year—Switched to wide receiver and led the team with 20 receptions (301 yards). His seven catches and 80 receiving yards at Illinois were team bests. Scored Iowa's only TD on a 12-yard reception at Illinois. Averaged 6.5 yards on 21 punt returns, including a 74-yard TD at Northwestern. Ranked fourth in Big Ten punt returns. Gained 44 yards on the ground from his wingback slot. Was the leading receiver in the Rose Bowl with six grabs for 52 yards. Sat out most of the spring, but played in the intrasquad game, making one catch for 28 yards.

College Career—Led the 1980 Hawkeyes in rushing with 673 yards as a tailback. Named *Sports Illustrated* player of the week after gaining 176 yards in the season opener at Indiana.

Was a sprinter on Iowa's track team. Career stats: 719 rushing yards (5.1 average), 612 receiving yards (11.5), 275 kickoff return yards (17.2), and 149 punt return yards (6.2).

High School—An all-state performer at Ross in football and track. The leading rusher in the state of Ohio, he was also a record-setting hurdler. Won two letters in football, three in track, and one in basketball.

Personal—Born August 9, 1960, in Fremont, O. Communications major.

***DAVE BROWNE—NG, 6-1, 260, Sen., Shaker Heights, O.**

Past Year—Part-time starter at defensive tackle. Best game was vs UCLA when he replaced injured Jim Pekar. Had seven tackles plus two sacks. Ended the year with 26 tackles and seven sacks. Switched to noseguard in the spring and is currently number one.


College Career—Played for two years at Iowa Central Community College before transferring to Iowa.

High School—Attended Marmion Military Academy where he starred in football, basketball, and track. Holds high school record in the shot put. Named to all-state football team.


Personal—Born December 13, 1960, in Savannah, Ga. Nicknamed Brunswick and Fat Daddy. Elementary education major.

***GLENN BUGGS—FB, 6-0, 200, Jun., South Beloit, Ill.**


Past Year—One of the major threats on Iowa's top-ranked kickoff return team. Ran back eight kicks for 198 yards, a 24.8 average. Longest return was 77 yards on the opening kickoff at Northwestern. Also gained 21 yards against the Wildcats and scored on a




Buggs



Corbin



Creer



Erb

two-yard run. Currently running second string at fullback. Spring scrimmage totals showed 131 yards in 19 attempts.

College Career—Transferred to Iowa from Garden City Community College. Redshirted in 1980. Career stats: 23 yards, seven carries.

High School—Lettered in football, basketball, and track at South Beloit. Captained football and track teams. Three-time all-stater in track, and all-conference in football twice.

Personal—Born March 18, 1961, in Beloit, Wis. Nicknamed Bugger. Liberal arts major.

***ZANE CORBIN—DB, 6-2, 195, Soph., Jersey City, N.J.**

Past Year—Saw limited action in the secondary, but was credited with four stops on the specialty teams. Recovered an accidental onside kickoff in the fourth quarter that doomed UCLA. Heads into the fall as the starting right cornerback. Got three solos and two assists in the spring game. Had four interceptions in one spring scrimmage.

College Career—Redshirted in 1980.

High School—First-team all-stater and team captain at Snyder. Averaged 26 yards per catch and also made six interceptions, a school record. Lettered three times in basketball and track.

Personal—Born September 19, 1962, in Jersey City, N.J. Business major.

NATE CREER—DB, 6-1, 172, Fresh., Brooklyn, N.Y.

Past Year—A 1981 redshirt, he is on the second team at left cornerback following a good spring. Made three solo hits in the spring game.

High School—Played football for three years at Tilden. Captained the squad. Was named all-city as a senior.


Personal—Born January 24, 1962, in Pine Bluff, Ark. Graduated from same high school as Owen Gill and Devon Mitchell. Business major.

***JAMES ERB—LB, 6-2, 225, Sen., Wellman, Ia.**

Past Year—Provided spot relief, mostly on passing downs. Totaled 23 tackles including 15 solos. Best tackle game was six vs Indiana. Tied for the team lead with two blocked kicks. Rejected a punt against Purdue which was recovered for a TD. Also blocked a Michigan State punt out of the end zone for a safety. After excellent spring practice he is listed with the No. 1 unit. Had six tackles in the spring game.

College Career—Transferred from Waldorf Junior College. Had three tackles as a sophomore. Career stats: 26 tackles, 16 solos.


High School—Second-team all-state at Mid-Prairie. Won 12 letters:




Gerleman




Gill



Granger



Grogan



Hanna

four each in track and baseball, two each in football and basketball. Holds school records in shot put and discus.

Personal—Born August 2, 1960, in Iowa City, Ia. Business major.

***LOREN GERLEMAN—OG, 6-4, 255, Sen., Decorah, Ia.**

Past Year—Second-string left tackle, seeing action in all 12 games. Made seven solos and one assist on the specialty teams. Switched to guard in the spring and is currently ranked number one. Will battle Jon Roehlke, who missed much of spring practice, for a starting position.

College Career—Spent two years at Waldorf JC.

High School—Played football, basketball, and track at South Winneshiek, where he earned all-state mention five times in basketball and football. Lettered three times in football and twice in track and basketball.

Personal—Born March 6, 1961, in Decorah, Ia. Business major.

***OWEN GILL—RB, 6-2, 212, Soph., Brooklyn, N.Y.**

Past Year—Impressive freshman campaign included rushing for 143 yards on 24 attempts, a 6.0 average. Leading rusher at Northwestern, gaining 86 yards on nine carries. Scored on a 20-yard gallop against the Wildcats. Running second-string after spring


practice. Second leading spring runner with 394 yards (49 rushes), an 8.0 average.

High School—Two-year letterman in track and football at Tilden. Captained football squad. First-team all-state in both football and track. Ran for 314 yards in one game.


Personal—Born February 19, 1962, in London, England. Nicknamed Bam-Bam and Baby Bull. Also a triple jumper for the Hawks, he holds the school record at 48'5". Went to same high school as Devon Mitchell and Nate Creer. Liberal arts major.

****NORM GRANGER—FB, 5-11, 215, Jun., Newark, N.J.**


Past Year—Started every game and earned all-Big Ten mention. Accumulated 264 yards on 62 attempts. Ran for 57 yards vs Minnesota, 46 vs Indiana, and 44 at Michigan. Scored on only carry at Northwestern. Led Iowa's national-best kickoff return unit with a 41-yard average on seven returns. Had a 99-yard TD return vs Indiana that erased a 14-14 tie. Brought back three kickoffs against Iowa State for 107 yards, with a long of 72. Caught six passes. Iowa's leading rusher in the Rose Bowl with 80 yards on 13 carries. Spring game star, scoring twice on one-yard dives and gaining 33 yards. Gained 118 yards on 15 carries in spring scrimmages. A 1982 captain.




Hawley



Hayes



Hilgenberg



Hooks

College Career—Started his career as a tailback, but has made a successful switch to fullback. Led the Big Ten in kickoff returns as a freshman with 29.9 average. Career stats: 277 yards rushing (4.3 average, 2 TD's), 23 yards receiving, and 616 kickoff return yards (34.2).

High School—All-state, all-American, MVP, and team captain at Barringer after gaining 1,900 yards and scoring 13 touchdowns. Won the Newark Academic Scholar-Athlete award.

Personal—Born September 14, 1961, in Newark, N.J. Liberal arts major.

***TOM GROGAN—QB, 6-3, 190, Jun., Kansas City, Kans.**

Past Year—Completed one of three passes for 20 yards in reserve role. Came out of spring practice on the second team. Spring stats showed 28 of 53 passes (53 percent) for 303 yards. Played for both units in the spring game with totals of 11-23 for 99 yards. Drove the first-stringers to their final TD.

College Career—Reserve QB his first two years, he also played basketball for Iowa when it went to the Final Four in 1980. Redshirted in 1980.

High School—Three-sport letterman at Turner, earning three each in football, basketball, and baseball. An all-state basketball player and a National Honor student.

Personal—Born October 31, 1960, in Chanute, Kans. Major is business.

TIM HANNA—OG, 6-3, 255, Jun., Forest City, Ia.

Past Year—A reserve in 1981, he is listed number two at left guard behind Joe Levelis.

College Career—Formerly a nose-guard, he used a redshirt year in 1980 to make the move to the offensive line.

High School—Lettered two years in football and three times in track at Forest City. Was all-conference in football twice. First-team all-state and played in the Shrine Game.

Personal—Born September 23, 1960, in Forest City, Ia. Liberal arts major.

RON HAWLEY—DB, 5-11, 180, Jun., West Covina, Cal.

Past Year—Spent 1981 as a redshirt after transferring. Second string at safety after spring.

College Career—Played for two years at Mt. San Antonio JC. Was all-conference defensive back with five intercepted passes and 44 tackles.

High School—Played football and track, and captained both teams. Won all-conference laurels once in football and twice in track at South Hills.

Personal—Born October 27, 1961, in Detroit, Mich. Business major.

JONATHAN HAYES—LB, 6-5, 225, Soph., South Fayette, Pa.

Past Year—Participated on the specialty teams and saw some action from the linebacking position. Excellent spring moved him to number two behind Kevin Spitzig. Four solo tackles and two assists in the spring tilt.

High School—All-state as a senior when he caught 27 passes (569 yards) for 10 TD's. Also had 61 solos and 79 assists plus three interceptions. Played baseball and basketball and was the football captain and MVP.

Personal—Born August 11, 1962, in South Fayette, Pa. Cousin of Iowa defensive tackle George Little. Liberal arts major.

****JOEL HILGENBERG—C, 6-3, 240, Jun., Iowa City, Ia.**

Past Year—Started the Indiana game but suffered a hand injury against the Hoosiers which held him out the rest of the season. Saw action in four games. Listed number two going into the fall, but may be a starter if Bill Bailey switches to guard.

College Career—Played sparingly as a freshman behind brother Jay, an all-conference center. Participated on the specialty teams.

High School—A National Honor Society member and all-conference player at City High. Played defensive tackle and offensive center and was a two-year letterman.

Personal—Born July 10, 1962, in Iowa City, Ia. Follows in the footsteps of brothers Jim, a 1978 Iowa graduate, and Jay, a 1981 graduate. Father Jerry was an all-American center at Iowa in the 1950s. Uncle Wally was all-Big Ten linebacker in the 1960s. Business major.

***MIKE HOOKS—DE, 6-3, 225, Soph., Omaha, Neb.**

Past Year—Redshirted in 1981, he is contending for a starting job after a good spring. Four tackles in the spring game, three of which were solos.

College Career—Lettered in 1980 when he was on the specialty teams and made three stops.

High School—First-team all-state and captain at South. Eighth in the state in pass receiving with 31 catches for 270 yards. Also averaged 16 tackles. Finished second in the Nebraska powerlifting meet.





Personal—Born May 21, 1962, in Omaha, Neb. Business major.

****MIKE HUFFORD—TE, 6-3, 245, Jun., Mt. Vernon, Ia.**

Past Year—Honorable mention all-Big Ten. Was the first-string tight end the first nine games, but an injured shoulder in the Purdue game cut back his playing time. Caught 10 passes for 181 yards. Grabbed two TD passes vs Indiana and had a third called back because of penalty. A 1982 captain. Caught three passes in the spring game, one an 11-yard TD. Third-leading spring receiver with 11 receptions for 178 yards.

College Career—Started five games as a sophomore and made three receptions. Missed part of the 1980 campaign with an ankle injury. Career stats: 13 catches, 207 yards.

High School—Second-team all-state in football and third-team in basketball at Mt. Vernon. Holds school record for most yards and receptions in a game and for most points and rebounds in a basketball game. Won two letters in football, three in basketball.

*M. Hufford**P. Hufford**Hunter**Joseph*

Personal—Born November 21, 1960, in Keokuk, Ia. Brother Joe played defensive tackle for Iowa and brother Paul is a Hawkeye sophomore. Business major.

PAUL HUFFORD—DT, 6-3, 255, Soph., Mt. Vernon, Ia.

Past Year—Saw spot duty, alternating between noseguard and defensive tackle. Listed behind all-American candidate Mark Bortz following a strong spring.

College Career—Redshirted in 1980 because of a knee injury.

High School—First-team all-state twice. On three all-America teams, he had 297 tackles in 24 games and averaged 37 yards per punt. Won 185-pound state wrestling title as a junior and was Iowa shot put champ. Also all-conference in baseball. Won letters in football, wrestling, track, and baseball at Mt. Vernon. Captained football and wrestling teams.

Personal—Born February 5, 1962, in Keokuk, Ia. Brother Mike is a Hawkeye tight end and team captain. Brother Joe played defensive tackle for Iowa. Business major.

***KEITH HUNTER—DB, 6-0, 190, Soph., Newark, N.J.**

Past Year—Special teams performer and second-string left cornerback. Had four solo tackles. Earned the number one position at left corner-

back this spring. Had three solo stops and intercepted a pass in the spring game.

College Career—Redshirted in 1980.

High School—Lettered four years at Barringer, playing both defensive back and quarterback. Holds the school record for the longest interception return (90 yards). Intercepted five passes his senior season, when he was named all-city, all-conference, and all-state.


Personal—Born May 16, 1961, in Newark, N.J. Graduated with Iowa full-back Norm Granger. Business major.

****STRAUN JOSEPH—DE, 6-2, 225, Sen., Newton, Ia.**

Past Year—Backup to all-American Andre Tippett. Played in every game and totaled 14 tackles and four sacks (–20 yards). Made five solo stops and one sack vs Michigan State. Added three tackles at Northwestern. Leading candidate for starting position at left end. Two solos and two assists in the spring game.

College Career—Six tackles and two sacks highlighted junior campaign which he spent on the special teams. Career stats: 16 solos, four assists, six sacks (–22 yards).


High School—Won letters in football, basketball, and track at Newton. Also attended Grant Park in Winnipeg, Manitoba, Canada.




Levelis



Little



Long



Love-Jordan

Personal—Born May 23, 1957, in San Francisco, Cal. Nicknamed Stroft. General studies major.

***JOE LEVELIS—OG, 6-5, 280, Jun., Lindenhurst, N.Y.**

Past Year—Earned the starting left tackle assignment during the preseason and became a fixture on the line. Was often the lone lineman on his side when the Hawkeyes featured an unbalanced line. Missed spring drills because of minor surgery but listed with top unit.

College Career—Started career as a defensive tackle but didn't see any action. Redshirted in 1980 and made transition to offensive line.

High School—Played both offensive and defensive lines at Lindenhurst, where he received three letters in football. MVP as a senior, when he made the all-New York Metro team.

Personal—Born January 6, 1961, in Columbus, O. Business major.

***GEORGE LITTLE—DT, 6-4, 235, Soph., Duquesne, Pa.**

Past Year—Lettered as a freshman playing on the special teams and some at defensive tackle. Made nine tackles — three solos and six assists. Missed most of spring ball with an injury. Listed number three at defensive tackle.

High School—First-team all-state, captain, and MVP at Duquesne. Named to the Pittsburgh Metro Blue

Chipper list. Holds school record for tackles in a season.

Personal—Born June 27, 1963, in McKeesport, Pa. Cousin of Iowa reserve linebacker Jonathan Hayes. Liberal arts major.

CHUCK LONG—QB, 6-4, 185, Soph., Wheaton, Ill.


Past Year—Got in for a few downs and completed his only pass at Northwestern for 14 yards. Ended spring drills as the number one signal caller. In spring scrimmages, he connected on 63 of 81 passes (78 percent) for 903 yards. He led the black shirts to a 38-10 spring game win by completing 10-16 for 97 yards and one TD. Played in the Rose Bowl and rushed for 11 yards on two carries.

High School—Three-sport standout at North. Lettered in football, basketball, and baseball. All-conference in football and basketball. Captained football and baseball squads. Led team to 4A state football championship as a junior.


Personal—Born February 18, 1963, in Norman, Okla. Business major.

***J. C. LOVE-JORDAN—SE, 5-11, 180, Soph., Robbins, Ill.**


Past Year—Redshirted after an injury. Switched from tailback to split end during spring and is currently running second string. He caught one pass for nine yards in the spring game.




Miller



Mitchell



Moritz



Nichol

College Career—Gained 93 yards on 36 carries (2.6 average) in 1980. Scored one TD at Michigan State where he gained 62 yards. Ran back kickoffs and ended up second in the Big Ten with a 26.8 average.

High School—Three-sport performer at Richards. Won letters in football, basketball, and track. Football MVP and two-time track MVP. All-conference performer and all-state.

Personal—Born February 22, 1962, in Greenville, Miss. Liberal arts major.

PAUL McCARTY—RB, 6-0, 190, Jun., Houston, Tex.

Past Year—Played at Compton Community College with another Iowa recruit, Cornelius Robertson. Moved up to third string at tailback following impressive spring term. Gained 199 yards on 36 carries in spring scrimmages.

College Career—Lettered twice at Compton CC and was all-conference once. Named to the all-California Junior College team.

High School—Played football and track at Worthing. All-city in football.

Personal—Born January 18, 1961, in Houston, Tex. Liberal arts major.

***BRETT MILLER—OT, 6-7, 275, Sen., Glendale, Cal.**

Past Year—Played sparingly at defensive tackle and made one tackle. Switched to offensive tackle this

spring and is the starter on the right side. A 1982 captain.

College Career—Transferred to Iowa from Glendale JC, where he was all-conference, most valuable defensive lineman, and captain. Redshirted at Iowa in 1980.

High School—At Glendale, he played football as an offensive and defensive tackle for three years.

Personal—Born October 2, 1958, in Lynwood, Cal. Business major.

DEVON MITCHELL—DB, 6-2, 175, Fresh., Brooklyn, N.Y.

Past Year—Redshirted in 1981, he is the first-string free safety following spring practice. Also listed number two at right cornerback. Had three solos in the spring intrasquad game.

High School—Football safety and baseball outfielder for two years at Tilden. All-city, ran back a punt for a TD and picked off three interceptions in one game.

Personal—Born December 30, 1962, in Kingston, Jamaica. Attended the same high school as Iowa players Owen Gill and Nate Creer. Liberal arts major.

***DAVE MORITZ—SE, 6-1, 185, Jun., Chicago, Ill.**

Past Year—Part-time starter and led the team in receiving yards with 390. Caught 17 passes for a 22.9 yard average, tops on the team. Scored his lone

TD at Northwestern on a 26-yard reception. Grabbed three passes at Illinois (78 yards) and at Iowa State (77 yards). Had a 57-yard reception against Wisconsin to set up Iowa's winning TD. Running number one after spring game of three catches for 45 yards. In four spring scrimmages, he caught 33 passes for 490 yards, tops on the team.

College Career—Saw limited action in 1980 behind record-setting receiver Keith Chappelle. Career stats: 18 receptions and 395 yards.

High School—Received all-city and all-Catholic league honors after leading St. Rita in scoring. Also earned letters in basketball and track.

Personal—Born June 12, 1962, in Evergreen, Ill. Major is liberal arts.

***TOM NICHOL—K, 5-11, 195, Soph., Green Bay, Wis.**

Past Year—The Big Ten's third-leading scorer in freshman season. Forced into action in the UCLA game when Lon Olejniczak was hurt. Responded with one extra point and two FG's vs the Bruins. Led the Hawkeyes in scoring with 59 points, built on 26-28 PAT's and 11-20 field goals. Tied the school record for PAT's attempted (nine) and made (eight) at Northwestern. Drilled three field goals from 20, 36, and 30 yards to provide all the scoring in 9-7 win at Michigan. Hit two field goals in the win over Purdue, including career-best of 48 yards. Also punted whenever the Hawkeyes were inside the 50, averaging 31.7 on 11 kicks. Made six straight PAT's in the spring game plus field goals from 52 and 44 yards.

High School—Three-year football standout at quarterback and kicker as well as a track and soccer performer. Captained football team and gained all-state first-team honors. Holds

Preble school record for 54-yard field goal.

Personal—Born August 17, 1962, in Green Bay, Wis. Business major.

***KELLY O'BRIEN—TE, 6-2, 240, Soph., Sterling, Ill.**

Past Year—A reserve, he saw action when Mike Hufford and John Alt were slowed by injuries. Played in eight games and was used in Iowa's two tight end offense. Also played on the kickoff team. Currently running second string behind Mike Hufford.


High School—First-team all-state as a tight end. All-conference in baseball and football. Also lettered twice in basketball. Captained football and baseball teams.

Personal—Born August 20, 1963, in Sterling, Ill. Major is liberal arts.


****LON OLEJNICZAK—WB, 6-4, 215, Jun., Decorah, Ia.**

Past Year—Given a redshirt year after he broke his leg against UCLA and missed the rest of the season. Didn't participate in spring drills. He started first three games and was Iowa's sixth leading receiver with eight receptions (97 yards). Also completed one pass for four yards. Made two of three extra points and his only FG try. His 35-yard FG vs Nebraska provided the winning margin. Returned four punts for 33 yards. Punted once for 43 yards. Listed number one at wingback.


College Career—In two years he has played defensive back, linebacker, tight end, wingback, punter, place-kicker, and punt returner. Came to Iowa as a quarterback, but changed to defense his first year, then to tight end as a sophomore. Career stats: five solos, three assists, 1-1 passing for four yards, 17 receptions for 226 yards, 10-11 PAT's, 3-3 FG's, 25 punts for a




O'Brien




Olejniczak



Peiffer



Peterson



Phillips

35.6 average, and 10 punt returns for 62 yards.

High School—Was first-team all-state in football and baseball at Decora, second-team all-state in basketball. Led teams in all three sports to conference championships. Won 10 letters: four in baseball, three in football and basketball.

Personal—Born January 28, 1961, in Waterloo, Ia. Recipient of 1982 Nile Kinnick Scholarship. Business major.

CARL PEIFFER—OT, 6-7, 275, Jun., Harper, Ia.

Past Year—Saw limited action as a reserve on the offensive line. Good spring practice elevated him to number two.

College Career—Spent two years as a backup on the offensive line. Redshirted in 1980.

High School—Earned 11 letters at Keota: three in football, four each in basketball and track. All-state mention in football as a junior. All-conference in football and basketball.

Personal—Born December 23, 1960, in Sigourney, Ia. Brother Warren played for the Hawkeyes. Major is liberal arts.

HOWARD PETERSON—NG, 6-2, 250, Fresh., Bettendorf, Ia.

Past Year—Redshirted in 1981 but ranked number two after spring drills although a knee injury withheld him from practice.

High School—First-team all-state noseguard and heavyweight wrestling champ at Bettendorf. Lettered three times in wrestling and twice each in football and track. Captained football team and was all-conference in football and wrestling.


Personal—Born February 21, 1961, in Arlington Heights, Ill. Nicknamed Hap. Business major.

****EDDIE PHILLIPS—RB, 6-1, 202, Jun., Chicago, Ill.**


Past Year—Iowa's top rusher for the first six games, but an ankle injury (vs Michigan) forced him to second string the rest of the way. Ran for 543 yards in 121 carries, a 4.5 average. Gained 101 yards vs Indiana. Scored a TD and ran for 94 yards in win over Nebraska. Got 76 yards and one touchdown against Michigan State and 73 yards at Illinois. Caught eight passes for 23 yards. Third-leading scorer with 30 points. Solidly set as the number one tailback. Leading rusher in the spring game with 144 yards (20 carries). Gained over 100 yards in all four scrimmages, totaling 583 on 49 attempts (11.9).

College Career—Ran for 55 yards, caught one pass, returned a kickoff and two punts in 1980. Career stats: 598 yards, 137 carries (4.4), and five TD's.


High School—All-city, all-conference, and all-state. Won three letters in football and four in track at Simeon.




Roby




Roehlk



Spitzig



B. Stoops



M. Stoops

Personal—Born February 23, 1961, in Columbus, Miss. Nicknamed Sweetness. Liberal arts major.

*****REGGIE ROBY—P, 6-3, 230, Sen., Waterloo, Ia.**

Past Year—Consensus all-America and all-Big Ten after record-setting campaign. Averaged 49.8 yards per kick, eclipsing NCAA record of 49.3. Led the nation all season after school record performance against Nebraska when he kicked five times for a 55.8 average. Averaged over 50 yards per kick in games against the Cornhuskers, Iowa State (50.5), UCLA (54.3), Northwestern (59.0), Indiana (52.8), Purdue (50.5), Wisconsin (53.7), and Washington (51.0). Named first-team all-America by AP, UPI, Football Writers, *Football News*, Mizlou-Hartford, and WTBS-TV. Second-team all-America according to NEA. Powerful kickoffs frequently sailed out of the end zone. Longest punt was 68 yards against Purdue. AP's defensive player of the week at Wisconsin. Participated in a national drug awareness campaign for the NCAA.

College Career—Second-team all-Big Ten as a freshman after finishing eighth nationally and second in the conference. Averaged 43.5 yards, missing the conference punting title by two-tenths of a yard. Was fourth in the Big Ten as a sophomore at 40.6 yards. Career stats: 120 punts, 5,348 yards,

44.6 average, long punt of 69 yards, 28 of 34 PAT's, 11-26 FG's, long FG of 48 yards.

High School—All-America at East. All-state and all-conference in baseball and football. Won nine letters, three each in football, baseball, and basketball. Kicked a record 51-yard field goal.

Personal—Born July 30, 1961, in Waterloo, Ia. Member of Iowa baseball team his freshman year. Liberal arts major.

****JON ROEHLK—OG, 6-2, 255, Jun., Durant, Ia.**

Past Year—Redshirted while adjusting from linebacker to offensive line. Injury set him back during spring drills. Listed as number two right guard.


College Career—Started career as a linebacker and contributed seven stops, including four solos. Also on the specialty teams in 1980.

High School—Three-sport letterman at Durant, winning four in football and three each in baseball and wrestling. Captained all three sports.


Personal—Born June 25, 1961, in Davenport, Ia. Major is liberal arts.

****KEVIN SPITZIG—LB, 6-3, 225, Jun., Ankeny, Ia.**


Past Year—Played in spot situations behind all-conference linebackers Mel Cole and Todd Simonsen. Saw action in every game and was called on fre-




Strobel




Sullivan



Uhlenhake



Wancket



Yacullo

quently in passing situations. Recorded 28 tackles with nine against both Northwestern and Indiana. First string after spring game effort of six tackles.

College Career—Part-timer the last two seasons and a special teams player. As a freshman he made 15 tackles and a 14-yard sack vs Ohio State. Career stats: 30 solos, 13 assists.

High School—A consensus all-state first-team selection who had school record 128 tackles in senior campaign. Also played basketball and baseball at Ankeny. Honor Society member.

Personal—Born December 17, 1961, in Dayton, O. Business major.

*****BOBBY STOOPS—DB, 6-0, 180, Sen., Youngstown, O.**

Past Year—One of two returnees from last season's defensive unit. Hardest hitter among the defensive backs, evidenced by his 42 tackles and four sacks. Intercepted a pass vs UCLA and covered two fumbles, one that set up Iowa's first TD at Wisconsin. Best tackle games were seven against Indiana and Michigan State. Got six in both the Iowa State and Michigan tilts. The short man on punt returns. A 1982 captain. Missed spring practice following minor surgery.

College Career—A three-year starter, he was fourth on the team with

71 tackles in 1979. Two interceptions that year ranked third in the Big Ten. Redshirted in 1978 with a knee injury. Intercepted three passes in 1980 and averaged 8.8 yards on punt returns. Career stats: 160 tackles and six interceptions.

High School—Second-team all-state at Cardinal Mooney. Won three letters in basketball, two in football, and one in track. All-conference in football and basketball, he played on conference champs in both sports.

Personal—Born September 9, 1960, in Youngstown, O. Brother Mike is a Hawkeye sophomore. Business major.

***MIKE STOOPS—DB, 6-2, 175, Soph., Youngstown, O.**

Past Year—Played behind brother Bobby at strong safety. Made seven stops—three solos and four assists. Two tackles against Indiana was his best effort. As a spring game starter he had five solo tackles. Listed number two at strong safety.

College Career—Special teams player and backup to brother Bobby in the secondary for two years.

High School—Three-sport letterman at Cardinal Mooney, where he gained all-state mention in football. Earned two letters each in football, baseball, and basketball.

Personal—Born December 13,

1961, in Youngstown, O. Liberal arts major.

***DAVE STROBEL—DE, 6-4, 235, Jun., St. Paul, Minn.**

Past Year—Starter at wingback after Lon Olejniczak broke his leg, totaling three catches for 41 yards and rushing for three yards. Returned two short kickoffs at Illinois for 31 yards. Changed to defensive end in spring. Good performance in squad game solidified his number one standing.

College Career—Played in four games as a freshman fullback. Switched to wingback as a sophomore.

High School—First-team all-state football at Hill-Murray. Lettered four times in both football and track. Has high jumped 6'8".

Personal—Born April 3, 1962, in St. Paul, Minn. Business major.

EDDIE SULLIVAN—DT, 6-5, 245, Fresh., Cambridge, Mass.

Past Year—Redshirted in 1981, he had an impressive spring showing that elevated him to the number two defensive right tackle. Had two tackles in the spring game.

High School—Won six letters at Rindge-Latin: football (3), track (2), and basketball (1). All-league for three years in football.

Personal—Born September 9, 1962, in Cambridge, Mass. Major is liberal arts.

*****CLAY UHLENHAKE—DT, 6-3, 265, Sen., Moravia, Ia.**

Past Year—Played supporting role to Mark Bortz, but still got three sacks among his five stops. Three tackles at Iowa State was season high. Switched

to right side of the line this spring and is number one. Leading tackler for the first team in the spring game with seven.

College Career—Two years as a reserve, he got 10 tackles as a freshman and 13 as a sophomore. Career stats: 15 solos, 13 assists, and three sacks (—11 yards).

High School—First-team all-state. All-conference in football (twice) and baseball at Moravia. Captain of football and wrestling teams.

Personal—Born October 4, 1959, in Decorah, Ia. Business major.

TONY WANCKET—DE, 6-3, 220, Soph., Atkinson, Ill.

Past Year—A reserve defensive end in 1981, he made a serious run at a starting berth in the spring and is listed number two on the left side.

High School—Earned 10 letters at Atkinson: football (3), basketball (3), and track (4). Captained football team and all-conference. Two-time conference champ in the shot put.

Personal—Born January 15, 1962, in Geneseo, Ill. Major is liberal arts.

***MIKE YACULLO—LB, 6-2, 227, Jun., Deerfield, Ill.**

Past Year—Substitute linebacker who collected five tackles. Listed behind James Erb going into fall practice.

College Career—Made steady climb from specialty teams to part-time linebacker.

High School—Three-year letterman at Loyola and football captain. All-city, all-conference, and all-state mention.

Personal—Born May 3, 1962, in Chicago, Ill. Liberal arts major.

Meet the Rookies

Freshman Roster

Player	Pos.	Ht.	Wt.	Hometown (High School)
Kevin Angel	OT	6-6	250	Rockford, Ill. (Boylan Central Catholic)
Mike Bennett	TE	6-5	225	Warren, Mich. (Bishop Foley)
Phil Cerza	LB	6-3	230	Belleville, N.J. (Belleville)
Dave Croston	OG	6-5	240	Sioux City, Ia. (East)
Kyle Crowe	QB	6-4	185	Ankeny, Ia. (Ankeny)
George Davis	LB	6-1	220	West Des Moines, Ia. (Dowling)
Jeff Drost	DT	6-5	245	Indianola, Ia. (Indianola)
Chris Fischer	DT	6-4	265	Rivervale, N.J. (Pascack)
Ray Fountain	OG	6-5	260	West Branch, Ia. (West Branch)
Chris Gambol	OT	6-6	235	Oxford, Mich. (Oxford)
Bruce Gear	DE	6-2	210	Madison, Wis. (Memorial)
Bill Happel	WR	6-0	185	Cedar Rapids, Ia. (Washington)
Ronnie Harmon	RB	6-1	195	Laurelton, N.Y. (Bayside)
Erric Hedgeman	LB	6-4	210	Bridgeton, N.J. (Shelick)
George Millett	DE	6-1	222	Brockton, Mass. (Brockton)
Joe Murawinski	NG	6-3	245	North Bergen, N.J. (St. Joseph)
Eddie Polite	WR	6-3	225	Wayne, N.J. (DePaul)
Rick Schmidt	QB	6-3	175	Belleville, Ill. (East)
Ken Sims	DB	5-11	185	East St. Louis, Ill. (Lincoln)
Larry Station	LB	6-1	225	Omaha, Nebr. (Central)
Mark Vlasic	QB	6-5	205	Monaca, Pa. (Center)

KEVIN ANGEL, 6-6, 250, T, Rockford, Ill.—All-conference ... plays basketball and throws shot and discus in track... honor student...engineering major.

MIKE BENNETT, 6-5, 225, TE, Warren, Mich.—First-team all-state ... all-Catholic League...captain...National Honor Society...3.9 GPA...plays baseball and basketball...premed major.

PHIL CERZA, 6-3, 230, LB, Belleville, N.J.—All-America and all-state...career totals of 314 tackles, 8 interceptions,

and 10 fumble recoveries...baseball player...major undecided.

DAVE CROSTON, 6-5, 240, OL, Sioux City, Ia.—First-team all-state ... captain ...honor student with 3.4 GPA...student council VP...participates in basketball and track...major undecided.

KYLE CROWE, 6-4, 185, QB, Ankeny, Ia.—First-team all-state ... hit 87 of 184 passes for 1,262 yards and 14 TD's in 1981 ... scored eight TD's and had 39 tackles as free safety...National Honor

Society with 3.9 GPA... participates in basketball (all-conference), baseball, and track... prelaw major.

GEORGE DAVIS, 6-1, 220, LB, West Des Moines, Ia.—All-state... captain and MVP... led team in scoring, rushing, and receiving as running back... wrestler... liberal arts major.

JEFF DROST, 6-5, 235, DT, Indianola, Ia.—All-state... captain and MVP... National Honor Society... wrestler... business major.

CHRIS FISCHER, 6-4, 265, DT, Riverdale, N.J.—Saw little playing time in 1981 because of injury... liberal arts major.

RAY FOUNTAIN, 6-5, 260, OL, West Branch, Ia.—Twice made first-team all-state... all-conference three years... ran back two onside KO's for TD's... top basketball player... computer science major.

CHRIS GAMBOL, 6-6, 235, DE, Oxford, Mich.—All-conference... track standout in discus and shot... honor student... prelaw major.

BRUCE GEAR, 6-2, 210, DE, Madison, Wis.—All-city... captain... honor student

... track and wrestling standout... brother Kenny plays at Michigan... cousin Jay Norvell is at Iowa... political science major.

BILL HAPPEL, 6-0, 185, WR-DB, Cedar Rapids, Ia.—First-team all-state... set school records in receptions (66) and yards (809) in 1981... father Bill played at Iowa and now on staff at Minnesota... plays basketball... business major.

RONNIE HARMON, 6-1, 195, RB, Laurelton, N.Y.—All-state and all-city... had 1,275 yards rushing and 16 TD's (10.4 yards per carry average)... top sprinter in track... computer science major.

ERRIC HEDGEMAN, 6-5, 210, LB, Bridgeton, N.J.—All-state... MVP and captain... once had hand in 28 tackles in a game... also played running back, setting school record of four TD's in one game... honor student... top basketball player... major undecided.

GEORGE MILLETT, 6-1, 215, DE, Brockton, Mass.—Named top defensive player in area... played in New England Shrine Game... 35 sacks included in 137 tackles... wrestler and baseball player... recreation major.

JOE MURAWINSKI, 6-5, 245, DT-NG, North Bergen, N.J.—Captain... all-conference... averaged seven tackles and two sacks per game... four-year honor student... baseball and basketball player... business major.

EDDIE POLITE, 6-3, 225, WR, Wayne, N.J.—Prep all-America... all-state... East Coast Elite team... had 39 receptions for 590 yards and 12 TD's... honor student... prelaw major.





Gang tackle.

RICK SCHMIDT, 6-3, 185, DB-QB, Belleville, Ill.—All-state...MVP and captain...National Honor Society...ranks sixth in graduating class as honor student...baseball and basketball player...engineering major.

KEN SIMS, 5-11, 185, DB, East St. Louis, Ill.—All-state...career totals of 13 interceptions, six for TD's...had 55 solo tackles in 1981...top hurdler in track...major undecided.


LARRY STATION, 6-1, 225, LB, Omaha, Nebr.—Two-time all-state...all-America...averaged 16 tackles per game...National Honor Society...3.8 GPA...outstanding shot and discus man in track...power lifting champion (610 pounds dead lift)...computer science major.

MARK VLASIC, 6-5, 195, QB, Monaca, Pa.—Member of Blue Chip team...twice all-league...passed for 1,850 yards with 62% completions...top basketball player...National Honor Society...major undecided.

Pronunciation Guide

Jay Bachmann	BOCK-min
Norm Balke	BALL-key
Dan Boddicker	BOD-ih-kir
Bill Broghamer	BRO-hammer
Mike Casula	cuh-SOO-luh
Tim Cheatham	CHEET-um
Loren Gerleman	GIRL-uh-min
Mike Haight	HATE
Gregg Hammann	HAY-mun
Joel Hilgenberg	HILL-gun-berg
Dennis Klapperich	CLAP-ir-rich
Joe Levelis	luh-VELL-lis
Paul McCarty	muh-CAR-tee
Dave Moritz	moor-RITZ
Thomas Nichol	NICK-ul
Jay Norvell	noor-VELL
Lon Olejniczak	OH-lin-zack
Carl Peiffer	PIE-fir
Reggie Roby	ROW-bee
Jon Roehlk	RELK
Tim Sennott	SEN-it
Dave Strobel	STRO-bul
Todd Suchomel	SU-kuh-mel
Clay Uhlenhake	YOU-lin-hake
Tony Wancket	WAN-kit
Mile Yacullo	yuh-COO-low

Nebraska




Sept. 11

Lincoln, 1:30 CDT



Tom Osborne



Dave Rimington

Head Coach—Tom Osborne

9 years, won 84, lost 23, tied 2

Athletic Director—

Bob Devaney

Sports Information—

Don Bryant

Office Phone—402/472-2263

Home Phone—402/423-6563

Enrollment—24,789**Memorial Stadium**—73,650**Nickname**—Cornhuskers**Colors**—Scarlet and Cream**Returning Lettermen**—44**Returning Starters**—12**Conference**—Big Eight**Series Record**—Nebraska, 23-12-3**1982 Schedule**


Sept. 11	Iowa
Sept. 18	New Mexico St.
Sept. 25	at Penn State
Oct. 2	at Auburn
Oct. 9	at Colorado
Oct. 16	Kansas State
Oct. 23	Missouri
Oct. 30	at Kansas
Nov. 6	Oklahoma State
Nov. 13	at Iowa State
Nov. 26	Oklahoma
Dec. 4	at Hawaii

1981 Results (9-3)


Iowa	L	7-10
Florida State	W	34-14
Penn State	L	24-30
Auburn	W	17-3
Colorado	W	59-0
Kansas State	W	49-3
Missouri	W	6-0
Kansas	W	31-15
Oklahoma State	W	54-7
Iowa State	W	31-7
Oklahoma	W	37-14
Clemson	L	15-22

Nebraska Outlook

Nebraska returns fewer starters (12) than any other Big Eight school this season, but the Cornhuskers still figure to be a strong contender for league and national honors. Coach Tom Osborne's team will return a veteran offense led by Outland Award-winning center Dave Rimington. Roger Craig and Mike Rozier lead a powerful 1-2 punch at the I-back position. They combined for over 2,000 yards last year. Tight end Jamie Williams and wide receiver Todd Brown are all-star candidates if someone can get them the ball. There's a big question mark at quarterback because of the health status of veteran Turner Gill. If he recovers from a late season leg injury Nebraska will be in good shape with Gill and Nate Mason fighting for the QB spot. The Cornhuskers return a veteran defensive line led by Jeff Merrell, Toby Williams, and Tony Felici. Linebacker Steve Damkroger is another all-star candidate. All four starters are gone from a secondary which led the nation in pass defense.



Donnie Duncan



Karl Nelson

Iowa State



Sept. 18
Iowa City, 1:05 CDT

1982 Schedule

Sept. 11	at Tennessee
Sept. 18	at Iowa
Sept. 25	Drake
Oct. 2	Oklahoma
Oct. 9	Kent State
Oct. 16	at Missouri
Oct. 23	at Colorado
Oct. 30	Kansas State
Nov. 6	at Kansas
Nov. 13	Nebraska
Nov. 20	at Oklahoma State

1981 Results (5-5-1)

West Texas State	W	17-13
Iowa	W	23-12
Kent State	W	28-19
Oklahoma	T	7-7
San Diego State	L	31-52
Missouri	W	34-13
Colorado	W	17-10
Kansas State	L	7-10
Kansas	L	11-24
Nebraska	L	7-31
Oklahoma State	L	7-27

Head Coach—

Donnie Duncan
3 years, won 14, lost 18,
tied 1

Athletic Director—

Lou McCullough

Sports Information—

Butch Henry

Office Phone—515/294-3372
Home Phone—515/232-3243

Enrollment—24,202

Iowa State Stadium—
50,000

Nickname—Cyclones

Colors—Cardinal and Gold

Returning Lettermen—39

Returning Starters—15


Conference—Big Eight

Series Record—Iowa
18-11-0


Iowa State Outlook

The Cyclones are hoping to start this season like last year, but a repeat of the team's finish the past three years is not high on the want list. Iowa State lost five of its last six in Coach Donnie Duncan's first two years and last year the Cyclones lost their final four games. No less than 15 starters return to lead this veteran team. The strength of the squad will be defense where nine starters return. The top returning lineman on defense is all-Big Eight candidate Shamus McDonough. All-star candidate Chris Washington was the league's leading tackler last year and hopes to repeat the honor at linebacker. Heading the secondary will be Ron Osborne, with 22 consecutive starts to his credit. Darren Longshore is another veteran in the secondary. The recovery of the injured John Arnaud is a key to Iowa State's pass defense. Offensively, Michael Wade is a dangerous open field threat at split end. Key losses are tailback Dwayne Crutchfield and quarterback John Quinn.


Arizona



Sept. 25
Tucson, 7:30 MST



Larry Smith



Ricky Henley

Head Coach—Larry Smith
2 years, won 11, lost 11,
tied 0

Athletic Director—

David H. Strack

Sports Information—

Bob Jacobsen

Office Phone—602/626-1919

Home Phone—602/742-2623

Enrollment—37,000

Arizona Stadium—52,000

Nickname—Wildcats

Colors—Cardinal and Navy

Returning Lettermen—39

Returning Starters—12

Conference—Pac-10

Series Record—Arizona

5-2-0

1982 Schedule


Sept. 11	Oregon State
Sept. 18	Washington
Sept. 25	Iowa
Oct. 9	at UCLA
Oct. 16	at Notre Dame
Oct. 23	Pacific
Oct. 30	at Wash. St.
Nov. 6	at Stanford
Nov. 13	USC
Nov. 20	at Oregon
Nov. 27	Arizona State

1981 Results (6-5)


UCLA	L	18-35
California	L	13-14
Cal State-Fullerton	W	37-16
Stanford	W	17-13
USC	W	13-10
Oregon	W	18-14
Washington State	L	19-34
Texas-El Paso	W	48-15
Oregon State	W	40-7
Fresno State	L	17-23
Arizona State	L	13-24

Arizona Outlook

It's supposed to be a rebuilding year in Wildcat football, but Coach Larry Smith thinks it could be the start of something big. The return of a number of skill position players along with 39 lettermen have created an air of optimism in Tucson. The main concerns to Smith are lines on both sides of the ball. Four offensive and three defensive standouts are gone. Returning offensively will be quarterback Tom Tunnicliffe and the top two rushers of 1981, Brian Holland and Vance Johnson. Sophomore fullback Courtney Griffin had a super spring and is expected to be in Smith's starting unit. Six starters return on offense, and seven others with some starting experience also return. Defensively the Wildcats will look for leadership from all-Pac Ten inside linebackers Ricky Hunley and Glen Perkins. Three starters, Randy Robbins, Bubba Gross, and Tony Neely, return in the secondary. There are question marks at Arizona, but the potential is there for an excellent team.




Dennis Green



Rich Raffin

Northwestern



Oct. 2

Iowa City, 1:05 CDT

1982 Schedule

Sept. 4	at Illinois
Sept. 11	at Indiana
Sept. 18	Miami (OH)
Sept. 25	Northern Illinois
Oct. 2	at Iowa
Oct. 9	Minnesota
Oct. 16	at Purdue
Oct. 23	Michigan
Oct. 30	at Wisconsin
Nov. 6	at Michigan State
Nov. 13	Ohio State

1981 Results (0-11)

Indiana	L	20-21
Arkansas	L	7-38
Utah	L	0-42
Iowa	L	0-64
Minnesota	L	23-35
Purdue	L	0-35
Michigan	L	0-38
Wisconsin	L	0-52
Michigan State	L	14-61
Ohio State	L	6-70
Illinois	L	12-49

Head Coach—Dennis Green
1 year, won 0, lost 11,
tied 0

Athletic Director—
Doug Single

Sports Information—
to be named

Office Phone—312/492-7503

Enrollment—15,599

Dyche Stadium—49,256

Nickname—Wildcats

Colors—Purple and White

Returning Lettermen—38

Returning Starters—11


Conference—Big Ten

Series Record—Iowa
28-14-3

Northwestern Outlook


To say things have looked worse would be an understatement at Northwestern. The Wildcats are bogged down in a 31-game losing streak, a defense that allowed 505 points in 11 games last year, and an offense that generated only 82 points and an average 44.8 yards rushing a game. But despite all the negative numbers and stats, Coach Dennis Green remains optimistic about the coming season. The sparkling play of freshman quarterback Kevin Villars in the final six games last year is a major source of optimism. Villars was named to the Football News second freshman all-America team. Another major move finds three-year starter Chris Hinton moving from tight end to offensive tackle. Green thinks the defense will be much better, basing much of his hopes on linebacker Rich Raffin. Raffin was the team's MVP last season while collecting 119 tackles. Secondary performer Bobby Anderson is a valid all-star candidate. A more favorable schedule should allow the Wildcats to have at least one victory party this season.

Indiana




Oct. 9

Bloomington, 1:30 EST



Lee Corso



Babe Laufenberg

Head Coach—Lee Corso
13 years, won 64, lost 73,
tied 5

Athletic Director—

Ralph N. Floyd

Sports Information—

Tom Miller

Office Phone—812/335-0847

Home Phone—812/332-9880

Enrollment—32,200

Memorial Stadium—52,354

Nickname—Fightin'

Hoosiers

Colors—Cream and Crimson

Returning Lettermen—46

Returning Starters—14

Conference—Big Ten

Series Record—Iowa

26-19-4

1982 Schedule


Sept. 11	Northwestern
Sept. 18	at Southern Cal
Sept. 25	Syracuse
Oct. 2	at Michigan
Oct. 9	Iowa
Oct. 16	at Minnesota
Oct. 23	Ohio State
Oct. 30	Michigan State
Nov. 6	at Wisconsin
Nov. 13	Illinois
Nov. 20	at Purdue

1981 Results (3-8)


Northwestern	W	21-20
Southern Cal	L	0-21
Syracuse	L	7-21
Michigan	L	17-38
Iowa	L	28-42
Minnesota	W	17-16
Ohio State	L	10-29
Michigan State	L	3-26
Wisconsin	L	7-28
Illinois	L	14-35
Purdue	W	20-17

Indiana Outlook

They are calling it the year of the Gunn at Indiana. All-purpose flanker Duane Gunn made his presence known in the Big Ten last year, and Coach Lee Corso hopes Gunn can be a big factor in Indiana's return to winning ways. The Hoosiers wound up 3-8 last season as the defense allowed far too many points. Indiana is banking on quarterback Babe Laufenberg and Gunn to put enough points on the board to balance defensive problems. Only tight end Bob Stephenson is gone from last year's offense. A veteran offensive line will be bolstered by the return of guard George Gianakopoulos, who sat out last season. A running game which was nonexistent last season should be much better. Defense could again be the Achilles heel for Corso; four of the front five are gone. Injured starters back on the roster are middle guard Denver Smith and tackle Mark Smythe. Two other standouts who missed last season, cornerback Tim Wilbur and linebacker Marlin Evans, also return.

*Bo Schembechler**Anthony Carter*

Michigan



Oct. 16
Iowa City, 1:05 CDT

1982 Schedule

Sept. 11 Wisconsin
Sept. 18 at Notre Dame
Sept. 25 UCLA
Oct. 2 Indiana
Oct. 9 Michigan State
Oct. 16 at Iowa
Oct. 23 at Northwestern
Oct. 30 Minnesota
Nov. 6 at Illinois
Nov. 13 Purdue
Nov. 20 at Ohio State

1981 Results (9-3)

Wisconsin	L	14-21
Notre Dame	W	25-7
Navy	W	21-16
Indiana	W	38-17
Michigan State	W	38-20
Iowa	L	7-9
Northwestern	W	38-0
Minnesota	W	34-13
Illinois	W	70-21
Purdue	W	28-10
Ohio State	L	9-14
UCLA	W	33-14

Head Coach—Bo

Schembechler
19 years, won 163, lost
41, tied 6

Athletic Director—

Don Canham

Sports Information—

Bruce Madej

Office Phone—313/763-1381

Enrollment—36,000

Michigan Stadium—

101,701

Nickname—Wolverines

Colors—Maize and Blue

Returning Lettermen—37

Returning Starters—12


Conference—Big Ten

Series Record—Michigan
25-5-3

Michigan Outlook


For the first time in Bo Schembechler's 13 years at Michigan, he lost three Big Ten games in 1981, but he has the horses to see it doesn't happen again. The Wolverines return 37 lettermen and 12 starters from last year's team. Junior quarterback Steve Smith shattered the school season record for total offense (2,335) and accounted for 27 touchdowns. His prime target will be Heisman Trophy candidate Anthony Carter, who already holds six Wolverine career records. Larry Ricks has gained almost 1,250 yards rushing the last two years. The offensive line needs to be rebuilt after losing three starters to the pro ranks. Defensively, seven starters return, including all-America candidates Keith Bostic at strong safety and linebacker Robert Thompson. The team's leading tacklers of a year ago, linebackers Mike Boren and Paul Girgash, return. Placekicker Ali Haji-Sheikh and punter Don Bracken are back for another season.

Minnesota




Oct. 23

Minneapolis, 7:00 CDT



Joe Salem



Ed Olson

Head Coach—Joe Salem

16 years, won 92, lost 72,
tied 3

Athletic Director—

Paul Giel

Sports Information—

Bob Peterson

Office Phone—612/373-5236

Home Phone—612/757-1538

Enrollment—47,000

Hubert H. Humphrey

Metrodome—62,000

Nickname—Golden Gophers

Colors—Maroon and Gold

Returning Lettermen—41

Returning Starters—16

Conference—Big Ten

Series Record—Minnesota

51-22-2

1982 Schedule


Sept. 11	Ohio University
Sept. 18	at Purdue
Sept. 25	Washington State
Oct. 2	Illinois
Oct. 9	at Northwestern
Oct. 16	Indiana
Oct. 23	Iowa
Oct. 30	at Michigan
Nov. 6	at Ohio State
Nov. 13	Michigan State
Nov. 20	at Wisconsin

1981 Results (6-5)


Ohio University	W	19-17
Purdue	W	16-13
Oregon State	W	42-12
Illinois	L	29-38
Northwestern	W	35-23
Indiana	L	16-17
Iowa	W	12-10
Michigan	L	13-34
Ohio State	W	35-31
Michigan State	L	36-43
Wisconsin	L	21-26

Minnesota Outlook

A total of 38 lettermen, experience at the skill positions, and improved depth make the outlook good at Minnesota. Now in his fourth season at the school, Coach Joe Salem is looking for something his previous three Gopher teams were unable to find: consistency. The Gophers won four of their first five games before fading last season. Back this year is record-setting quarterback Mike Hohensee, who set school records for most passes thrown (328), completed (182), yards passing (2,412), and touchdown passes (20). Talented running backs Tony Hunter, Marvell Ross, Frank Jacobs, Manny Henry, and Bob Stroup head an area rich in talent. A major concern is the loss of the top two wide receivers, although Jay Carroll and Mike Curtis return at tight end. Center Ed Olson, an all-league pick a year ago, anchors the line. Defensively nearly everyone returns including Rick Witthus at safety after sitting out a year. Salem expects the defense to be much better.

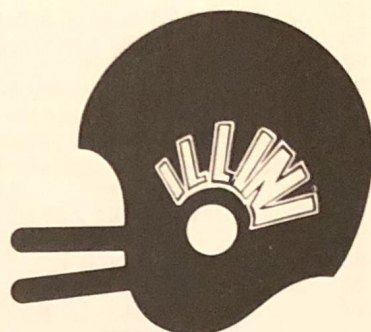


Mike White



Tony Eason

Illinois



Oct. 30
Iowa City, 1:05 CDT

1982 Schedule

Sept. 4	Northwestern
Sept. 11	Michigan State
Sept. 18	at Syracuse
Sept. 25	Pittsburgh
Oct. 2	at Minnesota
Oct. 9	Purdue
Oct. 16	Ohio State
Oct. 23	at Wisconsin
Oct. 30	at Iowa
Nov. 6	Michigan
Nov. 13	at Indiana

1981 Results (7-4)

Pittsburgh	L	6-26
Michigan State	W	27-17
Syracuse	W	17-14
Minnesota	W	38-29
Purdue	L	20-44
Ohio State	L	27-34
Wisconsin	W	23-21
Iowa	W	24-7
Michigan	L	21-70
Indiana	W	35-14
Northwestern	W	49-12

Head Coach—Mike White
8 years, won 44, lost 42,
tied 2

Athletic Director—
Neale Stoner

Sports Information—
Tab Bennett

Office Phone—217/333-1390

Home Phone—217/359-4784

Enrollment—35,152

Memorial Stadium—71,227

Nickname—Fighting Illini

Colors—Orange and Blue

Returning Lettermen—46

Returning Starters—12

Conference—Big Ten

Series Record—Illinois
29-15-2

Illinois Outlook

Mike White delivered to Illinois fans a winning season (7-4) last year, the school's first since 1974. The Illini also finished only a half-game back of the Big Ten co-champs. A whopping 46 lettermen and 12 starters plus another large junior college crop have the Illini talking title. Heisman trophy candidate Tony Eason set nine Big Ten records in his first season as a starter. Eason had 248 completions in 406 attempts for 3,360 yards and 20 touchdowns. All-Big Ten players Mike Martin and Oliver Williams are considered the best receiving duo in Illini history. Backs Joe Curtis and Mike Murphy will head up the running game. Three junior college players, tackles Willard Goff and Darryl Thompson along with end Nick Epps, should give Illinois a much better defensive front. The linebacking unit will be revamped because of graduation. The kicking game should be excellent with the return of punter Chris Sigourney and placekicker Mike Bass.

Hawkeye Roster

No.	Name	Pos.	Ht.	Wt.	Year	Hometown (High School)
78	**John Alt	OT	6-7	275	Jun.	Columbia Heights, Minn. (C-Heights)
75	Kevin Angel	OT	6-6	250	Fresh.	Rockford, Ill. (Boylan Catholic)
48	*Jay Bachmann	DB	6-2	175	Jun.	Whitewater, Wis. (Whitewater)
69	*Bill Bailey	C	6-2	250	Jun.	Ypsilanti, Mich. (Ypsilanti)
57	Norm Balke	OT	6-5	240	Fresh.	Iowa City, Ia. (City)
30	**Marty Ball	FB	6-1	215	Sen.	Dubuque, Ia. (Hempstead)
71	Kirk Banks	DT	6-3	250	Fresh.	Iowa City, Ia. (West)
43	Jeff Beelman	DB	6-0	180	Soph.	Fort Madison, Ia. (Fort Madison)
80	Mike Bennett	TE	6-5	225	Fresh.	Warren, Mich. (Bishop Foley)
99	Dan Boddicker	DE	6-5	226	Jun.	Cedar Rapids, Ia. (Regis)
63	***Mark Bortz	DT	6-6	265	Sen.	Pardeeville, Wis. (Pardeeville)
83	Bill Broghamer	WR	5-11	170	Jun.	Decorah, Ia. (Decorah)
27	***Jeff Brown	WR	5-10	170	Sen.	Fremont, O. (Fremont)
	Steve Brown	LB	6-3	210	Fresh.	Sgt. Bluff, Ia. (Sgt. Bluff-Luton)
59	*Dave Browne	NG	6-1	260	Sen.	Shaker Hgts, O. (Marmion Academy)
	Mike Browne	OT	6-3	240	Soph.	Shaker Hgts, O. (Shaker Hgts.)
20	*Glenn Buggs	FB	6-0	200	Jun.	South Beloit, Ill. (S. Beloit)
35	Fred Bush	FB	6-1	229	Soph.	Manasquan, N.J. (Manasquan)
85	*Vince Campbell	WR	6-2	180	Sen.	Alachua, Fla. (Santa Fe)
70	John Carroll	OG	6-2	245	Jun.	Downey, Cal. (St. John Bosco)
4	Mike Casula	FB	5-10	195	Fresh.	Chicago, Ill. (Benet)
23	Rick Ceaser	LB	6-0	220	Soph.	Waterloo, Ia. (East)
45	Phil Cerza	LB	6-3	230	Fresh.	Belleville, N.J. (Belleville)
8	Dave Chambers	QB	6-3	190	Jun.	Iowa City, Ia. (City)
52	Tim Cheatham	NG	6-1	230	Fresh.	Bayonne, N.J. (Bayonne)
47	*Zane Corbin	DB	6-2	195	Soph.	Jersey City, N.J. (Snyder)
29	Nate Creer	DB	6-1	172	Fresh.	Brooklyn, N.Y. (Tilden)
61	Dave Croston	OG	6-5	245	Fresh.	Sioux City, Ia. (East)
18	Kyle Crowe	QB	6-4	185	Fresh.	Ankeny, Ia. (Ankeny)
37	George Davis	LB	6-1	220	Fresh.	West Des Moines, Ia. (Dowling)
76	Jeff Drost	DT	6-5	240	Fresh.	Indianola, Ia. (Indianola)
54	Matt Duncan	C	6-3	240	Fresh.	Des Moines, Ia. (Roosevelt)
32	*James Erb	LB	6-2	225	Sen.	Wellman, Ia. (Mid-Prairie)
	Chris Fischer	DT	6-4	265	Fresh.	Rivervale, N.J. (Pascack)
74	Ray Fountain	OG	6-5	260	Fresh.	West Branch, Ia. (West Branch)
67	Chris Gambol	OT	6-6	235	Fresh.	Oxford, Mich. (Oxford)
94	Bruce Gear	DE	6-2	210	Fresh.	Madison, Wis. (Memorial)
72	*Loren Gerleman	OG	6-4	255	Sen.	Decorah, Ia. (S. Winneshiek)
33	*Owen Gill	RB	6-2	212	Soph.	Brooklyn, N.Y. (Tilden)
58	Bill Glass	OG	6-2	265	Jun.	Portage, Pa. (Portage)
26	**Norm Granger	FB	5-11	215	Jun.	Newark, N.J. (Barringer)
13	*Tom Grogan	QB	6-3	190	Jun.	Kansas City, Kans. (Turner)
95	Mike Haight	TE	6-3	235	Soph.	Dyersville, Ia. (Dysvle-Beckman)
81	Gregg Hammann	WR	6-0	180	Soph.	Bellevue, Ia. (Bellevue)
68	Tim Hanna	OG	6-3	255	Jun.	Forest City, Ia. (Forest City)
40	Bill Happel	WR	6-0	185	Fresh.	Cedar Rapids, Ia. (Washington)
31	Ronnie Harmon	RB	6-1	195	Fresh.	Laurelton, N.Y. (Bayside)
44	Craig Hartman	DB	6-1	195	Soph.	Cedar Rapids, Ia. (Jefferson)
	Kent Hartwig	DE	6-1	215	Jun.	Cedar Rapids, Ia. (Jefferson)
19	Ron Hawley	DB	5-11	180	Jun.	West Covina, Cal. (South Hills)
34	Jonathan Hayes	LB	6-5	225	Soph.	South Fayette, Pa. (S. Fayette)
93	Erric Hedgeman	LB	6-4	210	Fresh.	Bridgeton, N.J. (Shalick)
87	Scott Helverson	WR	6-2	195	Soph.	Des Moines, Ia. (East)

Numerical Roster

1 Ed Langford, DB	14 Keith Hunter, DB	28 Paul McCarty, RB	41 Bobby St
2 Mike Stoops, DB	15 J. C. Love-Jordan, WR	29 Nate Creer, DB	42 Treye Jac
3 Tom Nichol, K	16 Chuck Long, QB	30 Marty Ball, FB	43 Jeff Beeln
4 Mike Casula, FB	17 Charlie Humphries, QB	31 Ronnie Harmon, RB	44 Craig Har
5 Dave Moritz, WR	18 Kyle Crowe, QB	32 James Erb, LB	45 Phil Cerza
6 Dennis Klapperich, QB	19 Ron Hawley, DB	33 Owen Gill, RB	46 Jim Yosta
7 Reggie Roby, K	20 Glenn Buggs, FB	34 Jonathan Hayes, LB	47 Zane Cor
8 Dave Chambers, QB	21 Devon Mitchell, DB	35 Fred Bush, FB	48 Jay Bachr
9 Ken Sims, DB	22 Eddie Phillips, RB	36 Larry Station, LB	49 Todd Suck
10 Cornelius Robertson, QB	23 Rick Ceaser, LB	37 George Davis, LB	50 Howard
11 Rick Schmidt, QB	25 Tim Sennott, RB	38 Kevin Spitzig, LB	51 Joe Mur
12 Mark Vlasic, QB	26 Norm Granger, FB	39 Mike Yacullo, LB	52 Tim Chea
13 Tom Grogan, QB	27 Jeff Brown, WR	40 Bill Happel, WR	53 Joel Hilge


106-man roster — 14 Seniors, 30 Juniors, 24 Sophomores, 38 Freshmen
38 Lettermen

No.	Name	Pos.	Ht.	Wt.	Year	Hometown (High School)
53	**Joel Hilgenberg	C	6-3	240	Jun.	Iowa City, Ia. (City)
91	*Mike Hooks	DE	6-3	225	Soph.	Omaha, Nebr. (South)
	Walt Housman	OT	6-6	270	Fresh.	Merrimack, N.H. (Merrimack)
86	**Mike Hufford	TE	6-3	245	Jun.	Mount Vernon, Ia. (Mount Vernon)
64	Paul Hufford	DT	6-3	255	Soph.	Mount Vernon, Ia. (Mount Vernon)
65	Tom Humphrey	OG	6-3	245	Soph.	Amityville, N.Y. (Amityville)
17	Charlie Humphries	QB	6-2	195	Sen.	Cedar Rapids, Ia. (Mount Hermon, Mass.)
14	*Keith Hunter	DB	6-0	190	Soph.	Newark, N.J. (Barringer)
42	Trey Jackson	DB	6-1	180	Fresh.	Newton, Ia. (Newton)
96	**Straun Joseph	DE	6-2	225	Sen.	Newton, Ia. (Newton)
	Don Kellogg	OG	6-1	250	Fresh.	Round Lake, Ill. (Round Lake)
6	Dennis Klapperich	QB	6-1	201	Jun.	Stacyville, Ia. (Saint Ansgar)
1	Ed Langford	DB	5-11	190	Soph.	Bettendorf, Ia. (Assumption)
55	*Joe Levelis	OG	6-5	280	Jun.	Lindenhurst, N.Y. (Lindenhurst)
77	*George Little	DT	6-4	235	Soph.	Duquesne, Pa. (Duquesne)
16	Chuck Long	QB	6-4	185	Soph.	Wheaton, Ill. (North)
15	*J. C. Love-Jordan	WR	5-11	180	Soph.	Robbins, Ill. (Richards)
28	Paul McCarty	RB	6-0	190	Jun.	Houston, Tex. (Worthing)
79	*Brett Miller	OT	6-7	275	Sen.	Glendale, Cal. (Glendale)
98	George Millett	DE	6-1	222	Fresh.	Brockton, Mass. (Brockton)
21	Devon Mitchell	DB	6-2	175	Fresh.	Brooklyn, N.Y. (Tilden)
5	*Dave Moritz	WR	6-0	180	Jun.	Chicago, Ill. (St. Rita)
	Steve Morris	LB	6-2	215	Fresh.	Newton, Ia. (Newton)
51	Joe Murawinski	NG	6-3	245	Fresh.	North Bergen, N.J. (St. Joseph)
3	*Tom Nichol	K	5-11	195	Soph.	Green Bay, Wis. (Preble)
89	Jay Norvell	TE	6-4	215	Fresh.	Madison, Wis. (Memorial)
90	*Kelly O'Brien	TE	6-2	240	Soph.	Sterling, Ill. (Sterling)
88	**Lon Olejniczak	WR	6-4	215	Jun.	Decorah, Ia. (Decorah)
56	Carl Peiffer	OT	6-7	275	Jun.	Harper, Ia. (Keota)
50	Howard Peterson	NG	6-2	250	Fresh.	Bettendorf, Ia. (Bettendorf)
22	**Eddie Phillips	RB	6-1	202	Jun.	Chicago, Ill. (Simeon)
82	Eddie Polite	WR	6-3	225	Fresh.	Wayne, N.J. (DePaul)
10	Cornelius Robertson	QB	5-10	180	Jun.	Los Angeles, Cal. (Compton JC)
7	**Reggie Roby	K	6-3	230	Sen.	Waterloo, Ia. (East)
66	**Jon Roehlk	OG	6-2	255	Jun.	Durant, Ia. (Durant)
	Andrew Rose	OG	6-4	240	Soph.	Brooklyn, N.Y. (Jefferson)
11	Rick Schmidt	QB	6-3	175	Fresh.	Belleville, Ill. (East)
25	Tim Sennott	RB	6-1	195	Fresh.	Winnetka, Ill. (New Trier West)
9	Ken Sims	DB	5-11	185	Fresh.	East St. Louis, Ill. (Lincoln)
38	**Kevin Spitzig	LB	6-3	225	Jun.	Ankeny, Ia. (Ankeny)
36	Larry Station	LB	6-1	225	Fresh.	Omaha, Nebr. (Central)
41	**Bobby Stoops	DB	6-0	180	Sen.	Youngstown, O. (Cardinal Mooney)
2	*Mike Stoops	DB	6-2	175	Soph.	Youngstown, O. (Cardinal Mooney)
97	*Dave Strobel	DE	6-4	235	Jun.	St. Paul, Minn. (Hill-Murray)
49	*Todd Suchomel	DE	6-0	205	Sen.	Sun Prairie, Wis. (Sun Prairie)
60	Eddie Sullivan	DT	6-5	245	Fresh.	Cambridge, Mass. (Rindge & Latin)
73	**Clay Uhlenhake	DT	6-3	265	Sen.	Moravia, Ia. (Moravia)
12	Mark Vlasic	QB	6-5	205	Fresh.	Monaca, Pa. (Center)
84	Jack Von Rutenberg	WR	6-2	202	Jun.	Waukegan, Wis. (Waukegan)
92	Tony Wancket	DE	6-3	220	Soph.	Atkinson, Ill. (Atkinson)
39	*Mike Yacullo	LB	6-2	227	Jun.	Deerfield, Ill. (Loyola Academy)
46	Jim Yost	DB	6-2	190	Jun.	Lockport, Ill. (Central)

Stoops, DB	54 Matt Duncan, C	68 Tim Hanna, OG	81 Gregg Hammann, WR	93 Erric Hedgeman, LB
Johnson, DB	55 Joe Levelis, OG	69 Bill Bailey, C	82 Eddie Polite, WR	94 Bruce Gear, DE
Hanna, DB	56 Carl Peiffer, OT	70 John Carroll, OG	83 Bill Broghamer, WR	95 Mike Haight, TE
Hammann, DB	57 Norm Balke, OT	71 Kirk Banks, DT	84 Jack Von Rutenberg, WR	96 Straun Joseph, DE
Suchomel, DB	58 Bill Glass, OG	72 Loren Gerleman, OG		97 Dave Strobel, DE
Spitzig, DB	59 Dave Browne, NG	73 Clay Uhlenhake, DT	85 Vince Campbell, WR	98 George Millett, DE
Strobel, DB	60 Eddie Sullivan, DT	74 Ray Fountain, OG	86 Mike Hufford, TE	99 Dan Boddicker, DE
Thann, DB	61 Dave Croston, OG	75 Kevin Angel, OT	87 Scott Helverson, WR	
Suchomel, DE	63 Mark Bortz, DT	76 Jeff Drost, DT	88 Lon Olejniczak, WR	
Peterson, NG	64 Paul Hufford, DT	77 George Little, DT	89 Jay Norvell, TE	
Murawinski, NG	65 Tom Humphrey, OG	78 John Alt, OT	90 Kelly O'Brien, TE	
Tham, NG	66 Jon Roehlk, OG	79 Brett Miller, OT	91 Mike Hooks, DE	
Hamann, C	67 Chris Gambol, OT	80 Mike Bennett, TE	92 Tony Wancket, DE	


*Letters won

Purdue




Nov. 6

West Lafayette, 1:30 EST



Leon Burtnett



Scott Campbell

Head Coach—Leon Burtnett

1st year

Athletic Director—

George King

Sports Information—

Jim Vrugink

Office Phone—317-494-3200

Enrollment—32,797**Ross-Ade Stadium**—69,200**Nickname**—Boilermakers**Colors**—Old Gold and Black**Returning Lettermen**—41**Returning Starters**—16**Conference**—Big Ten**Series Record**—Purdue

39-17-2

1982 Schedule

Sept. 11	Stanford
Sept. 18	Minnesota
Sept. 25	at Notre Dame
Oct. 2	Wisconsin
Oct. 9	at Illinois
Oct. 16	Northwestern
Oct. 23	at Michigan State
Oct. 30	at Ohio State
Nov. 6	Iowa
Nov. 13	at Michigan
Nov. 20	Indiana

1981 Results (5-6)


Stanford	W	27-19
Minnesota	L	13-16
Notre Dame	W	15-14
Wisconsin	L	14-20
Illinois	W	44-20
Northwestern	W	35-0
Michigan State	W	27-26
Ohio State	L	33-45
Iowa	L	7-33
Michigan	L	10-28
Indiana	L	17-20

Purdue Outlook

New Coach Leon Burtnett will have plenty of experience. The Boilermakers return eight starters on each side of the line. Junior quarterback Scott Campbell threw for 2,686 yards last year and returns to lead the pro-set offense. Tight end Cliff Benson and wide-outs Joe Linville and Everett Pickens are the leading receivers. The top veterans at running back are Jimmy Smith, Bruce King, and Jeff Fuelner. Anchoring the line are three-year vets Tom Jeslesky (272), Claybon Fields (277), and center Paul Royer (232). Defensively Purdue returns the entire front seven of its 5-2 alignment. Linebackers Brock Spack and Mark Brown, the leading tacklers from a year ago, return. The Boilermakers lost three out of the secondary, so that's a point of concern. The kicking game returns punter Matt Kinzer and placekicker Tim Clark.




Dave McClain



Tim Krumrie

Wisconsin



Nov. 13
Iowa City, 1:05 CST

1982 Schedule

Sept. 11	at Michigan
Sept. 18	UCLA
Sept. 25	Toledo
Oct. 2	at Purdue
Oct. 9	at Ohio State
Oct. 16	Michigan State
Oct. 23	Illinois
Oct. 30	Northwestern
Nov. 6	Indiana
Nov. 13	at Iowa
Nov. 20	Minnesota

1981 Results (7-5)

Michigan	W	21-14
UCLA	L	13-31
Western Michigan	W	21-10
Purdue	W	20-14
Ohio State	W	24-21
Michigan State	L	14-33
Illinois	L	21-23
Northwestern	W	52-0
Indiana	W	28-7
Iowa	L	7-17
Minnesota	W	26-21
Tennessee	W	28-21

Head Coach—Dave McClain
11 years, won 66, lost 48,
tied 5

Athletic Director—
Elroy Hirsch

Sports Information—
Jim Mott

Office Phone—608/262-1811

Home Phone—608/233-5009

Enrollment—41,691

Camp Randall Stadium—
77,280

Nickname—Badgers

Colors—Cardinal and White

Returning Lettermen—35

Returning Starters—15


Conference—Big Ten

Series Record—Wisconsin
34-24-1

Wisconsin Outlook


A victory over Iowa would have put the Badgers in the Rose Bowl last season. But Wisconsin wound up 7-4 and made an appearance in the Garden State Bowl. The Badgers return 35 lettermen and 15 starters. Offensively seven starters return, including all-star candidates Ron Versnik at center and Bob Winckler at tackle. The Badgers are especially deep at running back with John Williams leading the way. Williams has been the rushing leader in each of the last two seasons. Quarterback Jess Cole returns to direct the pro-I attack. Cole will throw in the direction of talented wide receivers Michael Jones and Tim Stracka. Tim Krumrie leads a group of eight returning defensive starters. Krumrie, an all-American at noseguard, will team with all-star candidates Matt Vanden Boom at free safety and strong safety David Greenwood. The kicking game should be excellent with virtually all specialists from a year ago back on the roster.

Michigan State




Nov. 20

East Lansing, 1:00 EST



Muddy Waters



Carl Banks

Head Coach—Frank
(Muddy) Waters
28 years, won 171, lost
86, tied 7

Athletic Director—

Douglas Weaver

Sports Information—

Nick Vista

Office Phone—517/355-2271

Home Phone—517/322-1602

Enrollment—42,094

Spartan Stadium—76,000

Nickname—Spartans

Colors—Green and White

Returning Lettermen—44

Returning Starters—14

Conference—Big Ten

Series Record—Michigan
State 10-8-1

1982 Schedule

Sept. 11	at Illinois
Sept. 18	Ohio State
Sept. 25	at Miami (Fla.)
Oct. 2	Notre Dame
Oct. 9	at Michigan
Oct. 16	at Wisconsin
Oct. 23	Purdue
Oct. 30	at Indiana
Nov. 6	Northwestern
Nov. 13	at Minnesota
Nov. 20	Iowa

1981 Results (5-6)

Illinois	L	17-27
Ohio State	L	13-27
Bowling Green		
State	W	10-7
Notre Dame	L	7-20
Michigan	L	20-33
Wisconsin	W	33-14
Purdue	L	26-27
Indiana	W	26-3
Northwestern	W	61-14
Minnesota	W	43-36
Iowa	L	7-36

Michigan State Outlook

Coach Muddy Waters hopes his Spartans can start the 1982 season the way they played the final one-third of 1981. The Spartans won three of their final four, scoring 137 points in the four contests. A rugged schedule may prevent Michigan State from showing much improvement in the win-loss column. Seven starters on both offense and defense return along with 30 other lettermen. Offensively, Michigan State could be very good if quarterback John Leister recovers from a lackluster '81 season. The three top wide receivers, Ted Jones, Daryl Turner, and Otis Grant, totaled 105 receptions last year. Aaron Roberts, a sophomore, leads the rushing game. Defensively the Spartans will be led by all-America candidate Carl Banks. Other defensive standouts include linebacker Steve Maidlow, back Tim Cunningham, and linemen Smiley Creswell and Howard McAdoo. Kicker Ralf Mojsiejenko will replace all-American Morten Andersen.

1982 Big Ten Schedule

September 4

NORTHWESTERN at ILLINOIS

September 11

MICHIGAN STATE at ILLINOIS
NORTHWESTERN at INDIANA
IOWA at Nebraska
WISCONSIN at MICHIGAN
Ohio University at MINNESOTA
Baylor at OHIO STATE
Stanford at PURDUE

September 18

ILLINOIS at Syracuse
INDIANA at Southern California
Iowa State at IOWA
MICHIGAN at Notre Dame
OHIO STATE at MICHIGAN STATE
MINNESOTA at PURDUE
Miami-Ohio at NORTHWESTERN
UCLA at WISCONSIN

September 25

Pittsburgh at ILLINOIS
Syracuse at INDIANA
IOWA at Arizona
UCLA at MICHIGAN
MICHIGAN STATE at Miami-Florida
Washington State at MINNESOTA
Northern Illinois at NORTHWESTERN
Stanford at OHIO STATE
PURDUE at Notre Dame
Toledo at WISCONSIN

October 2

ILLINOIS at MINNESOTA
INDIANA at MICHIGAN
NORTHWESTERN at IOWA
Notre Dame at MICHIGAN STATE
Florida State at OHIO STATE
WISCONSIN at PURDUE

October 9

PURDUE at ILLINOIS
IOWA at INDIANA

MICHIGAN STATE at MICHIGAN
MINNESOTA at NORTHWESTERN
WISCONSIN at OHIO STATE

October 16

OHIO STATE at ILLINOIS
INDIANA at MINNESOTA
MICHIGAN at IOWA
MICHIGAN STATE at WISCONSIN
NORTHWESTERN at PURDUE

October 23

ILLINOIS at WISCONSIN
OHIO STATE at INDIANA
IOWA at MINNESOTA
MICHIGAN at NORTHWESTERN
PURDUE at MICHIGAN STATE

October 30

ILLINOIS at IOWA
MICHIGAN STATE at INDIANA
MINNESOTA at MICHIGAN
NORTHWESTERN at WISCONSIN
PURDUE at OHIO STATE

November 6


MICHIGAN at ILLINOIS
INDIANA at WISCONSIN
IOWA at PURDUE
NORTHWESTERN at MICHIGAN
STATE
MINNESOTA at OHIO STATE

November 13


ILLINOIS at INDIANA
WISCONSIN at IOWA
PURDUE at MICHIGAN
MICHIGAN STATE at MINNESOTA
OHIO STATE at NORTHWESTERN

November 20

INDIANA at PURDUE
IOWA at MICHIGAN STATE
MICHIGAN at OHIO STATE
MINNESOTA at WISCONSIN



Owen Gill



Norm Granger

1981 Team Statistics

First Downs	Iowa	Opp.
By Rushing	110	66
By Passing	64	84
By Penalty	8	11
Total	182	161
Rushing		
Times Carried	520	421
Yards Gained	2398	1463
Yards Lost	245	507
Net Gain	2153	956
Touchdowns	20	7
Passing		
Attempted	214	315
Completed	109	156
Had Intercepted	10	21
Yards Gained	1422	1834
Touchdowns	7	7
Total Offense		
Plays	734	736
Net Yards	3575	2790
Punting		
Number	57	71
Yards	2585	2493
Average	45.4	35.1
Had Blocked	1	5
Punt Returns		
Number	28	32
Yards Returned	220	316
Touchdowns	2	0
Pass Interceptions		
Number	22	10
Yards Returned	269	130
Touchdowns	1	0
Kickoff Returns		
Number	19	30
Yards Returned	552	574
Touchdowns	1	0
Fumbles		
Number	21	30
Lost	14	15
Recovered for Touchdown ..	1	1

Penalties		
Number	84	55
Yards Penalized	666	489
Scoring		
Touchdowns	32	15
By Rushing	20	7
By Passing	7	7
By Interception	1	0
By Fumble Recovery	1	1
By Kickoff Return	1	0
By Punt Return	2	0
Field Goals	12/24	8/11
Kick Conversions	28/31	15/15
Two-Point Conversions	0/1	0/0
Safeties	2	0
Total Points	260	129

Score by Quarters

Iowa	100	64	56	40	260
Opponents	20	58	10	41	129

1981 Individual Statistics

Rushing	Att.	Yds.	Loss	Net	Avg.	TD	LG
Blatcher	145	740	32	708	4.9	8	46
E. Phillips	121	549	6	543	4.5	5	33
Bohannon	81	386	82	304	3.8	2	25
Granger	62	267	3	264	4.3	2	29
Gill	24	149	6	143	6.0	1	20
Forte	12	57	0	57	4.8	0	11
Williams	12	50	2	48	4.0	0	12
Brown	8	51	7	44	5.5	0	17
Buggs	7	23	0	23	3.3	1	6
Gales	45	122	100	22	0.5	1	16
Strobel	1	3	0	3	3.0	0	3
Grogan	2	1	7	-6	---	0	1

Passing	Att.	Comp.	Pct.	Yds.	Int.	TD	LG
Bohannon	142	72	.507	999	7	6	57
Gales	67	34	.507	385	2	1	41
Grogan	3	1	.333	20	1	0	20
Long	1	1	1.000	14	0	0	14
Olejniczak	1	1	1.000	4	0	0	4

Receiving	No.	Yds.	Avg.	TD	LG
Brown	20	301	15.1	2	33
Moritz	17	390	22.9	1	57
I. Webb	16	170	10.6	0	25
Blatcher	16	124	7.8	0	33
M. Hufford	10	181	18.1	2	29
Olejniczak	8	97	12.1	0	26
E. Phillips	8	23	2.9	0	12
Granger	6	7	1.2	0	8
Strobel	3	41	13.7	0	16
Campbell	2	20	10.0	1	11
Jones	1	51	51.0	1	51
Alt	1	13	13.0	0	13
Gales	1	4	4.0	0	4

Scoring	TD	XP	FG	TP
Nichol	--	26/28	11/20	59
Blatcher	8	--	--	48
E. Phillips	5	--	--	30
Granger	3	--	--	18
Brown	3	--	--	18
M. Hufford	2	--	--	12
Bohannon	2	--	--	12

Gales, Gill, Moritz, B. Webb, Buggs, Bortz, Jones, Crocker, and Campbell each have one TD for six points.

Olejniczak	--	2/3	1/1	5
TEAM	2	safeties		4

Punting	No.	Yds.	Avg.	LK
Roby	44	2193	49.8	68
Nichol	11	349	31.7	43
Olejniczak	1	43	43.0	43

Kickoff Ret.	No.	Yds.	Avg.	TD	LR
Granger	7	287	41.0	1	99
Buggs	8	198	24.8	0	77
E. Phillips	1	22	22.0	0	22
Strobel	2	31	15.5	0	22
Forte	1	14	14.0	0	14

Punt Ret.	No.	Yds.	Avg.	TD	LR
Brown	21	137	6.5	1	74
Olejniczak	4	33	8.3	0	16
Erb	1	47	47.0	0	28
B. Stoops	1	3	3.0	0	3
Crocker	1	0	0.0	1	0


Int. Returns	No.	Yds.	TD	LR
King	8	62	0	31
Frazier	3	93	0	47
B. Webb	2	29	1	29
Erb	2	21	0	21
Cole	2	7	0	7
Jansen	1	24	0	24
Crocker	1	16	0	16
Simonsen	1	9	0	9
Tippett	1	8	0	8
B. Stoops	1	0	0	0

Defensive Statistics


Tackles	Solo	Asst.	Total	T/Loss
Mel Cole	56	38	94	4/-19
Todd Simonsen	38	30	68	1/-2
Pat Dean	45	20	65	10/-47
Mark Bortz	41	24	65	11/-45
Brad Webb	35	26	61	8/-72
Andre Tippett	35	25	60	14/-77
Lou King	35	17	52	5/-41
Tracy Crocker	32	15	47	5/-25
Jim Pekar	31	16	47	7/-35
Bobby Stoops	29	13	42	4/-10
Jim Frazier	25	12	37	0/0
Kevin Spitzig	17	11	28	0/0
Bryan Skradis	15	11	26	6/-20
Dave Browne	12	14	26	7/-45
James Erb	15	8	23	0/0
Straun Joseph	12	2	14	4/-20
George Little	3	6	9	0/0
Loren Gerleman	7	1	8	0/0
Dave Strobel	6	2	8	0/0
Dave Mayhan	6	2	8	0/0
Mike Stoops	3	4	7	0/0
Clay Uhlenhake	3	2	5	3/-11
Mike Yacullo	2	3	5	0/0
Keith Hunter	4	0	4	0/0
Zane Corbin	2	2	4	0/0
Paul Postler	3	0	3	0/0
Bill Bradley	2	1	3	0/0
Jay Bachmann	2	1	3	0/0
Reggie Roby	2	0	2	0/0
Jon Roehlke	0	2	2	0/0

Opponent Fumbles Recovered—Bortz 5, Cole 2, B. Stoops 2, Corbin 1, Nichol 1, Strobel 1, Crocker 1, Dean 1, Tippett 1

Blocked Kicks—Erb 2, King 2, Bradley 1



Glenn Buggs



Dave Moritz

1981 Results

Won 8, Lost 4, Tied 0

Opponent		Score	Attendance
Nebraska*	W	10-7	60,160
Iowa State	L	12-23	53,922
UCLA*	W	20-7	60,004
Northwestern	W	64-0	30,113
Indiana*	W	42-28	60,000
Michigan	W	9-7	105,915
Minnesota*	L	10-12	60,000
Illinois	L	7-24	66,877
Purdue*	W	33-7	60,114
Wisconsin	W	17-7	78,731
Michigan State*	W	36-7	60,103
Washington ¹	L	0-28	105,611

*Home Games

¹Rose Bowl

Home Attendance: 360,381
(60,064 average)

Road Attendance: 441,169
(73,528 average)

Total Attendance: 801,550
(66,796 average)

Final 1981 Depth


(Players in boldface on 1982 roster)

Offense

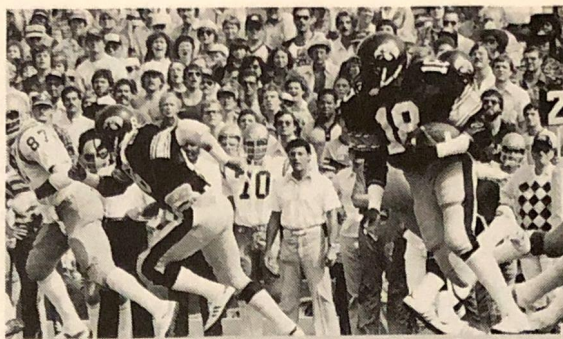
SE	Jeff Brown	Dave Moritz
LT	Dave Mayhan	Loren Gerleman
LG	Joe Levelis	Jon Roehl
C	Bill Bailey	Dave Oakes
RG	Ron Hallstrom	Tom Humphrey
RT	Paul Postler	Brett Miller
TE	John Alt	Mike Hufford
QB	Gordy Bohannon	Pete Gales
RB	Phil Blatcher	Eddie Phillips
FB	Norm Granger	Jeff Forte
WB	Ivory Webb	Vince Campbell
PK	Tom Nichol	Reggie Roby

Defense

LE	Andre Tippet	Straun Joseph
LT	Mark Bortz	Clay Uhlenhake
NG	Pat Dean	Bill Bradley
RT	Jim Pekar	Dave Browne
RE	Brad Webb	Bryan Skradis
LB	Todd Simonsen	James Erb
LB	Mel Cole	Kevin Spitzig
LC	Lou King	Keith Hunter
SS	Bobby Stoops	Mike Stoops
FS	Jim Frazier	Jay Bachmann
RC	Tracy Crocker	Zane Corbin
PT	Reggie Roby	Tom Nichol




Tom Grogan




Eddie Phillips

1981 Game by Game Statistics

Game	Score	First Downs	Rushes— Yards	Yards Pass.	Passes	Punts— Avg.	Fum.— Lost	Pen.— Yards
Iowa Nebraska	10 7	11 13	52-169 49-153	28 81	7-11-0 8-18-2	6-53.7 5-39.6	3-3 5-3	7-35 2-18
Iowa Iowa State	12 23	14 17	28-79 61-209	190 106	13-27-1 6- 8-0	6-52.5 5-45.0	0-0 0-0	8-56 6-66
Iowa UCLA	20 7	21 7	63-279 31-35	57 86	7-17-1 7-17-3	5-43.6 8-35.3	4-3 4-2	7-50 3-26
Iowa Northwestern	64 0	25 8	51-277 31- 6	181 72	10-18-1 12-25-2	2-51.0 9-30.6	1-0 3-2	10-95 8-55
Iowa Indiana	42 28	16 20	44-216 40-85	185 327	8-14-1 19-38-4	4-52.8 4-38.3	1-1 4-1	10-69 7-59
Iowa Michigan	9 7	19 15	54-171 36-155	127 108	10-19-0 6-20-1	6-40.7 5-45.6	1-1 2-1	6-50 3-33
Iowa Minnesota	10 12	10 13	42-116 42-88	88 171	6-17-1 16-28-1	7-31.1 8-28.6	1-0 4-1	4-35 5-55
Iowa Illinois	7 24	18 15	41-133 34-43	221 263	18-33-2 22-34-0	4-44.5 7-41.1	5-4 2-1	4-43 6-61
Iowa Purdue	33 7	16 20	42-193 38-102	136 211	9-18-0 21-42-2	5-47.4 6-21.7	1-0 0-0	5-49 3-20
Iowa Wisconsin	17 7	7 15	40-123 36-43	118 190	11-17-2 18-39-3	9-47.6 7-36.3	3-1 2-2	14-101 3-15
Iowa Michigan State	36 7	25 18	63-397 23-37	91 219	10-23-1 21-46-3	3-37.0 7-33.0	1-1 4-2	9-83 9-81
Iowa Washington	0 28	14 22	43-180 51-186	84 142	10-21-3 15-29-1	5-47.0 7-35.6	2-2 0-0	6-73 3-28



Tom Nichol



Mike Hufford

1981 Game Summaries

IOWA 10, NEBRASKA 7 (9/12/81)

IOWA CITY, IA.—Using a stingy defense which made a 10-0 halftime lead stand up, Iowa opened the season with a stunning 10-7 win over sixth-ranked Nebraska before a record home crowd of 60,160. A two-yard dive by Eddie Phillips and Lon Olejniczak's 35-yard field goal in the first half provided all the scoring the Hawkeyes needed. The Cornhuskers threatened with a one-yard plunge by Roger Craig in the final quarter, but the Iowa defense stopped all other Nebraska threats. Lou King's interception in the last minute iced the game. Nebraska's high-powered offense managed only 150 rushing yards.

Nebraska	0	0	0	7	7
Iowa	7	3	0	0	10

I—E. Phillips 2 run (Olejniczak kick)

I—FG Olejniczak 35

N—Craig 1 run (Seibel kick)

IOWA STATE 23, IOWA 12 (9/19/81)

AMES, IA.—Alex Giffords booted three field goals and Dwayne Crutchfield rushed for 147 yards as Iowa State downed Iowa 23-12 for the first time in Ames since 1934. Eight penalties spelled doom for the Hawkeyes, including two which kept Cyclone scoring drives alive. After falling behind 17-0, Iowa got a TD just before the half on Eddie Phillips' one-yard run. Phil Blatcher's one-yard dive accounted for Iowa's other points.

Iowa	0	6	0	6	12
Iowa State	10	7	3	3	23

ISU—Quinn 8 run (Giffords kick)

ISU—FG Giffords 48

ISU—Crutchfield 3 run (Giffords kick)

I—E. Phillips 1 run (kick failed)

ISU—FG Giffords 40

ISU—FG Giffords 34

I—Blatcher 1 run (pass failed)

IOWA 20, UCLA 7 (9/26/81)

IOWA CITY, IA.—Iowa held UCLA to 121 total yards and smashed the sixth-ranked Bruins 20-7, giving Hayden Fry his 100th coaching victory. For the second time in three weeks, it was Iowa's defense that made the upset possible. UCLA gained only 35 rushing yards against Iowa's front seven, led by noseguard Pat Dean, who had 10 solo tackles. A ball-control offense clinched the game for the Hawkeyes. The Bruins had the pigskin only seven minutes in the last half. Freshman Tom Nichol kicked two field goals, and defensive tackle Mark Bortz scored his second career TD on a fumble recovery to secure the win.

UCLA	0	7	0	0	7
Iowa	7	0	3	10	20

I—Gales 16 run (Olejniczak kick)

UCLA—Ramsey 1 run (Johnson kick)

I—FG Nichol 35

I—Bortz fumble recovery in end zone (Nichol kick)

I—FG Nichol 43


IOWA 64, NORTHWESTERN 0 (10/3/81)

EVANSTON, ILL.—Beating Northwestern is no great feat, but the manner in which Iowa manhandled the Wildcats 64-0 was impressive. Iowa's defense stifled the Wildcats, holding them to 72 total yards, only six on the ground. But it was the offense which produced the fireworks. Tailback Eddie Phillips tallied twice on runs of 12 and 15 yards. Wide receiver Jeff Brown caught a 24-yard scoring strike from Gordy Bohannon and also returned a punt 74 yards for a TD. The Hawkeyes scored a school-record 30 first-quarter points and piled up their largest margin of victory in a Big Ten game.

Iowa	30	0	20	14	64
Northwestern	0	0	0	0	0



John Alt



Bobby Stoops

I—E. Phillips 12 run (Nichol kick)
 I—Granger 6 run (Nichol kick)
 I—King blocked punt for safety
 I—E. Phillips 15 run (Nichol kick)
 I—B. Webb 29 interception return (Nichol kick)
 I—Brown 24 pass from Bohannon (Nichol kick)
 I—Moritz 26 pass from Bohannon (kick failed)
 I—Gill 20 run (Nichol kick)
 I—Buggs 2 run (Nichol kick)
 I—Brown 74 punt return (Nichol kick)

IOWA 42, INDIANA 28 (10/10/81)

IOWA CITY, IA.—Three touchdown passes by Gordy Bohannon and Norm Granger's 99-yard kickoff return triggered Iowa past Indiana 42-28. Babe Laufenberg's passing had the Hoosiers moving early and a one-yard run by John Roggeman evened the game at 14-14. Then came Granger's run, which sparked the Hawkeyes to a 35-14 half-time lead. Iowa's rushing defense was again superb, limiting Indiana to 85 yards. Eddie Phillips gained 101 yards rushing and tight end Mike Hufford made two TD catches.

Indiana	7	7	7	7	28
Iowa	14	21	7	0	42

Ind—Gunn 58 pass from Laufenberg (Greenstein kick)
 I—Granger 2 run (Nichol kick)
 I—Jones 51 pass from Bohannon (Nichol kick)
 Ind—Roggeman 1 run (Greenstein kick)
 I—Granger 99 kickoff return (Nichol kick)
 I—M. Hufford 21 pass from Bohannon (Nichol kick)
 I—Blatcher 1 run (Nichol kick)
 Ind—Gunn 71 pass from Laufenberg (Greenstein kick)
 I—M. Hufford 11 pass from Bohannon (Nichol kick)
 Ind—Hines 2 run (Greenstein kick)

IOWA 9, MICHIGAN 7 (10/17/81)

ANN ARBOR, MICH.—Freshman Tom Nichol kicked three pressure-packed field goals and Iowa's powerful defense stifled sixth-ranked Michigan 9-7 before 105,915 fans. Iowa's offense moved steadily in the first quarter, and two field goals by Nichol were the result. Michigan got its attack moving in the second period and scored on a 17-yard pass to all-American Anthony Carter. Nichol's 30-yarder in the third quarter was the end of the scoring and gave Iowa its first win in Ann Arbor since 1958.

Iowa	6	0	3	0	9
Michigan	0	7	0	0	7

I—FG Nichol 20

I—FG Nichol 36

M—Carter 17 pass from Smith (Haji-Sheikh kick)

I—FG Nichol 30

MINNESOTA 12, IOWA 10 (10/24/81)

IOWA CITY, IA.—For the second week in a row, field goal kicking was the key to victory, but this time it was Minnesota's Jim Gallery who made four to upset sixth-rated Iowa 12-10 in a regionally televised game. The Iowa offense managed only 204 yards. The Golden Gophers jumped out to a 9-0 lead on three Gallery kicks, all with the wind, in the second quarter. Tom Nichol got one of those back in the third period, and Phil Blatcher went in from two yards out to give Iowa a 10-9 lead. With the wind behind them, the Gophers marched down field, and Gallery made the winning kick with 2:22 left in the game.

Minnesota	0	9	0	3	12
Iowa	0	0	10	0	10

M—FG Gallery 52

M—FG Gallery 31

M—FG Gallery 33

I—FG Nichol 34

I—Blatcher 2 run (Nichol kick)

M—FG Gallery 27

ILLINOIS 24, IOWA 7 (10/31/81)

CHAMPAIGN, ILL.—Illinois got a stellar defensive effort and rode the arm of Tony Eason to whip Iowa 24-7. Four lost fumbles, one which Illinois recovered for a touchdown, killed Hawkeye hopes for victory. Iowa's lone score was a 12-yard aerial from Gordy Bohannon to Jeff Brown, which culminated a 94-yard drive just before halftime. Dennis Bishop's third-quarter interception return set up the clinching score for the Illini.

Iowa	0	7	0	0	7
Illinois	3	14	0	7	24

III—FG Bass 27

III—Burgard fumble recovery in end zone (Bass kick)

III—Williams 56 pass from Eason (Bass kick)

I—Brown 12 pass from Bohannon (Nichol kick)

III—Williams 4 pass from Eason (Bass kick)

IOWA 33, PURDUE 7 (11/7/81)

IOWA CITY, IA.—Iowa used the shotgun formation and an effective quarterback draw to whip Purdue 33-7 and clinch the school's first winning season since 1961. The victory also snapped 20 straight losses to Purdue. Gordy Bohannon scored on draws of 12 and 7 yards, and passed for 136 yards. Tom Nichol kicked two field goals, including a career long 48-yarder. Tracy Crocker led Iowa's defense by recovering a fumble for a TD and helped hold Scott Campbell, the nation's leading passer, to 211 yards.

Purdue	0	0	0	7	7
Iowa	17	13	3	0	33

I—FG Nichol 42

I—Blatcher 1 run (Nichol kick)

I—Bohannon 12 run (Nichol kick)

I—Crocker recovered blocked punt in end zone (kick failed)

I—Bohannon 7 run (Nichol kick)

I—FG Nichol 48

P—Feulner 1 run (Clark kick)

IOWA 17, WISCONSIN 7 (11/14/81)

MADISON, WIS.—A suffocating defense and the passing of Gordy Bohannon triggered Iowa to a 17-7 win over Wisconsin, knocking the Badgers out of first place in the Big Ten in a regionally televised game. Tom Nichol's 35-yard field goal gave Iowa an early lead. Phil Blatcher scored on two short runs to push Iowa's halftime advantage to 17-0. Bohannon's deft passing and the newly installed shotgun offense kept Iowa moving. Bohannon drilled 10 of 13 passes in the first half for 123 yards. Wisconsin got only 29 yards and one first down in the first half.

Iowa	3	14	0	0	17
Wisconsin	0	0	0	7	7

I—FG Nichol 35

I—Blatcher 1 run (Nichol kick)

I—Blatcher 2 run (Nichol kick)

W—McFadden 52 pass from Cole (Doran kick)

IOWA 36, MICHIGAN STATE 7 (11/21/81)

IOWA CITY, IA.—Phil Blatcher rushed for a near school-record 247 yards and Iowa's destructive defense shut down Michigan State as the Hawkeyes won their way to the Rose Bowl 36-7. Blatcher, a senior who entered the season as the number three tailback, managed his total on 27 carries. He also scored on a couple of short runs as the Hawkeyes ran away with their 16-0 halftime lead. Michigan State did get one score, but on the whole their offensive game was shaky, netting only 37 rushing yards. Blatcher's backup, Eddie Phillips, also ran for 76 yards and scored on a one-yard dive. Iowa put forth a season-best 488 yards total offense with 397 coming from an explosive running game. Freshman Tom Nichol booted two field goals as the Hawkeyes earned the trip to Pasadena for the first time since 1958.

Iowa	16	0	10	10	36
Michigan State	0	7	0	0	7

I—Blatcher 9 run (Nichol kick)

I—Safety, blocked punt out of end zone

I—E. Phillips 1 run (Nichol kick)

MSU—Hodo 1 pass from Clark (Andersen kick)

I—FG Nichol 26

I—Blatcher 1 run (Nichol kick)

I—FG Nichol 23

I—Campbell 9 pass from Gales (Nichol kick)

WASHINGTON 28, IOWA 0 (1/1/82)

PASADENA, CAL.—Two second-quarter touchdowns were enough for Washington to upset Iowa 28-0 in the 68th Rose Bowl game. The champions of the Pac-Ten Conference drove 65 yards for their first TD, then got another score just before halftime when an Iowa gamble failed on 4th and seven at midfield. The Hawkeyes weren't able to generate any offense in the second half, but Washington turned loose an unheralded freshman named Jacque Robinson, who ran for 142 yards in 20 carries. Iowa turned the ball over five times, Washington only once. Fullback Norm Granger, with 80 yards in 13 carries, was Iowa's best offensive weapon. Mel Cole, with 10 solo tackles, was the best of Iowa's defenders.

Washington	0	13	0	15	28
Iowa	0	0	0	0	0

W—Robinson 1 run (Nelson kick)

W—Coby 1 run (pass failed)

W—Robinson 34 run (Skansi pass)

W—Cowan 3 run (Nelson kick)

1981 Highlights

A Big Ten co-championship and a berth in the Rose Bowl brought a large number of honors to Iowa's 1981 football team.

National rankings by the wire services had the Hawkeyes as high as sixth on the polls of October 20. Iowa was ranked 15th in the final UPI poll, 18th in the AP.

Hayden Fry was named coach of the year by the Sporting News and ABC-TV; District Five coach of the year by the American Football Coaches Assn.; Big Ten coach of the year by UPI and the Midwest Media; national UPI coach of the week following Iowa's victory over UCLA.

Andre Tippett, senior defensive end, was named first-team all-America by the AP, UPI, Football Writers, Football News, Mizlou-Hartford, and WTBS-TV; second-team all-America by NEA; first-team all-Big Ten by the AP, UPI, and Chicago Tribune.

Reggie Roby, junior punter, was named first-team all-America by the AP, UPI, Football News, Walter Camp, and WTBS-TV; first-team all-Big Ten by the AP, UPI, and Chicago Tribune; AP defensive player of the week for performance vs Wisconsin.

Pat Dean, senior noseguard, was named second-team all-America by UPI; first-team all-Big Ten by the AP, UPI, and Chicago Tribune; AP defensive player of the week for performances vs UCLA and Michigan (also UPI vs UCLA).

Mel Cole, senior linebacker, was named Iowa's most valuable player; first-team all-Big Ten by the AP, UPI, and Chicago Tribune; Iowa's top player in televised games vs Minnesota and Washington; UPI defensive player of the week for performances vs Minnesota and Wisconsin.

Mark Bortz, junior defensive tackle, was named first-team all-Big Ten by the AP and Chicago Tribune, second-team by UPI; UPI and Sports Illustrated defensive player of the week for performance vs Nebraska.

Lou King, senior cornerback, was named first-team all-Big Ten by the AP and the Chicago Tribune.

Ron Hallstrom, senior offensive guard, was named first-team all-Big Ten by the Chicago Tribune and UPI, second-team by the AP.

Phil Blatcher, senior tailback, was named the AP, UPI, and Sports Illustrated player of the week for performance vs Michigan State.

Gordy Bohannon, senior quarterback, was named Iowa's top player in televised game vs Wisconsin.

Todd Simonsen, senior linebacker, was named second-team all-Big Ten by UPI, honorable mention by the AP.

Brad Webb, senior defensive end, was named first-team academic all-Big Ten; honorable mention all-Big Ten by UPI.

Dave Mayhan, senior offensive tackle, was named first-team academic all-Big Ten.

Mike Hufford, junior tight end, was named honorable mention all-Big Ten by the AP.

Norm Granger, sophomore fullback, was named honorable mention all-Big Ten by AP.

Iowa in the 1981 Polls

	AP	UPI
Sept. 28	18	20
Oct. 6	15	15
Oct. 12	12	12
Oct. 20	6	7
Oct. 27	16	16
Nov. 3	--	--
Nov. 10	--	18
Nov. 17	19	17
Nov. 23	13	11
Nov. 30	13	11
Jan. 3	18	15

Honors and Awards

Most Valuable Hawkeyes

1924—Leland Parkin, QB	1944—Bob Snyder, C	1964—Karl Noonan, FL
1925—Donald Graham, FB	1945—Arthur Johnson, FB	1965—Dave Long, DE
1926—Nick Kutsch, HB	1946—William Kay, T	1966—Dick Gibbs, DB
1927—Emerson Nelson, T	1947—Harold Shoener, E	1967—Silas McKinnie, TB
1928—Willis Glassgow, HB	1948—Al DiMarco, QB	1968—Ed Podolak, TB
*1929—Willis Glassgow, HB	1949—Jack Dittmer, E	1969—Larry Ely, LB
1930—Oliver Sansen, FB	1950—Harold Bradley, T	1970—Dave Clement, LB
1931—Oliver Sansen, FB	*1951—William Reichardt, FB	1971—Craig Clemons, DB
1932—Joe Laws, HB	1952—William Fenton, E	1972—Dan Dickel, DE
*1933—Joe Laws, HB	1953—William Fenton, E	1973—Brian Rollins, SE
1934—Dick Crayne, FB	1954—Warren Lawson, C	1974—Rob Fick, QB
1935—Dick Crayne, FB	1955—Jerry Reichow, QB	1975—Andre Jackson, LB
1936—Homer Harris, E	*1956—Kenneth Ploen, QB	1976—Butch Caldwell, QB
1937—Bob Lannon, E	1957—Robert Commings, G	Tom Grine, TE
1938—Erwin Prasse, E	*1958—Randy Duncan, QB	1977—Dean Moore, LB
*1939—Nile Kinnick, HB	1959—Don Norton, E	Rod Sears, DB
1940—Mike Enich, T	1960—Bernie Wyatt, HB	1978—Brad Reid, SE
1941—William Diehl, C	1961—Al Hinton, T	1979—Dennis Mosley, RB
1942—Tom Farmer, QB	1962—Larry Ferguson, HB	1980—Keith Chappelle, WR
1943—Bob Liddy, G	1963—Mike Reilly, G	1981—Mel Cole, LB

*Won Chicago Tribune silver trophy awarded to Big Ten's MVP


Hawkeye Captains

1889—Martin Sampson, HB	1917—J. E. Davis, HB	1952—William Fenton, E
1890—Arthur Smith, QB	1918—Ronald Reed, E	1953—Andrew Houg, T
1891—Frank Pierce, QB	1919—Fred Lohman, FB	1954—George Broeder, FB
1892—Allen Sanford, HB	1920—William Kelly, QB	1955—Calvin Jones, G
1893—Lloyd Elliott, FB	1921—Aubrey Devine, HB	1956—Richard Deasy, T;
1894—Prince Sawyer, QB	1922—Gordon Locke, FB	Donald Suchy, C
1895—Kalita Leighton, G	1923—Glenn Miller, HB	1957—Jim Gibbons, E
1896—Iver Iverson, C	1924—Leland Parkin, QB	1958—John Nocera, FB
1897—J. Walker, G	1925—Harold Griffen, C	1959—Don Norton, E;
1898—Samuel Hobbs, FB	1926—Paul Smith, E	Ray Jauch, HB
1899—Moray Eby, T	1927—Emerson Nelson, T	1960—Jerry Mauren, HB
1900—John Griffith, FB	1928—Richard Brown, C	1961—Bill Van Buren, C;
1901—S. Clyde Williams, QB	1929—Willis Glassgow, HB	Wilburn Hollis, QB
1902—H. S. Hollenbeck, G	1930—Grover Higdon, G	1962—Larry Ferguson, HB
1903—C. H. Coulthard, E	1931—Oliver Sansen, FB	1963—Paul Krause, HB;
1904—Nyle Jones, HB	1932—Marcus Magnussen, C	Wally Hilgenberg, G
1905—A. E. McGowan, FB	1933—Tom Moore, C	1964—Tony Giacobazzi, E
1906—George Allen, HB	1934—Russell Fisher, HB	1965—Karl Noonan, FL
1907—R. A. White, E	1935—Richard Crayne, FB	1966—Dick Gibbs, DB;
1908—Charles Kirk, FB	1936—John Hild, HB;	Dan Hilsabeck, LB
1909—H. R. Gross, T	Ted Osmaloski, C	1967—Tony Williams, LHB;
1910—M. W. Hyland, E	1937—Homer Harris, E	Silas McKinnie, TB
1911—J. R. Murphy, FB-HB	1938—Jack Eicherly, HB	1968—Ed Podolak, TB;
1912—Henry Hanson, G	1939—Erwin Prasse, E	Steve Wilson, DB
1913—Ralph McGinnis, FB	1940—Mike Enich, T	1969—Jon Meskimen, OG;
1914—A. H. Gunderson, E	1941—William Diehl, C	Larry Ely, DLB
1915—Irving Barron, T	1943—Robert Liddy, G;	1970—Ray Manning, TE;
1916—Charles Laun, FB	William Barbour, E	Dan McDonald, LB


- 1971—Geoff Mickelson, OG;
Craig Clemons, DB
- 1972—Craig Darling, OG;
Dave Harris, TB;
Dave Simms, LB
- 1973—Dan Dickel, DE;
Brian Rollins, SE;
Roger Jerrick, C
- 1974—Dan McCarney, OG;
Earl Douthitt, DB
- 1975—Andre Jackson, LB;
Brandt Yocom, TE
- 1976—Tom Grine, TE;
Jim Caldwell, DB
- 1977—Jim Hilgenberg, C;
Dean Moore, LB
- 1978—Jon Lazar, FB;
Tom Rusk, LB;
Tim Gutshall, LB;
Dave Becker, DB
- 1979—Jim Molini, DE;
Mario Pace, DB;
Sam Palladino, OT;
Cedric Shaw, DB;
Jim Swift, TE
- 1980—Kent Ellis, DB;
John Harty, DT;
Dean McKillip, FB;
Matt Petrzela, OT;
Bryan Skradis, DE;
Phil Seuss, QB
- 1981—Tracy Crocker, DB;
Pete Gales, QB;
Bruce Kittle, OT;
Andre Tippet, DE;
Brad Webb, DE

All-Big Ten First Team

- 1900—Clyde Williams, QB
Joe Warner, T
- 1912—James Trickey, T
- 1913—Ralph McGinnis, FB
- 1916—Fred Becker, T
- 1918—Harry Hunzelman, G
Ronald Reed, E
- 1919—Fred Slater, T
Fred Lohman, FB
Lester Belding, E
Aubrey Devine, QB
- 1920—Fred Slater, T
Aubrey Devine, QB
Lester Belding, E
- 1921—Fred Slater, T
Aubrey Devine, QB
Gordon Locke, FB
Lester Belding, E
John Heldt, C
Chester Mead, G
Max Kadesky, E
- 1922—Gordon Locke, FB
Paul Minick, G
George Thompson, T
- 1923—Lowell Otte, E
- 1924—Lowell Otte, E
John Hancock, T
Leland Parkin, QB
William Fleckenstein, G
- 1925—Richard Romey, E
- 1926—Emerson Nelson, T
- 1927—Emerson Nelson, T
- 1928—Peter Westra, T
Richard Brown, C
Fred Roberts, G
Willis Glassgow, HB
- 1929—Fred Roberts, G
Willis Glassgow, HB
- 1933—Joe Laws, QB
Francis Schammel, G
- 1934—Ozzie Simmons, HB
- 1935—Ozzie Simmons, HB
- 1937—Robert Lannon, E
- 1938—Erwin Prasse, E
- 1939—Erwin Prasse, E
Nile Kinnick, HB
Mike Enich, T
- 1940—Mike Enich, T
- 1942—Tom Farmer, QB
- 1946—Earl Banks, G
Dick Hoerner, FB
- 1948—William Kay, T
- 1950—William Reichardt, FB
- 1951—William Reichardt, FB
- 1952—Bill Fenton, E
- 1953—Calvin Jones, G
Jerry Hilgenberg, C
- 1954—Calvin Jones, G
- 1955—Calvin Jones, G
Eddie Vincent, HB
- 1956—Alex Karras, T
Kenneth Ploen, QB
Donald Suchy, C
Frank Gilliam, E
- 1957—Alex Karras, T
Jim Gibbons, E
Frank Bloomquist, G
Randy Duncan, QB
- 1958—Randy Duncan, QB
Willie Fleming, HB
- 1959—Don Norton, E
Bill Lapham, C
Bob Jeter, HB
- 1960—Mark Manders, G
Larry Ferguson, HB
Wilburn Hollis, QB
- 1962—Larry Ferguson, HB
- 1963—Mike Reilly, G
Wally Hilgenberg, G
- 1964—Gary Snook, QB
Karl Noonan, E
- 1965—John Niland, G
- 1968—Ed Podolak, TB
Jon Meskimen, G
- 1969—Jon Meskimen, G
- 1971—Craig Clemons, CB
- 1973—Brian Rollins, SE
- 1974—Earl Douthitt, QB
- 1975—Rod Walters, T
Joe Devlin, G
- 1977—Tom Rusk, LB
- 1979—Dennis Mosley, RB
Leven Weiss, LB
Jay Hilgenberg, C
- 1980—Andre Tippet, DE
- 1981—Mark Bortz, DT
Mel Cole, LB
Pat Dean, NG
Ron Hallstrom, OT
Reggie Roby, P
Andre Tippet, DE
Lou King, CB





Loading the shotgun.



All-America First Team

- 1916**—Fred Becker (T), Eckersall
1919—Lester Belding (E), Menke
1921—Fred (Duke) Slater (T), Reed, Eckersall
 Aubrey Devine (QB), Camp, Football World, Eckersall
 Gordon Locke (QB), Reed
1922—Gordon Locke (QB), Camp, Eckersall, Reed
1925—Dick Romey (E), Liberty Magazine
1926—Emerson Nelson (T), New York Sun
1928—Peter Westra (T), Farrell, NEA
1929—Willis Glassgow (HB), Grantland Rice, NEA, Football Annual, New York Sun, Consolidated Press
1933—Francis Schammel (G), AP, UP, NANA
1935—Ozzie Simmons (HB), Sporting News
1939—Nile Kinnick (HB), Collier's, AP, UP, INS, New York Sun, NEA, All-American Board, Hearst, Central Press, N.Y. Daily News, Sporting News.
1940—Mike Enich (T), New York News, Sporting News
1953—Jerry Hilgenberg (C), Look (Football Writers Assn.)
 Calvin Jones (G), NBC-TV
1954—Calvin Jones (G), Look, ABC-TV, Sporting News, All-American Board, Jet, UP, NEA, Central Press, CBS-Radio, New York News, Metropolitan Sunday Newspapers, All-Players, Pitts Smith Football News, Gridiron Record, Williamson Rating
1955—Calvin Jones (G), UP, Sporting News, Look, New York News, Williamson Rating, Jet, All-American Board
1956—Alex Karras (T), AP, Hearst, Look, NBC-TV, Central Press
 Kenneth Ploen (QB), NBC-TV, ABC, Frank Leahy
1957—Alex Karras (T), AP, UP, INS, Look, Hearst, Sporting News, NEA, NBC-TV All-Players, Central Press
 Jim Gibbons (E), UP, Hearst, Sporting News, Today, TV, Look, New York Daily News
1958—Randy Duncan (QB), AP, UPI, NEA, Sporting News, Look, Football Coaches, New York Daily News, Helms Athletic Foundation
 Curt Merz (E), Look, NBC-TV
1959—Don Norton (E), Look, NBC-TV
1960—Larry Ferguson (HB), Look
 Mark Manders (G), Look, New York News, Sporting News
1961—Bill Van Buren (C), Sporting News
1963—Mike Reilly (G), Look
1964—Karl Noonan (WR), NEA, Football Digest
1965—John Niland (OG), Sporting News, Time
 Dave Long (DE), New York News
1971—Craig Clemons (CB), NEA, Sporting News, Time
1975—Rod Walters (OT), Sporting News, Time, NEA
 Joe Devlin (OG), Sporting News, Time



1979—Dennis Mosley (RB), Citizen's

1981—Andre Tippett (DE), AP, UPI,
Football Writers, Football News, Mizlou-
Hartford, WTBS-TV
Reggie Roby (P), AP, UPI, Football
News, Walter Camp, WTBS-TV

All-America Second Team

1912—James Trickey (T), Camp

1916—Fred Becker (T)

1919—Fred (Duke) Slater (T), Camp,
Eckersall

1920—Les Belding (E), Eckersall

1921—Gordon Locke (HB), Eckersall
Fred (Duke) Slater (T), Camp, Football
World

1922—Max Kadesky (E), Camp

1924—John Hancock (T), Billy Evans

1925—Richard Romey (E), Rice

1926—Emerson Nelson (T), Evans, AP

1928—Willis Glassgow (HB), Central
Press, NANA

Peter Westra (G), N.Y. Sun, NANA

1929—Willis Glassgow (HB), UP

1933—Joe Laws (QB), Collier's, NANA

Francis Schammel (G), Hearst

1934—Ozzie Simmons (HB), INS, NANA

1935—Ozzie Simmons (HB), NEA, NANA,
AP

1939—Erwin Prasse (E), UP

1940—Mike Enich (T), UP, Bill Stern

1948—William Kay (T), AP

1951—William Reichardt (FB), Players

1953—Jerry Hilgenberg (C), AP

1954—Calvin Jones (G), AP

1955—Calvin Jones (G), NEA, AP

1956—Alex Karras (T), UP, NEA

Kenneth Ploen (QB), AP

Frank Gilliam (E), NEA

Don Suchy (C), Central Press, INS

1957—Jim Gibbons (E), Central Press

1959—Don Norton (E), Sporting News,
NEA

1960—Mark Manders (G), AP, Football
Coaches, ABC-TV

Wilburn Hollis (QB), ABC-TV

1963—Mike Reilly (LB), AP

1964—John Niland (G), NEA

Karl Noonan (E), AP

1965—John Niland (G), AP

1971—Craig Clemons (CB), Central Press,
Universal Sports

1979—Dennis Mosley (RB), UPI

1980—John Harty (DT), UPI, NEA

1981—Andre Tippett (DE), NEA

Pat Dean (NG), UPI

Hawkeyes in Postseason Games

East-West Game

at San Francisco, Cal.

- 1926—Wesley Fry, FB
- 1930—Willis Glassgow, HB
- 1931—Harold Ely, T
- 1934—Joe Laws, HB
- Francis Schammel, G
- 1936—Dick Crayne, HB
- 1941—Mike Enich, T
- Ray Murphy, FB
- 1942—Al Couppee, QB
- 1943—Bill Burkett, E
- 1944—William Baughman, C
- 1948—Harold Shoener, E
- Bob Smith, HB
- 1949—Dick Woodard, C
- 1953—Don Chelf, T
- Jerry Hilgenberg, C
- 1954—George Broeder, FB
- John Hall, T
- 1955—Jerry Reichow, QB
- Calvin Jones, G
- 1957—Jim Gibbons, E
- Alex Karras, T
- 1959—Bob Jeter, HB
- Ray Jauch, HB
- Don Norton, E
- 1960—Mark Manders, G
- 1961—Bill Van Buren, C
- 1962—Larry Ferguson, HB
- Earl McQuiston, G
- 1963—Mike Reilly, G
- Paul Krause, HB
- 1965—Karl Noonan, FL
- John Niland, G
- 1968—Ed Podolak, TB
- 1969—Larry Ely, LB
- 1970—Kerry Reardon, SE
- 1975—Rod Walters, OT
- 1979—Jim Swift, TE

Hula Bowl

at Honolulu, Ha.

- 1955—George Broeder, FB
- 1956—Calvin Jones, G
- 1957—Frank Gilliam, E
- 1958—Alex Karras, T
- Jim Gibbons, E
- 1959—Randy Duncan, QB
- 1960—Ray Jauch, HB
- 1961—Mark Manders, G
- Charles Lee, T
- 1962—Bill Van Buren, C

- 1963—Larry Ferguson, HB
- Earl McQuiston, G

- 1964—Mike Reilly, G
- Wally Hilgenberg, G
- 1965—Tony Giacobazzi, E
- 1966—Karl Noonan, FL
- John Niland, OG
- 1967—Silas McKinnie, TB
- 1968—Ed Podolak, TB
- 1969—Larry Ely, LB
- 1970—Kerry Reardon, SE
- 1978—Dave Becker, DB
- 1979—Dennis Mosley, RB
- 1980—Jay Hilgenberg, C
- 1981—Andre Tippett, DE

North-South Game

at Miami, Fla.

- 1948—Bill Kay, T
- 1953—Bill Fenton, E
- George Rice, HB
- 1954—Warren Lawson, C
- Lou Matykiewicz, E
- 1955—Jim Freeman, E
- 1957—Frank Bloomquist, G
- Bob Commings, G
- Frank Rigney, T
- 1959—Don Horn, FB
- Curt Merz, E
- Bill Lapham, C
- 1960—Lloyd Humphreys, C
- 1961—Bill Whisler, E
- 1962—Bill Perkins, FB
- 1963—Cloyd Webb, E
- Gary Fletcher, C
- Wally Hilgenberg, G
- 1964—Tony Giacobazzi, E
- Phillip Deutsch, T
- 1969—Jon Meskimen, G
- 1970—Layne McDowell, DT
- Tim Sullivan, FB
- 1972—Craig Darling, OG

Senior Bowl

at Mobile, Ala.

- 1952—Bill Reichardt, FB
- 1954—Jerry Hilgenberg, C
- Don Chelf, T
- 1956—Jerry Reichow, QB
- Jim Freeman, E
- 1958—Jim Gibbons, E
- Alex Karras, T
- Frank Rigney, T

- 1960—Bill Lapham, C
- Don Norton, E
- Olen Treadway, QB
- Curt Merz, E
- 1964—Paul Krause, E
- 1970—Layne McDowell, DT
- 1971—Craig Clemons, DB
- 1975—Rod Walters, OT
- Jim Jensen, HB
- 1979—Jim Swift, TE

Blue-Gray Game

at Montgomery, Ala.

- 1947—Lou King, QB
- 1949—Bob McKenzie, E
- Don Winslow, T
- 1951—Bill Reichardt, FB
- 1955—Roger Swedberg, T
- Roger Wiegmann, FB
- 1959—John Sawin, T
- 1960—Jerry Mauren, HB
- 1961—Sherwyn Thorson, G
- Bernie Wyatt, HB
- 1963—Lonnie Rogers, HB
- Gus Kasapis, T
- 1965—Dave Long, DE
- Bill Briggs, DT
- 1968—Al Bream, E
- Barry Crees, WB
- 1969—Mike Cilek, QB
- Melvin Morris, T
- 1971—Craig Clemons, DB
- 1972—Bill Windauer, DT
- Jerry Nelson, MG
- 1975—Rick Penney, DB
- Dave Bryant, NG
- 1977—Barry Tomasetti, OT
- Jim Hilgenberg, C
- 1979—Dennis Mosley, RB
- Cedric Shaw, DB
- Jim Molini, DE
- 1980—John Harty, DT
- Jay Hilgenberg, C
- Keith Chappelle, WR

Coaches All-Star Game

at Lubbock, Tex.

- 1961—Mark Manders, G
- 1962—Al Hinton, T
- Sherwyn Thorson, G
- 1963—Larry Ferguson, HB
- 1964—Wally Hilgenberg, G
- Gary Fletcher, C
- 1976—Mark Fetter, FB



Dave Browne



Tribune All-Star Game
at Chicago, Ill.

1934—Joe Laws, HB
1936—Dick Crayne, FB
1939—Frank Balazs, FB
1940—Nile Kinnick, HB
Floyd Dean, HB
Dick Evans, E
1941—Ken Pettit, E
1942—Bill Diehl, C
Jim Walker, T
1943—Tom Hand, C
Jim Youell, QB
Bob Penaluna, G
1945—Stan Mohrbacher, T
1947—Bruno Niedziela, T
1949—Bill Kay, T
Al DiMarco, QB

1950—Don Winslow, G
1952—Bill Reichardt, FB
1954—Jerry Hilgenberg, C
Bill Fenton, E
1956—Jerry Reichow, QB
Edward Vincent, HB
1958—Jim Gibbons, E
Alex Karras, T
1959—Charles Lewis, T
1960—Bill Lapham, C
1963—Larry Ferguson, HB
1964—Wally Hilgenberg, G
Mike Reilly, G
Paul Krause, HB
1966—Al Randolph, DB
John Niland, OG
1969—Ed Podolak, HB
1972—Craig Clemons, DB


1976—Joe Devlin, OG
Jim Jensen, HB
Rod Walters, OT

Japan Bowl


at Tokyo
1980—Keith Chappelle, WR
Jay Hilgenberg, C
John Harty, DT
1981—Andre Tippett, DE

NOTE—Jerry Reichow was named most valuable player in 1956 East-West Game. Paul Krause was named most valuable North lineman in 1964 Senior Bowl Game. Craig Clemons was named best defensive back in 1971 Senior Bowl.

Hawkeye History




Nile Kinnick



Calvin Jones



Aubrey Devine



Duke Slater

Iowa's All-Time Team

Hawkeye fans selected an all-time Iowa team in 1970 as part of the Big Ten's 75th anniversary celebration. Calvin Jones, who won the Outland Trophy in 1955, received more votes than any player. In a separate ballot, Nile Kinnick, winner of the 1939 Heisman Trophy, was named Iowa's greatest player of all time.

First Team	Pos.	Second Team
Jim Gibbons '57	E	Erwin Prasse '39
Frank Gilliam '56	E	Don Norton '59
Calvin Jones '55	L	Mike Enich '40
Alex Karras '57	L	Mike Reilly '63
Duke Slater '21	L	Francis Schammel '33
Jerry Hilgenberg '53	L	Don Suchy '56
John Niland '64	L	Mark Manders '60
Nile Kinnick '39	B	Ozzie Simmons '36
Kenny Ploen '56	B	Randy Duncan '58
Aubrey Devine '21	B	Bob Jeter '59
Gordon Locke '22	B	Ed Podolak '68

Seven men have been named to the Halls of both foundations: Howard Jones, coach; Nile Kinnick, player; Gordon Locke, player; Fred (Duke) Slater, player; Dr. Edward Anderson, coach; Edward (Slip) Madigan, coach; Calvin Jones, player.

Four men have been named to the Hall of the Helms Foundation: Calvin Jones, player; Ossie Solem, coach; Emlen Tunnell, professional player; Eric Wilson, publicist.

Aubrey Devine was named to the NFF Hall as a player.

Retired Numbers

Numbers 24 and 62 have been retired at Iowa to honor the players who last wore them. Nile Kinnick was No. 24 with the legendary Ironmen in 1939. The versatile halfback was consensus all-America, a Phi Beta Kappa scholar, and recipient of the Heisman Trophy. Guard Cal Jones wore No. 62 while earning all-America honors three times and winning the Outland Trophy in 1955. Both Kinnick and Jones died in airplane accidents.

Hall of Fame Hawkeyes

Twelve men who have been associated with Iowa football are members of the Hall of Fame, named by the National Football Foundation and/or the Helms Athletic Foundation.



Howard Jones



Forest Evashevski



Eddie Anderson

Historical Highlights

- 1889—Played first intercollegiate football game.
- 1899 —First undefeated season (8-0-1) was recorded under Coach Alden Knipe. Admitted to the Western conference (Big Ten) Dec. 1.
- 1900—A share of the conference championship highlighted another unbeaten season.
- 1901—Loss to Minnesota ended string of 23 games without defeat.
- 1921—First unbeaten and untied team (7-0) was coached by Howard Jones and won clear Big Ten title.
- 1922—Another perfect season (7-0) included share of conference crown with Michigan.
- 1923—Loss to Illinois ended string of 20 straight victories.
- 1939—Dr. Eddie Anderson coached the Ironmen, led by halfback Nile Kinnick, recipient of the Heisman Trophy, the Maxwell Award, and the Walter Camp Trophy.
- 1955—Guard Cal Jones received the Outland Award.
- 1956—Under Coach Forest Evashevski, won the Big Ten and appeared in Rose Bowl for the first time. Finished 9-1 in all games and beat Oregon State at Pasadena.
- 1957—Tackle Alex Karras received the Outland Award.
- 1958—Big Ten champions again and made California a victim in the Rose Bowl. Honors included No. 1 ranking by the Football Writers and Grantland Rice trophy by Look Magazine. Led the nation in total offense. Quarterback Randy Duncan was named the Helms Foundation Player of the Year and received the Walter Camp Trophy.
- 1960—Shared the Big Ten title with Minnesota. Evashevski quit coaching to devote full time to the athletic directorship after the completion of 8-1 season.
- 1961—Shutout by Purdue ended string of 78 games in which one or more touchdowns were scored.
- 1963—Notre Dame game was canceled following the assassination of President Kennedy.
- 1964—Some 28 Iowa and Big Ten records were broken despite 3-6 season.
- 1968—Set Big Ten scoring and total-offense marks.
- 1972—Iowa Stadium was renamed Kinnick Stadium in honor of Iowa's Heisman Trophy winner of 1939. AstroTurf was installed.
- 1981—Coach Hayden Fry's third season produced a Big Ten co-championship and Rose Bowl berth. Three Hawkeyes made all-America, seven all-Big Ten.

Individual Iowa Records

POINTS

Game—24 by Larry Lawrence vs Minnesota, 1968;
Dennis Mosley vs Indiana, 1979
Season—96 by Dennis Mosley, 1979
Career—126 by George (Dusty) Rice, 1951-52-53

TOUCHDOWNS

Game—4 by Larry Lawrence vs Minnesota, 1968;
Dennis Mosley vs Indiana, 1979
Season—16 by Dennis Mosley, 1979
Career—21 by George (Dusty) Rice, 1951-52-53

FIELD GOALS

Game—4 by Dave Holsclaw vs Minnesota, 1977
Season—11 by Tom Nichol, 1981
Career—17 by Nick Quartaro, 1974-75-76

POINTS/AFTER TOUCHDOWN (KICK)

Game—8 by Marcos Melendez vs Northwestern,
1968; Tom Nichol vs Northwestern, 1981
Season—40 by Marcos Melendez, 1968
Career—59 by Bob Prescott, 1956-57-58

PAT ATTEMPTS (KICK)

Game—9 by Marcos Melendez vs Northwestern,
1968; Tom Nichol vs Northwestern, 1981
Season—44 by Marcos Melendez, 1968
Career—74 by Bob Prescott, 1956-57-58

YARDS RUSHING

Game—286 by Ed Podolak vs Northwestern, 1968
Season—1,267 by Dennis Mosley, 1979
Career—2,133 by Dennis Mosley, 1976-77-78-79

TIMES CARRIED FROM SCRIMMAGE

Game—39 by Dennis Mosley vs Iowa State, 1979
Season—270 by Dennis Mosley, 1979
Career—458 by Dennis Mosley, 1976-77-78-79

PASS ATTEMPTS

Game—49 by Gary Snook (26 comp.; 310 yds.) vs
Purdue, 1964
Season—311 by Gary Snook (151 comp.), 1964
Career—631 by Gary Snook (280 comp.),
1963-64-65

PASS COMPLETIONS

Game—27 by Mike Cilek (48 att., 316 yds.) vs
Illinois, 1967
Season—151 by Gary Snook, 1964
Career—280 by Gary Snook, 1963-64-65

YARDS PASSING

Game—321 by Pete Gales (23 of 46) vs Purdue,
1980
Season—2,062 by Gary Snook, 1964
Career—3,738 by Gary Snook, 1963-64-65

TOUCHDOWN PASSES

Game—5 by Fred Riddle vs Indiana, 1963
Season—11 by Randy Duncan, 1958
Career—23 by Randy Duncan, 1956-57-58

PASS RECEPTIONS

Game—12 by Al Bream (160 yds.) vs Illinois, 1967;
Keith Chappelle (191 yds.) vs Illinois, 1980
Season—64 by Keith Chappelle (1,037 yds.), 1980
Career—114 by Al Bream, 1966-67-68

YARDS RECEIVING

Game—191 by Keith Chappelle (12 catches) vs
Illinois, 1980
Season—1,037 by Keith Chappelle (64 catches),
1980
Career—1,642 by Al Bream, 1966-67-68

TOUCHDOWN RECEPTIONS

Game—3 by Irwin Prasse vs Indiana, 1939; Emlen
Tunnell vs Indiana, 1947
Season—6 by Jack Dittmer, 1949; George Rice,
1951; Paul Krause, 1963; Kerry Reardon, 1969;
Keith Chappelle, 1980
Career—13 by Jack Dittmer, 1946-48-49

TOTAL OFFENSE

Game—371 by Pete Gales vs Purdue, 1980
Season—2,086 by Larry Lawrence, 1969
Career—4,026 by Ed Podolak, 1966-67-68

MISCELLANEOUS

Punt Returns, Game—9 by Nile Kinnick vs Indiana,
1939
Punt Return Yards, Game—201 by Nile Kinnick vs
Indiana, 1939
Kickoff Returns, Game—8 by Craig Clemons vs
Michigan, 1971
Kickoff Return Yards, Game—187 by Sid Thomas vs
Michigan State, 1974
Scoring by Placement, Game—13 by Alan Schuette
vs Washington State, 1969
Punts, Game—16 by Nile Kinnick vs Notre Dame,
1939
Punting Yards, Game—731 by Nile Kinnick vs Notre
Dame, 1939
Punting Average, Season—49.8 by Reggie Roby,
1981 (44 punts)



John Streif and Santa



Thom Cornelis

Punting Average, Game—55.8 by Reggie Roby vs Nebraska, 1981
 Interceptions, Season—8 by Nile Kinnick, 1939; Lou King, 1981
 Interceptions, Career—18 by Nile Kinnick, 1937-38-39
 Blocked Punts, Game—2 by Mike Enich vs Purdue, 1939
 Blocked Field Goals, Game—2 by Jim Caldwell vs Arizona, 1973
 Blocked Kicks, Season—5 by Jim Caldwell, 1973
 Consecutive Passes without Interception—129 by Phil Suess, 1980

LONGEST PLAYS

Run—96 by Eddie Vincent vs Purdue (TD), 1954
 Pass—87, Gary Snook to Craig Nourse vs Minnesota (TD), 1964
 Field Goal—51 by Dave Holsclaw vs Michigan State, 1977
 Punt Return—94 by Bob Longley vs Oregon (TD), 1949
 Kickoff Return—100 by George (Dusty) Rice vs Purdue (TD), 1951; Joe Williams vs Notre Dame (TD), 1961
 Interception Return—94 by Bob Stearnes vs Montana (TD), 1954
 Fumble Return—84 by Dayton Perry vs Purdue (TD), 1960
 Blocked Punt Return—66 by Jim Walker vs Wisconsin (TD), 1940
 Punt—83 by Lonnie Rogers vs Oregon State, 1962

Iowa Team Records

Points

Game—70 vs Utah State, 1957
 Season—322 in 1968

Touchdowns

Game—10 vs Utah State, 1957;
 Northwestern, 1968
 Season—46 in 1968

Extra Points

Game—8 vs Utah State, 1957; Northwestern, 1968;
 Northwestern, 1981
 Season—40 in 1968

Rushing Yards

Game—464 vs Wash. State, 1969
 Season—2,528 in 1968

Times Carried from Scrimmage

Game—82 vs South Dakota, 1940; Minnesota, 1968
 Season—574 in 1974

Pass Attempts

Game—50 vs Purdue, 1964
 Season—321 in 1964

Pass Completions

Game—27 vs Illinois, 1967
 Season—154 in 1964

Passing Yards

Game—328 vs Utah State, 1957
 Season—2,125 in 1964

Touchdown Passes

Game—5 vs Indiana, 1963
 Season—13 in 1949, 1968 and 1969

Total Offense

Game—696 vs Wash. State, 1969
 Season—4,404 in 1968

Plays from Scrimmage

Game—101 vs Minnesota, 1968
 Season—789 in 1969

Best Team Performance

Yards Rushing, Game

Opponent	Att.	Gain	Loss	Net	TD
1. Washington State, '69	65	498	34	464	6
2. Wisconsin, '75	69	453	14	439	5
3. Northwestern, '68	49	446	15	431	6
4. *California, '58	55	445	16	429	5
5. Notre Dame, '56	45	432	23	409	6
6. Michigan State, '81	63	409	12	397	3
7. Washington State, '53	51	418	22	396	7
8. Northwestern, '80	53	389	9	380	1
9. Minnesota, '70	79	377	8	369	7
10. South Dakota, '40	82	412	44	368	6
Purdue, '54	66	383	15	368	3

*1959 Rose Bowl

Yards Passing, Game

Opponent	Att.	Comp.	Pct.	Yards	TD	Int.
1. Utah State, '57	22	10	.455	328	4	2
2. Purdue, '80	46	23	.500	321	1	2
3. Illinois, '67	49	27	.551	316	2	1
4. Purdue, '64	50	26	.520	310	2	2
5. Minnesota, '64	36	18	.500	309	2	2
6. Wisconsin, '59	41	26	.634	304	1	0

Total Offense, Game

Opponent	Yards Rush	Yards Pass	Total Yards	TD
1. Washington State, '69	464	232	696	8
2. Utah State, '57	320	328	648	10
3. Northwestern, '68	431	208	639	10
4. Kansas State, '59	365	250	615	7
5. Illinois, '69	334	266	600	6
6. North Dakota St., '47	294	266	560	9
7. Washington State, '53	396	142	538	8

Passing, Season

COMPLETIONS			
Year	Comp.	Att.	Pct.
1. 1980	154	320	.481
2. 1964	154	321	.480
3. 1969	142	309	.459
4. 1967	140	298	.470
5. 1971	126	282	.447
6. 1979	124	248	.500
7. 1968	123	229	.541

YARDS

Year	Yards
1. 1964	2,125
2. 1969	2,088
3. 1980	1,918
4. 1968	1,876
5. 1967	1,748
6. 1979	1,669
7. 1958	1,530

TOUCHDOWNS

Year	TD
1. 1949	13
1968	13
1969	13
4. 1963	12
1979	12
1980	12

Total Offense, Season

Year	Yards Rush	Yards Pass	Total Yards	TD
1. 1968	2,528	1,976	4,404	46
2. 1969	2,155	2,088	4,243	33
3. 1979	2,130	1,669	3,799	33
4. 1958	2,125	1,530	3,655	34
5. 1981	2,153	1,422	3,575	27
6. 1957	2,170	1,303	3,473	38
7. 1980	1,486	1,918	3,404	19
8. 1959	2,151	1,248	3,399	32
9. 1974	1,982	1,193	3,175	21

Yards Rushing, Season

Year	Att.	Gain	Loss	Net	TD
1. 1968	530	2,861	333	2,528	32
2. 1975	559	2,663	257	2,406	18
3. 1960	439	2,463	179	2,284	27
4. 1957	453	2,376	206	2,170	27
5. 1969	474	2,491	336	2,155	20
6. 1981	520	2,398	245	2,153	20
7. 1959	440	2,261	110	2,151	24
8. 1953	456	2,295	148	2,147	21

Best Individual Performances

Touchdowns, 75 Yards or More

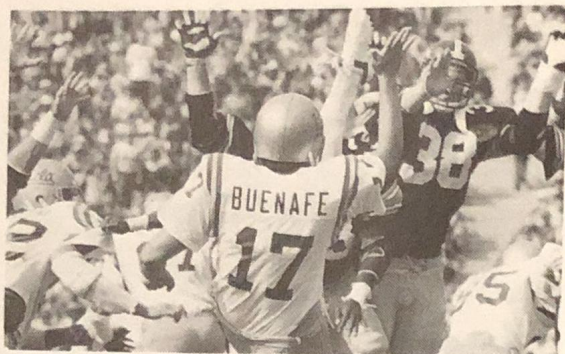
1. George (Dusty) Rice, K.O. Return Purdue, '51	100
Joe Williams, K.O. Return Notre Dame, '61	100
3. Bill Reichardt, K.O. Return Oregon, '49	99
Norm Granger, K.O. Return Indiana, '81	99
5. Dave Schick, K.O. Return Northwestern, '75	97
6. Eddie Vincent, Run Purdue, '54	96
7. Kerry Reardon, K.O. Return Northwestern, '68	95
8. Robert Longley, Punt Return Oregon, '49	94
Bobby Stearns, Int. Return Montana, '54	94
10. Henry Vollenweider, K.O. Return South Dakota, '39	92
Levi Mitchell, K.O. Return Wash. State, '69	92
Royce Mix, Run Illinois, '72	92
13. Larry Ferguson, Run Ohio State, '60	91
14. Rod Sears, Int. Return Purdue, '77	90
15. Dick Hoerner, K.O. Return Michigan, '42	88
16. Gary Snook to Craig Nourse, Pass Minnesota, '64	87
Ed Podolak, Run Northwestern, '66	87
18. Larry Ferguson, Run Oregon State, '60	85
Dick Gibbs, Int. Return Indiana, '65	85
20. Dayton Perry, Fumble Return Purdue, '60	84
21. Paul Krause, Punt Return Michigan, '62	82
Tom Smith, Run Wash. State, '69	82
23. Bob Jeter, * Run California, '59	81

24. Randy Duncan to Geno Sessi, Pass Utah State, '57	80
Gerald Mauren, Punt Return Notre Dame, '59	80
M. Szykowny to L. Ferguson, Pass Wisconsin, '62	80
Frank Sunderman to Dave Triplett, Pass Wisconsin, '71	80
Brad Reid, Run Wisconsin, '78	80
29. James Hatch, Run Illinois, '52	78
L. Lawrence to K. Reardon, Pass Arizona, '69	78
Butch Caldwell, Run Michigan State, '73	78
Butch Caldwell to Bill Schultz, Pass Ohio State, '73	78
33. Bill Burkett, K.O. Return Nebraska, '40	77
Tom Farmer to Bus Mertes to Al Couppee, Pass & Lateral, Minnesota, '41	77
Dennis Mosley, Run Iowa State, '77	77
36. Earl Smith, Punt Return Ohio State, '54	76
Don Dobrino to Earl Smith, Pass Notre Dame, '54	76
Fred Riddle to Paul Krause, Pass Indiana, '63	76
Jim Jensen, Run Indiana, '75	76
40. Phil Sues to Dennis Mosley, Pass Wisconsin, '79	75


*1959 Rose Bowl

Scoring, Game

	TD	XP	Pts.
1. Larry Lawrence, Minn., '68	4	0	24
Dennis Mosley, Indiana, '79	4	0	24
3. Nile Kinnick, S.D., '39	3	5	23
4. Bill Green, Wisconsin, '40	3	0	18
Nelson Smith, Nebr., '44	3	0	18
Emlen Tunnell, Ind., '47	3	0	18
George Rice, Purdue, '51	3	0	18
George Rice, Wyo., '53	3	0	18
George Rice, Minn., '53	3	0	18
Geno Sessi, Utah St., '57	3	0	18
Joe Williams, So. Cal., '61	3	0	18
Dalton Kimble, Idaho, '64	3	0	18
Tim Sullivan, NW, '68	3	0	18
Levi Mitchell, Purdue, '69	3	0	18
Mike Cilek, Wash. State, '69	3	0	18



Kevin Spitzig



James Erb

Yards Passing, Game

	Yds.	Att.	Comp.	TD
1. Pete Gales, Purdue, '80	321	46	23	1
2. Mike Cilek, Illinois, '67	316	48	27	2
3. Gary Snook, Purdue, '64	310	49	26	2
4. Gary Snook, Minn., '64	309	36	18	2
5. Olen Treadway, Wis., '59	304	41	26	1

Pass Completions, Game

	Comp.	Att.	Yds.	TD
1. Mike Cilek, Illinois, '67	27	48	316	2
2. Olen Treadway, Wis., '59	26	41	304	1
3. Gary Snook, Purdue, '64	26	49	310	2
4. F. Sunderman, OSU, '71	25	38	216	1
5. Pete Gales, Purdue, '80	23	46	321	1
6. Randy Duncan, OSU, '58	22	33	249	1
7. Ed Podolak, Ore. St., '67	21	44	295	1
Ed Podolak, Purdue, '67	21	31	202	2
Phil Suess, Purdue, '79	21	34	248	0

Touchdown Passes, Game

	TD	Comp.	Att.	Yds.
1. Fred Riddle, Indiana, '63	5	10	16	155
2. Nile Kinnick, Indiana, '39	3	4	13	108
Nile Kinnick, Wis., '39	3	7	14	126
Tom Farmer, Neb., '42	3	7	19	210
Burt Britzmann, Pitts., '51	3	12	25	203
Randy Duncan, NW, '58	3	14	18	174
Gary Snook, Minn., '63	3	9	21	164
Mike Cilek, NW, '68	3	7	10	143
Phil Suess, Wis., '79	3	11	18	181
Pete Gales, Mich. St., '80	3	17	32	249
G. Bohannon, Ind., '81	3	8	14	185

Yards Rushing, Game

	Yds.	Att.	TD
1. Ed Podolak, NW, '68	286	17	2
2. Phil Blatcher, Mich. St., '81	247	27	2
3. Dennis Mosley, Iowa State, '79	229	39	2
4. Jim Jensen, Indiana, '75	202	21	2
5. Bob Jeter, * Calif., '59	194	9	1
6. Frank Holmes, Ore. St., '72	193	34	2

7. Jerry Faske, NW, '49	183	20	1
8. Jeff Brown, Indiana, '80	176	31	0
9. Dennis Green, TCU, '68	175	18	2
10. Bill Reichardt, Minn., '51	166	31	2
11. Levi Mitchell, Minn., '70	161	30	0
12. Dennis Mosley, NW, '79	160	21	2
13. Eddie Vincent, Minn., '54	154	13	1
14. Larry Ferguson, Mich., '62	153	20	1
15. Bill Reichardt, Mich., '51	152	25	0
16. Silas McKinnie, Ind., '67	150	25	0

*Rose Bowl

Yards Receiving, Game

	Yds.	No.	TD
1. Keith Chappelle, Ill., '80	191	12	2
2. Jim Gibbons, Minn., '57	164	9	2
3. Al Bream, Ill., '67	160	12	2
4. Dave Triplett, Wis., '71	157	7	1
5. Emlen Tunnell, Indiana, '47	155	6	3
Karl Noonan, Wis., '64	155	10	1
7. Jack Dittmer, Boston U., '48	151	5	2

Pass Receptions, Game

	No.	Yds.	TD
1. Al Bream, Illinois, '67	12	160	2
Keith Chappelle, Illinois, '80	12	191	2
3. Karl Noonan, Wash., '64	11	146	1
4. Karl Noonan, Wis., '64	10	155	1
Karl Noonan, Purdue, '64	10	127	0
Al Bream, Purdue, '67	10	106	1
Al Bream, NW, '67	10	91	2
Kerry Reardon, Ore. St., '69	10	144	1
Keith Chappelle, Mich. St., '80	10	148	1

Total Offense, Game

	Yards Rush	Yards Pass	Total Yards
1. Pete Gales, Purdue, '80	50	321	371
2. L. Lawrence, Purdue, '69	77	260	337
3. Ed Podolak, Ore. St., '67	35	295	330
4. Mike Cilek, Ill., '67	7	316	323
5. Ed Podolak, NW, '68	286	34	320

Scoring, Season

	TD	XP	FG	Pts.
1. Dennis Mosley, '79	16	0	0	96
2. Wilburn Hollis, '60	11	2	0	68
3. Earl Smith, '54	11	0	0	66
4. George Rice, '53	10	0	0	60
Larry Lawrence, '68	10	0	0	60
6. Tom Nichol, '81	0	26	11	59
7. Silas McKinnie, '67	9	2	0	56
8. George Rice, '51	9	0	0	54
Willie Fleming, '58	9	0	0	54
Joe Williams, '61	9	0	0	54
Ed Podolak, '68	9	0	0	54

Total Offense, Season

	Yards Pass	Yards Rush	Total Yards	TDR
1. Larry Lawrence, '69	1,680	406	2,086	15
2. Gary Snook, '64	2,062	-18	2,044	15
3. Ed Podolak, '66	1,041	450	1,491	6
4. Larry Lawrence, '68	1,307	161	1,468	17
5. Randy Duncan, '58	1,347	59	1,406	15
6. G. Bohannon, '81	1,032	348	1,380	8
7. Ed Podolak, '67	1,014	323	1,337	8
8. Dennis Mosley, '79	0	1,267	1,267	12
9. Phil Suess, '79	1,165	96	1,261	7
10. Ed Podolak, '68	261	937	1,198	9
11. Randy Duncan, '57	1,124	59	1,183	15
12. F. Sunderman, '71	1,297	-192	1,105	9
13. Jerry Reichow, '55	722	369	1,091	7
14. T. McLaughlin, '77	1,081	0	1,081	7
15. Al DiMarco, '48	1,105	-48	1,057	6
16. Nile Kinnick, '39	662	374	1,036	16

Yards Rushing, Season

	Att.	Gain	Loss	Net	Avg.	TD
1. D. Mosley, '79	270	1,342	75	1,267	4.7	12
2. Ed Podolak, '68	154	1,005	68	937	6.1	8
3. L. Mitchell, '70	205	980	80	900	4.4	3
4. B. Reichardt, '51	178	773	36	737	4.2	2
P. Blatcher, '81	157	771	34	737	4.7	8
6. T. Sullivan, '68	131	686	4	682	5.2	7
7. Jeff Brown, '80	132	699	26	673	5.1	1
8. L. Ferguson, '60	90	680	15	665	7.3	6
9. Jim Jensen, '74	163	685	26	659	4.0	1
10. L. Mitchell, '71	149	687	64	623	4.2	3
11. Dave Harris, '72	136	695	74	621	4.6	4
12. E. Vincent, '54	95	634	16	618	6.5	5
13. Bob Jeter, '59	108	619	10	609	5.5	4
14. S. McKinnie, '67	166	636	48	588	3.5	9
15. B. Reichardt, '50	138	620	35	585	4.2	0
16. Tim Sullivan, '70	147	580	1	579	3.9	6
17. E. Phillips, '81	123	558	6	552	4.5	5
18. L. Ferguson, '62	113	570	23	547	4.8	2
19. S. McKinnie, '66	124	549	33	516	4.2	1
20. Jim Jensen, '73	111	520	11	509	4.6	5

Yards Passing, Season

	Att.	Cmp.	Pct.	Yds.	TD	Int.
1. Gary Snook, '64	311	151	.485	2,062	11	14
2. L. Lawrence, '69	239	113	.473	1,680	10	11
3. R. Duncan, '58	172	101	.587	1,347	11	9
4. L. Lawrence, '68	156	88	.564	1,307	7	9
5. F. Sunderman, '71	235	109	.463	1,297	9	12
6. Phil Suess, '79	159	88	.553	1,165	6	9
7. R. Duncan, '57	119	70	.588	1,124	10	12
8. T. McLaughlin, '77	152	78	.513	1,081	4	13
9. M. Szykowny, '61	120	79	.561	1,078	7	15
10. Rob Fick, '74	165	79	.479	1,059	6	12
11. Ed Podolak, '66	191	77	.403	1,041	3	18
12. Phil Suess, '80	166	87	.524	1,031	6	2
13. O. Treadway, '59	147	86	.585	1,014	6	3
Ed Podolak, '67	162	79	.489	1,014	5	9
15. Gary Snook, '65	230	95	.413	1,009	4	23

Yards Receiving, Season

	Yds.	No.
1. Keith Chappelle, '80	1,037	64
2. Karl Noonan, '64	933	59
3. Kerry Reardon, '69	738	43
4. Al Bream, '67	704	55
5. Jim Gibbons, '57	587	36
6. Karl Noonan, '65	545	43
7. Barry Crees, '67	520	32

Pass Receptions, Season

	No.	Yds.
1. Keith Chappelle, '80	64	1,037
2. Karl Noonan, '64	59	933
3. Al Bream, '67	55	704
4. Kerry Reardon, '69	43	738
Karl Noonan, '65	43	545
6. Jim Gibbons, '57	36	587
7. Ray Manning, '68	35	426

Touchdown Receptions, Season

	TD
1. Jack Dittmer, '48	6
George Rice, '51	6
Paul Krause, '63	6
Kerry Reardon, '69	6
Keith Chappelle, '80	6
6. Bill Burkett, '42	5
Jack Dittmer, '48	5
Bob McKenzie, '49	5
Al Bream, '67	5
Ray Manning, '68	5

Solo Tackles, Season

	Year	Solo Tkls.
1. Tom Rusk	1977	105
2. Dave Simms	1971	84
3. Andre Jackson	1972	83
Andre Jackson	1975	83
5. Mike Phillips	1968	77
6. Dan LaFleur	1973	75
Dave Clement	1970	75
Dave Brooks	1970	75

Total Tackles, Season

	Year	Total Tkls.
1. Andre Jackson	1972	171
2. Dave Clement	1970	140
3. Dave Simms	1971	139
4. Tom Rusk	1977	138
5. Dan LaFleur	1973	127
6. Andre Jackson	1975	126
7. Mel Cole	1980	125
8. Rod Barnhart	1967	124
9. Mike Phillips	1968	119
10. Dan LaFleur	1974	115
11. Tom Rusk	1976	114
12. Leven Weiss	1979	112
13. Tom Rusk	1978	106
14. Dave Brooks	1969	102
Craig Clemons	1969	102
16. Todd Simonsen	1979	101

Yards Rushing, Career

	Fr.	So.	Jun.	Sen.	Total
1. D. Mosley, 76-79	247	327	292	1,276	2,133
2. L. Mitchell, 69-71		404	900	623	1,927
3. Ed Podolak, 66-68		450	323	937	1,710
4. B. Reichardt, 49-51		343	585	737	1,665
5. Jim Jensen, 72-75	20	509	659	473	1,661
6. T. Sullivan, 67-68, 70		323	682	579	1,584
7. S. McKinnie, 65-67		286	516	588	1,390
8. E. Vincent, 53-55		374	618	381	1,373
9. L. Ferguson, 59-62	50	665	35	547	1,297
10. Jerry Faske, 48-50		288	482	470	1,240
11. Jon Lazar, 75-78	-1	392	411	423	1,225
12. Bill Green, 39-41		232	483	420	1,135
13. B. Caldwell, 72-76	60	312	300	389	1,061
14. P. Blatcher, 79-81	98	56	198	708	1,060
15. George Rice, 51-53		441	218	391	1,050
16. G. Broeder, 51-54	50	311	410	254	1,025
17. Bob Jeter, 57-59		51	356	609	1,016
18. Mark Fetter, 72-75	44	263	304	395	1,006

Scoring, Career

	TD	XP	FG	Pts.
1. George Rice, 51-53	21	0	0	126
2. Dennis Mosley, 76-79	18	0	0	108
3. Nick Quartaro, 74-76	0	55/57	17/38	106
4. Wilburn Hollis, 59-61	16	4	0	100
5. Earl Smith, 53-55	16	0	0	96
Tim Sullivan, 67-68, 70	16	0	0	96
7. Ed Podolak, 66-68	15	2	0	92
8. Bill Reichardt, 49-51	6	51/63	1	90
Bob Prescott, 56-58	4	60/73	2	90
Larry Lawrence, 68-69	15	0	0	90
11. Joe Williams, 60-61	14	0	0	84
Dennis Green, 68-70	14	0	0	84
13. Levi Mitchell, 69-71	13	2	0	80
14. Bill Green, 39-41	13	0	0	78
Jack Dittmer, 46-49	13	0	0	78
16. Bob Anderson, 65-67	0	32/32	15/32	77

Total Offense, Career

	Yards/ Rush	Yards/ Pass	Total Yards
1. Ed Podolak, 66-68	1,710	2,316	4,026
2. Gary Snook, 63-65	79	3,738	3,817
3. Larry Lawrence, 68-69	567	2,987	3,554
4. Randy Duncan, 56-58	104	2,615	2,719
5. Butch Caldwell, 72-76	1,061	1,651	2,712
6. Phil Suess, 77-80	48	2,196	2,244
7. Jerry Reichow, 53-55	850	1,327	2,177
8. Dennis Mosley, 76-79	2,133	0	2,133
9. Levi Mitchell, 69-71	1,927	0	1,927
10. Matt Szykowny, 60-62	-197	2,038	1,841

Passing, Career

	Att.	Comp.	Pct.	Yds.	TD
1. Gary Snook, 63-65	631	280	.443	3,738	20
2. Larry Lawrence, 68-69	395	201	.509	2,987	17
3. Randy Duncan, 56-58	328	186	.564	2,615	23
4. Ed Podolak, 66-68	398	172	.432	2,316	8
5. Phil Suess, 77-80	325	175	.538	2,196	12
6. Matt Szykowny, 60-62	290	155	.534	2,038	14
7. Tom McLaughlin, 75-77	296	123	.416	1,795	7
8. Al DiMarco, 47-48	261	113	.432	1,749	14

(Glenn Drahn threw 17 touchdown passes in 1948-50)

Yards Receiving, Career

	No.	Yds.	TD
1. Al Bream, 66-68	114	1,642	7
2. Karl Noonan, 63-65	102	1,478	4
3. Keith Chappelle, 79-80	86	1,377	9
4. Kerry Reardon, 68-70	81	1,361	11
5. Bill Schultz, 73-76	57	1,272	9
6. Barry Crees, 66-68	66	1,069	2
7. Cloyd Webb, 61-63	61	1,029	10
8. Jim Gibbons, 55-57	64	1,028	10

Kinnick Stadium Records

RUSHING

Times Carried—39 by Dennis Mosley (229 yards), Iowa vs Iowa State, 9/29/79

Yards Gained—286 by Ed Podolak (17 carries), Iowa vs Northwestern, 11/9/68

Touchdowns—5 by Mike Northington, Purdue, 11/3/73

PASSING

Attempts—49 by Gary Snook (26 comp., 310 yds.), Iowa vs Purdue, 10/24/64

Completions—27 by Mike Cilek (48 att., 316 yds.), Iowa vs Illinois, 11/25/67

Yards—316 by Mike Cilek (27 of 48), Iowa vs Illinois, 11/25/67

Touchdowns—5 by Fred Riddle (10 of 16, 155 yds.), Iowa vs Indiana, 10/12/63

Interceptions—7 by Gary Snook (14 of 37, 165 yds.), Iowa vs N.C. State, 11/20/65

TOTAL OFFENSE

Plays—58 by Scott Campbell (217 yds.), Purdue, 11/7/81

Yards—330 by Ed Podolak (52 plays), Iowa vs Oregon State, 9/30/67

TD's responsible for—5 by Fred Riddle (all passing), Iowa vs Indiana, 10/12/63; Nile Kinnick (3 rush, 2 pass), Iowa vs South Dakota, 9/30/39; Mike Northington (all rushing), Purdue, 11/3/73

PASS RECEIVING

Receptions—12 by Al Bream (160 yds.), Iowa vs Illinois, 11/25/67; Keith Chappelle (191 yds.), Iowa vs Illinois, 10/11/80

Yards—197 by Duane Gunn (6 rec.), Indiana, 10/10/81

Touchdowns—3 by Erwin Prasse, Iowa vs Indiana, 10/7/39; Emlen Tunnell, Iowa vs Indiana, 10/11/47

SCORING

Touchdowns—5 by Mike Northington, Purdue, 11/3/73

Extra Points—8 by Marcos Melendez (9 att.), Iowa vs Northwestern, 11/9/68

Field Goals—4 by Dave Holsclaw, Iowa vs Minnesota, 10/8/77; Jim Gallery, Minnesota, 10/24/81

Points—30 by Mike Northington, Purdue, 11/3/73

LONGEST PLAYS

Rush—96 by Ed Vincent, Iowa vs Purdue (TD), 11/6/54

Pass—82 Charlie Baggett to Kirk Gibson, Michigan State (TD), 11/22/75

Punt Return—94 by Bob Longley, Iowa vs Oregon (TD), 10/29/49

Kickoff Return—100 by Joe Williams, Iowa vs Notre Dame (TD), 11/25/61

Interception Return—95 by Eddie McGovern, Illinois (TD), 11/6/43

Fumble Return—84 by Dayton Perry, Iowa vs Purdue (TD), 10/22/60

Blocked Punt Return—66 by Jim Walker, Iowa vs Wisconsin (TD), 10/12/40

Punt—96 by George O'Brien, Wisconsin, 10/18/52

Field Goal—57 by Lee Pistor, Arizona, 9/24/77

Stadium Team Records

RUSHING

Times Carried—82 vs South Dakota, 10/5/40

Yards Gained—595 by Minnesota, 10/27/34

Touchdowns—7 vs Washington State, 10/3/53; by Purdue, 11/3/73

PASSING

Attempts—50 vs Purdue, 10/24/64

Completions—27 vs Illinois, 11/25/67

Yards—328 vs Utah State, 9/28/57

Touchdowns—5 vs Indiana, 10/12/63

Interceptions—7 vs North Carolina State, 11/25/65

TOTAL OFFENSE

Plays—104 by Notre Dame, 10/5/68

Yards—696 vs Washington State, 9/27/69

SCORING

Touchdowns—10 vs Utah State, 9/28/57

Extra Points—8 vs Utah State, 9/28/57; vs Northwestern, 11/9/68


Field Goals—4 vs Minnesota, 10/8/77; by Minnesota, 10/24/81

Points—70 vs Utah State, 9/28/57

MISCELLANEOUS

First Downs—36 vs Washington State, 9/27/69

Yards Penalized—145 by Notre Dame, 11/22/52



Kinnick Stadium

Homecoming Record

31-34-5

1912 Wisconsin	L 10-28	1936 Illinois	T 0-0	1960 Purdue	W 21-14
1913 Iowa State	W 45-7	1937 Minnesota	L 10-35	1961 Wisconsin	W 47-15
1914 Minnesota	L 0-7	1938 Wisconsin	L 13-31	1962 Purdue	L 3-26
1915 Iowa State	L 0-16	1939 Minnesota	W 13-9	1963 Indiana	W 37-26
1916 Nebraska	L 17-34	1940 Purdue	L 6-21	1964 Purdue	L 14-19
1917 Iowa State	W 6-3	1941 Indiana	W 13-7	1965 Purdue	L 13-17
1918 Minnesota	W 6-0	1942 Wisconsin	W 6-0	1966 Northwestern	L 15-24
1919 Iowa State	W 10-0	1943 Illinois	L 10-19	1967 Purdue	L 22-41
1920 Minnesota	W 28-7	1944 Purdue	L 7-26	1968 Indiana	L 34-38
1921 Illinois	W 28-14	1945 Wisconsin	L 7-27	1969 Mich. State	W 19-18
1922 Minnesota	W 28-14	1946 Illinois	L 0-7	1970 Purdue	L 3-24
1923 Illinois	L 6-9	1947 Indiana	W 27-14	1971 Northwestern	L 3-28
1924 Minnesota	W 13-0	1948 Purdue	L 13-20	1972 Mich. State	T 6-6
1925 Illinois	W 12-10	1949 Indiana	W 35-9	1973 Minnesota	L 23-31
1926 Minnesota	L 0-41	1950 Purdue	W 33-21	1974 Northwestern	W 35-10
1927 Illinois	L 0-14	1951 Michigan	L 0-21	1975 Minnesota	L 7-31
1928 Minnesota	W 7-6	1952 Ohio State	W 8-0	1976 Indiana	L 7-14
1929 Illinois	T 7-7	1953 Indiana	W 19-13	1977 Ohio State	L 6-27
1930 Penn State	W 19-0	1954 Purdue	W 25-14	1978 Purdue	L 7-34
1931 Indiana	T 0-0	1955 Purdue	T 20-20	1979 Minnesota	L 7-24
1932 Minnesota	L 6-21	1956 Michigan	L 14-17	1980 Northwestern	W 25-3
1933 Wisconsin	W 26-7	1957 Wisconsin	W 21-7	1981 Indiana	W 42-28
1934 Minnesota	L 12-48	1958 Northwestern	W 26-20		
1935 Minnesota	L 6-13	1959 Mich. State	W 37-8		

Best Attendance Years

HOME GAMES			
Year	Games	Total	Average
1981	6	360,381	60,064
1980	6	359,750	59,958
1979	6	358,245	59,708
1961	5	290,250	58,050
1963	4	230,200	57,550
1962	5	281,216	56,212
1959	5	279,400	55,880
1958	6	329,673	54,912
1977	7	377,410	53,916
1976	5	267,327	53,465
1975	6	320,690	53,448
1964	5	266,391	53,278
1978	6	319,289	53,214
1960	5	264,100	52,820
1965	5	263,700	52,740
1956	6	306,478	51,079
1957	4	203,709	50,927
1955	4	201,072	50,268
1969	6	301,287	50,218

ALL GAMES			
Year	Games	Total	Average
1981	12*	801,550	66,796
1958	10*	630,262	63,026
1979	11	674,581	61,326
1980	11	668,008	60,728
1955	9	545,025	60,558
1977	11	651,869	59,261
1963	8	463,096	57,887
1959	9	518,894	57,655
1961	9	516,360	57,373
1960	9	506,590	56,288
1976	11	614,382	55,853
1957	9	500,856	55,651
1954	9	491,608	54,623
1947	9	487,752	54,195
1978	11	595,281	54,116
1964	9	483,697	53,744
1956	10*	534,550	53,455
1962	9	478,828	53,203
1974	11	571,185	51,926
1971	11	569,876	51,807
1965	10	513,198	51,319
1950	9	456,473	50,719
1967	10	506,550	50,655

*Rose Bowl included

Largest Home Crowds

(60,000 or more)

Year	Att.	Opponent	Score
1981	60,160	Nebraska	W 10-7
1961	60,150	Wisconsin	W 47-15
1980	60,145	Iowa State	L 7-10
1981	60,114	Purdue	W 33-7
1981	60,103	Michigan St.	W 36-7
1961	60,100	Minnesota	L 9-16
1962	60,100	Purdue	L 3-26
1979	60,100	Iowa State	W 30-14
1978	60,075	Iowa State	L 0-31
1977	60,070	Ohio State	L 6-27
1979	60,055	Nebraska	L 21-24
1979	60,050	Minnesota	L 7-24
1981	60,004	UCLA	W 20-7
1981	60,000	Indiana	W 42-28
1981	60,000	Minnesota	L 10-12

Largest Road Crowds

(85,000 or more)

Year	Att.	Site	Opponent	Score
1981	105,915	Ann Arbor	Michigan	W 9-7
1981	105,611	Pasadena	Washington	L 0-28
1977	104,617	Ann Arbor	Michigan	L 6-23
1959	98,297	Pasadena	California	W 38-12
1957	97,126	Pasadena	Oregon State	W 35-19
1947	90,910	Los Angeles	UCLA	L 7-22
1957	90,478	Ann Arbor	Michigan	T 21-21
1979	87,835	Columbus	Ohio State	L 7-34
1975	87,826	Columbus	Ohio State	L 0-49
1978	87,586	Columbus	Ohio State	L 7-31
1973	87,447	Columbus	Ohio State	L 13-55





Series Scores

Arizona (2-5)		*1950 L	7-21	1952 L	13-20	1914 W	26-6	*1972 L	0-31
		1951 L	13-40	*1953 W	19-13	*1915 L	0-16	*1973 L	7-31
*1966 W	31-20	*1952 L	13-33	1954 W	27-14	1916 W	19-16	1974 L	7-24
*1969 W	31-19	*1967 L	19-21	*1955 W	20-6	*1917 W	6-3	1977 L	6-23
1970 L	10-17	1968 W	37-13	1956 W	27-0	*1918 W	21-0	*1978 L	0-34
*1973 L	20-23	1969 W	40-0	1957 W	47-7	*1919 W	10-0	1981 W	9-7
*1977 L	7-41	*1970 W	22-16	*1958 W	34-13	1920 W	14-10	Michigan State (8-10-1)	
1978 L	3-23	1971 L	0-31	*1961 W	27-8	*1933 W	27-7	*1953 L	7-21
*1980 L	3-5	*1972 W	15-14	1962 W	14-10	1934 L	6-31	*1954 W	14-10
Illinois (15-29-2)		1973 L	0-50	*1963 W	37-26	*1977 W	12-10	*1959 W	37-8
1899 W	58-0	*1974 W	14-12	1964 W	21-20	*1978 L	0-31	1960 W	27-15
*1901 L	0-27	*1975 L	12-27	1965 L	17-21	*1979 W	30-14	*1965 L	0-35
1902 L	0-80	1976 L	6-24	*1966 W	20-19	*1980 L	7-10	1966 L	7-56
*1903 W	12-0	*1979 W	13-7	1967 L	17-21	1981 L	12-23	*1969 W	19-18
1904 L	0-29	*1980 L	14-20	*1968 L	34-38	Michigan (5-25-3)		1970 L	0-37
*1907 W	25-12	1981 L	7-24	1969 W	28-17	1900 W	28-5	1971 L	3-34
1908 L	0-22	Indiana (26-19-4)		*1970 W	42-13	1901 L	0-50	*1972 T	6-6
*1918 L	0-19	1912 W	13-6	*1971 L	7-14	1902 L	0-107	*1973 L	6-15
1919 L	7-9	*1913 W	60-0	1972 L	8-16	*1923 L	3-9	1974 L	21-60
1920 L	3-20	1920 W	17-7	*1975 W	20-10	1924 W	9-2	*1975 L	23-27
*1921 W	14-2	*1921 W	41-0	*1976 L	7-14	1928 L	7-10	1976 W	30-17
1922 W	8-7	*1931 T	0-0	*1977 L	21-24	1929 T	0-0	*1977 L	16-22
*1923 L	6-9	1932 L	0-12	1978 L	14-34	1933 L	6-10	1978 L	7-42
1924 L	0-36	1934 T	0-0	*1979 L	26-30	*1937 L	6-7	*1979 W	33-23
*1925 W	12-10	*1935 T	6-6	*1980 W	16-7	1939 L	7-27	1980 W	41-0
1926 L	6-13	1936 L	6-13	*1981 W	42-28	1941 L	0-6	*1981 W	36-7
*1927 L	0-14	*1937 L	0-3	Iowa State (18-11)		1942 L	14-28	Minnesota (22-51-2)	
*1929 T	7-7	1938 L	3-7	*1894 L	8-16	1946 L	7-14	*1891 L	4-42
1935 W	19-0	*1939 W	32-29	*1895 L	0-24	*1951 L	0-21	1901 L	0-16
*1936 T	0-0	1940 L	6-10	*1897 L	0-6	1953 L	13-14	*1902 L	0-34
*1940 W	18-7	*1941 W	13-7	*1899 W	5-0	1954 L	13-14	1903 L	0-75
1941 W	21-0	1942 W	14-13	*1901 W	12-0	1955 L	21-33	*1904 L	0-11
*1942 L	7-12	*1943 T	7-7	*1902 W	12-6	*1956 L	14-17	1905 L	0-39
*1943 L	10-19	1944 L	0-32	*1904 W	10-6	1957 T	21-21	1909 L	0-41
1944 L	6-40	*1945 L	20-52	1905 W	8-0	1958 W	37-14	*1911 L	6-24
1945 L	7-48	1946 W	13-0	*1906 L	0-2	1961 L	14-23	1912 L	7-56
*1946 L	0-7	*1947 W	27-14	1907 L	14-20	*1962 W	28-14	*1914 L	0-7
*1947 L	12-35	1948 L	0-7	*1909 W	16-0	1963 T	21-21	1915 L	13-51
1948 L	0-14	*1949 W	35-9	1910 W	2-0	*1964 L	20-34	1916 L	0-67
*1949 L	14-20	1950 L	7-20	*1911 L	0-9	*1969 L	6-51	*1918 W	6-0
				1912 W	20-7	1970 L	0-55		
				*1913 W	45-7	1971 L	7-63		

1919 W	9-6	*1977 W	18-6	1917 L	14-25	1939 W	4-0	*1933 W	26-7	
*1920 W	28-7	1978 L	20-22	*1918 W	23-7	*1940 L	6-21	1937 L	6-13	
1921 W	41-7	*1979 L	7-24	1919 W	14-7	*1941 L	6-7	*1938 L	13-31	
*1922 W	28-14	1980 L	6-24	*1920 W	20-0	*1942 W	13-7	1939 W	19-13	
1923 L	7-20	*1981 L	10-12	1921 W	14-0	1943 L	7-28	*1940 W	30-12	
*1924 W	13-0			*1922 W	37-3	*1944 L	7-26	1941 L	0-23	
1925 L	0-33	Nebraska			1923 W	17-14	1945 L	0-40	*1942 W	6-0
*1926 L	0-41	(12-23-3)			*1926 L	6-13	*1946 W	16-0	*1943 L	5-7
1927 L	0-38	1891 W	22-0	1927 L	0-12	1947 L	0-21	1944 L	7-26	
*1928 W	7-6	1892 T	10-10	*1931 L	0-19	*1948 L	13-20	*1945 L	7-2	
*1929 W	9-7	1893 L	18-20	1932 L	6-44	1949 W	21-7	1946 W	21-7	
1931 L	0-34	1894 L	0-36	1933 W	7-0	*1950 W	33-21	1947 L	14-46	
*1932 L	6-21	1895 L	0-6	1934 W	20-7	1951 L	30-34	*1948 W	19-13	
1933 L	7-19	1896 W	6-0	1935 T	0-0	1952 L	14-41	1949 L	13-35	
*1934 L	12-48	T	0-0	1936 L	7-18	1953 W	26-0	*1950 L	0-14	
*1935 L	6-13	1897 L	0-6	1939 T	7-7	*1954 W	25-14	1951 L	7-34	
1936 L	0-52	1898 W	6-5	*1949 W	28-21	*1955 T	20-20	*1952 L	13-42	
*1937 L	10-35	1899 W	30-0	1952 W	39-14	1956 W	21-20	1953 L	6-10	
1938 L	0-28	*1903 L	6-17	1957 W	6-0	1959 L	7-14	*1954 W	13-7	
*1939 W	13-9	1904 L	12-17	*1958 W	26-20	*1960 W	21-14	1955 L	14-37	
1940 L	6-34	*1908 L	8-11	*1959 L	10-14	1961 L	0-9	*1956 W	13-7	
*1941 L	13-34	1909 T	6-6	1960 W	42-0	*1962 L	3-26	*1957 W	21-7	
1942 L	7-27	1913 L	0-12	1965 L	0-9	1963 L	0-14	1958 W	20-9	
1943 L	14-33	*1914 L	7-16	*1966 L	15-24	*1964 L	14-19	1959 L	16-25	
*1944 L	0-46	1915 L	7-51	1967 L	24-39	*1965 L	14-17	*1960 W	28-21	
*1945 W	20-19	*1916 L	17-34	*1968 W	68-34	1966 L	0-35	*1961 W	47-15	
1946 L	6-16	1917 L	0-47	*1971 L	3-28	*1967 L	22-41	1962 L	14-42	
*1947 W	13-7	1918 W	12-0	1972 W	23-12	1968 L	14-44	*1963 L	7-10	
*1948 L	21-28	*1919 W	18-0	1973 L	15-31	1969 L	31-35	1964 L	21-31	
1949 L	7-55	*1930 W	12-7	*1974 W	35-10	*1970 L	3-24	1965 L	13-16	
1950 W	13-0	1931 L	0-7	1975 W	24-21	1971 L	13-45	*1966 L	0-7	
*1951 T	20-20	*1932 L	13-14	*1976 W	13-10	*1972 L	0-24	1967 T	21-21	
1952 L	7-17	1933 L	6-7	*1977 W	24-0	*1973 L	23-48	*1968 W	41-0	
*1953 W	27-0	1934 L	13-14	*1978 W	20-3	1974 L	14-38	1969 L	17-23	
1954 L	20-22	1937 L	0-28	1979 W	58-6	1975 L	18-19	*1970 W	24-14	
*1955 W	26-0	*1938 L	0-14	*1980 W	25-3	*1976 L	0-21	*1971 W	20-16	
1956 W	7-0	1940 L	6-14	1981 W	64-0	1977 L	21-34	1972 L	14-16	
*1957 W	44-20	1941 L	13-14			*1978 L	7-34	1973 L	7-35	
1958 W	28-6	*1942 W	27-0	Purdue			*1979 L	14-20	*1974 L	15-28
*1959 W	33-0	1943 W	33-13	(17-39-2)			1980 L	13-58	*1975 W	45-28
1960 L	10-27	*1944 W	27-6	*1910 W	16-0	*1981 W	33-7	1976 L	21-38	
*1961 L	9-16	1945 L	6-13	1911 W	11-0			1977 W	24-8	
1962 L	0-10	*1946 W	21-7	1915 L	13-19	Wisconsin			*1978 W	38-24
*1963 W	27-13	*1979 L	21-24	*1916 W	24-6	(24-34-1)			1979 W	24-13
1964 L	13-14	1980 L	0-57	1921 W	13-6	1894 L	0-44	*1980 W	22-13	
*1965 L	3-14	*1981 W	10-7	*1922 W	56-0	1906 L	4-18	1981 W	17-7	
1966 L	0-17			*1923 W	7-0	*1907 L	5-6			
*1967 L	0-10	Northwestern			1929 L	0-7	1911 L	0-12	*at Iowa City	
1968 W	35-28	(28-14-3)			*1930 L	0-20	*1912 L	10-28		
*1969 L	8-35	1897 W	12-6	1931 L	0-22	1917 L	0-20			
1970 T	14-14	1900 T	5-5	*1932 L	0-18	1924 W	21-7			
*1971 L	14-19	1910 L	5-10	1933 W	14-6	*1925 L	0-6			
1972 L	14-43	*1911 W	6-0	*1934 L	6-13	1926 L	10-20			
*1973 L	23-31	1913 W	78-6	1935 L	6-12	1927 W	16-0			
1974 L	17-23	1914 W	27-0	*1936 L	0-13	*1928 L	0-13			
*1975 L	7-31	*1915 W	9-6	1937 L	0-13	1929 W	14-0			
1976 W	22-12	1916 L	13-20	*1938 T	0-0	1932 L	0-34			

All-Time Opponents

Opponent	First Game	W	L	T	Opponent	First Game	W	L	T
Air Force	1958	0	0	1	Minnesota	1891	22	51	2
Arkansas	1925	1	0	0	Missouri	1892	5	7	0
Arizona	1966	2	5	0	Monmouth	1905	4	0	0
Augustana	1894	2	0	0	Montana	1954	1	0	0
Berg AAF	1945	1	0	0	Morningside	1908	4	0	0
Boston U.	1948	1	0	0	Nebraska	1891	12	23	3
Bradley Tech.	1930	5	0	0	N.C. State	1965	0	1	0
Butler	1924	1	0	0	North Dakota	1926	1	0	0
California	1958	3	0	0	N.D. State	1946	2	0	0
Camp Dodge	1918	0	0	1	Northwestern	1897	28	14	3
Camp Grant	1942	1	0	0	Notre Dame	1921	8	13	3
Carleton	1936	1	0	0	Ohio State	1922	10	29	2
Carroll	1926	2	0	0	Oklahoma	1979	0	1	0
Centenary	1930	0	1	0	Oklahoma State	1923	1	1	0
Chicago	1894	3	9	2	Oregon	1949	1	0	0
Coe	1892	9	0	0	Oregon State	1956	7	5	0
Colgate	1935	1	1	0	P & S	1897	0	1	0
Colo. Teachers	1926	1	0	0	Parsons	1895	1	0	0
Cornell	1891	13	1	0	Penn College	1895	2	0	0
Denver	1927	1	0	0	Penn State	1930	2	5	0
Denver A.C.	1893	0	1	0	Pittsburgh	1931	1	2	0
Des Moines	1905	1	0	0	Purdue	1910	17	39	2
D.M. YMCA	1896	1	0	0	Ripon	1928	1	0	0
Detroit	1930	1	0	0	Rush	1898	1	1	0
Doane	1895	0	1	0	St. Louis	1905	2	1	0
Drake	1896	11	3	0	Simpson	1898	4	0	0
Geo. Wash.	1931	1	1	0	South Dakota	1917	8	0	0
Great Lakes	1917	0	4	0	S.E. Oklahoma	1924	1	0	0
Grinnell	1889	11	5	1	Southern Cal	1925	2	6	0
Hawaii	1956	1	0	0	Syracuse	1975	1	1	0
Idaho	1964	1	0	0	Temple	1936	1	0	0
Illinois	1899	15	29	2	Texas A&M	1931	0	1	0
Indiana	1912	26	19	4	TCU	1958	2	1	0
Iowa Preflight	1943	0	2	0	UCLA	1938	3	5	0
Iowa State	1894	18	11	0	Upper Iowa	1898	2	0	0
Iowa Teachers	1898	10	1	0	Utah	1978	0	1	0
Iowa Wesleyan	1898	1	0	0	Utah State	1957	1	0	0
Kansas	1891	4	6	0	Wabash	1925	2	0	0
Kansas State	1951	3	0	0	Washington	1937	2	2	0
Knox	1892	6	0	1	Wash. State	1953	3	1	1
Lawrence	1924	1	0	0	Wash. (Mo.)	1902	4	0	0
Luther	1893	1	0	0	Wilton	1896	2	0	0
Marquette	1930	1	1	0	Wisconsin	1894	24	34	1
Miami (Fla.)	1950	0	2	0	Wyoming	1953	1	0	0
Michigan	1900	5	25	3	Yale	1922	1	0	0
Michigan State	1953	8	10	1					

Television Appearances

Televised games bring out the best in Iowa football teams. The Hawkeyes have a record of 20-8-1 on TV, and during one stretch (1955

to 1959) went ten games without defeat. In national appearances the record is 9-3-1, in regional appearances, 11-5.

Oct. 24, 1953, Iowa City (N)
Iowa 19, Indiana 13
Sept. 25, 1954, Iowa City (N)
Iowa 14, Michigan State 10
Oct. 29, 1955, Ann Arbor (N)
Michigan 33, Iowa 21
Nov. 5, 1955, Iowa City (R)
Iowa 26, Minnesota 0
Sept. 29, 1956, Bloomington (R)
Iowa 27, Indiana 0
Nov. 10, 1956, Minneapolis (N)
Iowa 7, Minnesota 0
Jan. 1, 1957, Rose Bowl (N)
Iowa 35, Oregon State 19
Nov. 2, 1957, Ann Arbor (N)
Iowa 21, Michigan 21
Nov. 23, 1957, South Bend (R)
Iowa 21, Notre Dame 13
Oct. 18, 1958, Madison (R)
Iowa 20, Wisconsin 9

Nov. 22, 1958, Iowa City (N)
Iowa 31, Notre Dame 21
Jan. 1, 1959, Rose Bowl (N)
Iowa 38, California 12
Oct. 10, 1959, Iowa City (R)
Iowa 37, Michigan State 8
Oct. 24, 1959, Lafayette (N)
Purdue 14, Iowa 7
Oct. 15, 1960, Iowa City (R)
Iowa 28, Wisconsin 21
Nov. 12, 1960, Iowa City (N)
Iowa 35, Ohio State 12
Oct. 7, 1961, Los Angeles (N)
Iowa 35, Southern Cal. 34
Nov. 11, 1961, Iowa City (R)
Minnesota 16, Iowa 9
Oct. 3, 1964, Iowa City (R)
Iowa 28, Washington 18
Sept. 25, 1965, Portland (N)
Iowa 27, Oregon State 7

Nov. 6, 1965, Iowa City (R)
Michigan State 35, Iowa 0
Oct. 25, 1969, Iowa City (R)
Iowa 19, Michigan State 18
Nov. 8, 1969, Bloomington (R)
Iowa 28, Indiana 17
Sept. 25, 1971, Iowa City (R)
Penn State 44, Iowa 14
Sept. 17, 1977, Iowa City (R)
Iowa 12, Iowa State 10
Oct. 28, 1978, Iowa City (R)
Purdue 34, Iowa 7
Oct. 24, 1981, Iowa City (R)
Minnesota 12, Iowa 10
Nov. 14, 1981, Madison (R)
Iowa 17, Wisconsin 7
Jan. 1, 1982, Rose Bowl (N)
Washington 28, Iowa 0

N—national, R—regional

Five-Year Coaches

Since Iowa started playing football in 1889, ten men have coached the Hawkeyes five or more seasons. They are listed here by winning percentage.

NAME	SEASONS	W	L	T	PCT
Alden Knipe	5 (1898-1902)	29	11	4	.725
Howard Jones	8 (1916-23)	42	17	1	.712
Forest Evashevski	9 (1952-60)	52	27	4	.658
Jess Hawley	6 (1910-15)	24	18	0	.571
Burt Ingwersen	8 (1924-31)	33	27	4	.550
Eddie Anderson	8 (1939-42; 46-49)	35	33	2	.515
Ossie Solem	5 (1932-36)	15	21	4	.417
Jerry Burns	5 (1961-65)	16	27	2	.372
Ray Nagel	5 (1966-70)	16	32	2	.333
Bob Commings	5 (1974-78)	18	37	0	.327

Iowa in the Top Ten

Since the wire services began running polls 35 years ago, Iowa has ranked among the nation's top ten a half-dozen times. Additionally, the Hawkeyes were named national champions by the Football Writers Association in 1958. Here is the way Iowa has been ranked by the Associated Press and United Press International:

1939—No. 9 by both wire services.

1953—No. 9 by both wire services.

1956—No. 3 by both wire services.

1957—No. 5 by UPI, No. 6 by AP.

1958—No. 2 by both wire services.

1960—No. 2 by UPI, No. 3 by AP.

Scores by Years

*at Iowa City

1889 (0-1-0)

GrinnellL 0-24

1890 (1-1-0)

Grinnell*L 6-11

Iowa WesleyanW 91-0

1891 (3-2-0)

Cornell*W 64-6

Minnesota*L 4-42

GrinnellL 4-6

NebraskaW 22-0

KansasW 18-14

1892 (3-2-1)

Knox*W 44-0

CoeW 48-0

KansasL 4-24

MissouriL 0-22

NebraskaT 10-10

Grinnell*W 18-12

1893 (3-4-0)

CoeW 56-0

Denver A.C.L 0-58

Luther*W 32-0

KansasL 24-35

GrinnellL 14-36

Missouri*W 34-12

NebraskaL 18-20

1894 (4-4-1)

Iowa State*L 8-16

CornellW 60-0

AugustanaW 34-0

ChicagoT 18-18

WisconsinL 0-44

Kansas*W 14-12

Grinnell*W 6-0

MissouriL 6-32

NebraskaL 0-36

1895 (2-5-0)

Doane*L 0-10

ParsonsW 28-0

Iowa State*L 0-24

KansasL 0-54

MissouriL 0-34

NebraskaL 0-6

Penn CollegeW 14-12

1896 (7-1-1)

Drake*W 32-0

ChicagoL 0-6

Kansas*W 6-0

Wilton*W 27-0

MissouriW 12-0

GrinnellW 15-6

DM (YMCA)W 34-0

NebraskaT 0-0

NebraskaW 6-0

1897 (4-4-0)

Wilton*W 22-4

NorthwesternW 12-6

P. and S.*L 0-14

KansasL 0-56

Iowa State*L 0-6

DrakeW 16-0

Grinnell*W 16-12

NebraskaL 0-6

1898 (3-4-2)

KnoxT 0-0

ChicagoL 0-36

Drake*L 5-18

Upper Iowa*W 23-5

RushL 11-15

Iowa TeachersL 5-11

GrinnellT 5-5

Simpson*W 12-0

NebraskaW 6-5

1899 (8-0-1)

Iowa Teachers*W 22-0

ChicagoT 5-5

Penn*W 35-0

Rush*W 17-0

Iowa State*W 5-0

NebraskaW 30-0

Grinnell*W 16-0

KnoxW 33-0

IllinoisW 58-0

1900 (7-0-1)

Upper Iowa*W 57-0

Iowa Teachers*W 68-0

Simpson*W 47-0

Drake*W 26-0

ChicagoW 17-0

MichiganW 28-5

Grinnell*W 63-2

NorthwesternT 5-5

1901 (6-3-0)

Iowa Teachers*W 16-0

DrakeW 6-5

Iowa State*W 12-0

MinnesotaL 0-16

Coe*W 11-0

Knox*W 23-6

Illinois*L 0-27

Grinnell*W 17-11

MichiganL 0-50

1902 (5-4-0)

Iowa Teachers*W 26-5

DrakeW 12-0

SimpsonW 10-0

Minnesota*L 0-34

Iowa State*W 12-6

MichiganL 0-107

Wash., Mo.W 61-0

MissouriL 0-6

IllinoisL 0-80

1903 (9-2-0)

Cornell*W 6-0

Coe*W 16-0

Iowa Teachers*W 29-0

Drake*W 22-6

MinnesotaL 0-75

GrinnellW 17-0

Nebraska*L 6-17

Simpson*W 35-2

MissouriW 16-0

Illinois*W 12-0

Wash., Mo.W 12-2

1904 (7-4-0)

Coe*W 17-0

Augustana*W 33-2

Cornell*W 88-0

DrakeW 17-0

ChicagoL 0-39

Iowa Teachers*W 11-5

Iowa State*W 10-6

NebraskaL 12-17

Grinnell*W 69-0

IllinoisL 0-29

MinnesotaL 0-11

1905 (8-2-0)

Coe*W 27-0

Monmouth*W 40-0

ChicagoL 0-42

MinnesotaL 0-39

Iowa Teachers*W 41-5

Grinnell*W 46-0

Des Moines*W 72-0

Drake*W 44-0

Iowa StateW 8-0

St. LouisW 31-0

1906 (2-3-0)

Missouri*W 24-4

WisconsinL 4-18

Coe*W 15-12

Iowa State*L 0-2

St. LouisL 0-39

1907 (3-2-0)

Missouri*	W	21-6
Drake	W	25-4
Wisconsin*	L	5-6
Illinois*	W	25-12
Iowa State	L	14-20

1908 (2-5-0)

Coe*	W	92-0
Missouri	L	5-10
Morningside	W	16-0
Nebraska*	L	8-11
Illinois	L	0-22
Drake*	L	6-12
Kansas*	L	5-10

1909 (2-4-1)

Minnesota	L	0-41
Cornell*	W	3-0
Nebraska	T	6-6
Missouri*	L	12-13
Drake	L	14-17
Iowa State*	W	16-0
Kansas	L	7-20

1910 (5-2-0)

Morningside*	W	12-0
Northwestern	L	5-10
Missouri	L	0-5
Purdue*	W	16-0
Iowa State	W	2-0
Drake*	W	21-0
Wash., Mo.	W	38-0

1911 (3-4-0)

Morningside	W	11-5
Cornell	L	0-3
Minnesota*	L	6-24
Wisconsin	L	0-12
Purdue	W	11-0
Iowa State*	L	0-9
Northwestern*	W	6-0

1912 (4-3-0)

Iowa Teachers*	W	35-7
Cornell*	W	31-0
Chicago	L	14-34
Minnesota	L	7-56
Indiana	W	13-6
Iowa State	W	20-7
Wisconsin*	L	10-28

1913 (5-2-0)

Iowa Teachers*	W	45-3
Cornell*	W	76-0
Chicago	L	6-23
Northwestern	W	78-6
Indiana*	W	60-0
Iowa State*	W	45-7
Nebraska	L	0-12

1914 (4-3-0)

Iowa Teachers*	W	95-0
Cornell*	W	49-0
Chicago	L	0-7
Minnesota*	L	0-7
Northwestern	W	27-0
Iowa State	W	26-6
Nebraska*	L	7-16

1915 (3-4-0)

Cornell	W	33-0
Morningside	W	17-6
Northwestern*	W	9-6
Minnesota	L	13-51
Purdue	L	13-19
Iowa State*	L	0-16
Nebraska	L	7-51

1916 (4-3-0)

Cornell*	W	31-6
Grinnell*	W	17-7
Purdue*	W	24-6
Minnesota	L	0-67
Northwestern	L	13-20
Iowa State	W	19-16
Nebraska*	L	17-34

1917 (3-5-0)

Cornell*	W	22-13
Nebraska	L	0-47
Grinnell*	L	0-10
Wisconsin	L	0-20
Great Lakes	L	14-23
South Dakota*	W	35-0
Northwestern	L	14-25
Iowa State*	W	6-3

1918 (6-2-1)

Great Lakes*	L	0-10
Nebraska	W	12-0
Coe*	W	27-0
Cornell*	W	34-0
Illinois*	L	0-19
Minnesota*	W	6-0
Iowa State*	W	21-0
Northwestern*	W	23-7
Camp Dodge	T	0-0

1919 (5-2-0)

Nebraska*	W	18-0
Illinois	L	7-9
Minnesota	W	9-6
South Dakota*	W	26-13
Northwestern	W	14-7
Chicago	L	6-9
Iowa State*	W	10-0

1920 (5-2-0)

Indiana	W	14-7
Cornell*	W	63-0
Illinois	L	3-20
Chicago	L	0-10
Northwestern*	W	20-0
Minnesota*	W	28-7
Iowa State	W	14-10

1921 (7-0-0)

Knox*	W	52-14
Notre Dame*	W	10-7
Illinois*	W	14-2
Purdue	W	13-6
Minnesota	W	41-7
Indiana*	W	41-0
Northwestern	W	14-0

1922 (7-0-0)

Knox*	W	61-0
Yale	W	6-0
Illinois	W	8-7
Purdue*	W	56-0
Minnesota*	W	28-14
Ohio State	W	12-9
Northwestern*	W	37-3

1923 (5-3-0)

Knox*	W	44-3
Okl. A&M*	W	20-0
Purdue*	W	7-0
Illinois*	L	6-9
Ohio State	W	20-0
Michigan*	L	3-9
Minnesota	L	7-20
Northwestern	W	17-14

1924 (6-1-1)

SE Okla.*	W	43-0
Ohio State*	T	0-0
Lawrence*	W	13-5
Minnesota*	W	13-0
Illinois	L	0-36
Butler*	W	7-0
Wisconsin	W	21-7
Michigan*	W	9-2

1925 (5-3-0)

Arkansas*	W	25-0
St. Louis*	W	41-0
Illinois*	W	12-10
Ohio State	W	15-0
Wabash*	W	28-7
Wisconsin*	L	0-6
Minnesota	L	0-33
Southern Cal	L	0-18

1926 (3-5-0)

Colo. Teachers*	W	24-0
North Dakota*	W	40-7
Illinois	L	6-13
Ohio State	L	6-23
Carroll*	W	21-0
Minnesota*	L	0-41
Wisconsin	L	10-20
Northwestern	L	6-13

1927 (4-4-0)

Monmouth*	W	32-6
Ohio State*	L	6-13
Wabash*	W	38-0
Minnesota	L	0-38
Denver*	W	15-0
Illinois*	L	0-14
Wisconsin	W	16-0
Northwestern	L	0-12

1928 (6-2-0)

Monmouth*	W	26-0
Chicago	W	13-0
Ripon*	W	61-6
Minnesota*	W	7-6
South Dakota*	W	19-0
Ohio State	W	14-7
Wisconsin*	L	0-13
Michigan	L	7-10

1929 (4-2-2)

Carroll*	W	46-0
Monmouth*	W	46-0
Ohio State	L	6-7
Illinois*	T	7-7
Wisconsin	W	14-0
Minnesota*	W	9-7
Purdue	L	0-7
Michigan	T	0-0

1930 (4-4-0)

Bradley Tech*	W	38-12
Okl. A&M*	L	0-6
Centenary*	L	12-19
Purdue*	L	0-20
Detroit	W	7-3
Marquette	L	0-7
Penn State*	W	19-0
Nebraska*	W	12-7

1931 (1-6-1)

Pittsburgh*	L	0-20
Texas A&M	L	0-29
Indiana*	T	0-0
Minnesota	L	0-34
G. Washington*	W	7-0
Nebraska	L	0-7
Purdue	L	0-22
Northwestern*	L	0-19

1932 (1-7-0)

Bradley Tech*	W	31-7
Wisconsin	L	0-34
Indiana	L	0-12
Minnesota*	L	6-21
G. Washington	L	6-21
Nebraska*	L	13-14
Purdue*	L	0-18
Northwestern	L	6-44

1933 (5-3-0)

Northwestern	W	7-0
Bradley Tech*	W	38-0
Wisconsin*	W	26-7
Minnesota	L	7-19
Iowa State*	W	27-7
Michigan	L	6-10
Purdue	W	14-6
Nebraska	L	6-7

1934 (2-5-1)

South Dakota*	W	34-0
Northwestern	W	20-7
Nebraska	L	13-14
Iowa State	L	6-31
Minnesota*	L	12-48
Indiana	T	0-0
Purdue*	L	6-13
Ohio State	L	7-40

1935 (4-2-2)

Bradley Tech*	W	26-0
South Dakota*	W	47-2
Colgate*	W	12-6
Illinois	W	19-0
Indiana*	T	6-6
Minnesota*	L	6-13
Purdue	L	6-12
Northwestern	T	0-0

1936 (3-4-1)

Carleton*	W	14-0
Northwestern	L	7-18
South Dakota*	W	33-7
Illinois*	T	0-0
Indiana	L	6-13
Minnesota	L	0-52
Purdue*	L	0-13
Temple	W	25-0

1937 (1-7-0)

Washington	L	0-14
Bradley Tech*	W	14-7
Wisconsin	L	6-13
Michigan*	L	6-7
Purdue	L	0-13
Minnesota*	L	10-35
Indiana*	L	0-3
Nebraska	L	0-28

1938 (1-6-1)

UCLA		
Wisconsin*	L	3-27
Chicago	L	13-31
Colgate*	W	27-14
Purdue*	L	0-14
Minnesota	T	0-0
Indiana	L	0-28
Nebraska*	L	3-7
	L	0-14

1939 (6-1-1)

South Dakota*	W	41-0
Indiana*	W	32-29
Michigan	L	7-27
Wisconsin	W	19-13
Purdue	W	4-0
Notre Dame*	W	7-6
Minnesota*	W	13-9
Northwestern	T	7-7

1940 (4-4-0)

South Dakota*	W	46-0
Wisconsin*	W	30-12
Indiana	L	6-10
Minnesota	L	6-34
Purdue*	L	6-21
Nebraska	L	6-14
Notre Dame	W	7-0
Illinois*	W	18-7

1941 (3-5-0)

Drake*	W	25-8
Michigan	L	0-6
Wisconsin	L	0-23
Purdue	L	6-7
Indiana*	W	13-7
Illinois	W	21-0
Minnesota*	L	13-34
Nebraska	L	13-14

1942 (6-4-0)

Wash., Mo.*	W	26-7
Nebraska*	W	27-0
Great Lakes*	L	0-25
Camp Grant*	W	33-16
Illinois*	L	7-12
Indiana	W	14-13
Purdue*	W	13-7
Wisconsin*	W	6-0
Minnesota	L	7-27
Michigan	L	14-28

1943 (1-6-1)

Great Lakes	L	7-21
Wisconsin*	L	5-7
Iowa Preflight*	L	0-25
Indiana*	T	7-7
Purdue	L	7-28
Illinois*	L	10-19
Minnesota	L	14-33
Nebraska	W	33-13

1944 (1-7-0)

Ohio State	L	0-34
Illinois	L	6-40
Purdue*	L	7-26
Indiana	L	0-32
Nebraska*	W	27-6
Wisconsin	L	7-26
Minnesota*	L	0-46
Iowa Preflight*	L	6-30

1945 (2-7-0)

Berg AAF*	W	14-13
Ohio State	L	0-42
Purdue	L	0-40
Indiana*	L	20-52
Notre Dame	L	0-56
Wisconsin*	L	7-27
Illinois	L	7-48
Minnesota*	W	20-19
Nebraska	L	6-13

1946 (5-4-0)

N. Dakota St.*	W	39-0
Purdue*	W	16-0
Michigan	L	7-14
Nebraska*	W	21-7
Indiana	W	13-0
Notre Dame*	L	6-41
Illinois*	L	0-7
Wisconsin	W	21-7
Minnesota	L	6-16

1947 (3-5-1)

N. Dakota St.*	W	59-0
UCLA	L	7-22
Illinois*	L	12-35
Indiana*	W	27-14
Ohio State	T	13-13
Notre Dame	L	0-21
Purdue	L	0-21
Wisconsin	L	14-46
Minnesota*	W	13-7

1948 (4-5-0)

Marquette*	W	14-12
Indiana	L	0-7
Ohio State	W	14-7
Purdue*	L	13-20
Notre Dame*	L	12-27
Wisconsin*	W	19-13
Illinois	L	0-14
Minnesota*	L	21-28
Boston U.	W	34-14

1949 (4-5-0)

UCLA*	L	25-41
Purdue	W	21-7
Illinois*	L	14-20

Indiana*	W	35-9
Northwestern*	W	28-21
Oregon*	W	34-31
Minnesota	L	7-55
Wisconsin	L	13-35
Notre Dame	L	7-28

1950 (3-5-1)

Southern Cal.	W	20-14
Indiana	L	7-20
Wisconsin*	L	0-14
Purdue*	W	33-21
Ohio State	L	21-83
Minnesota	W	13-0
Illinois*	L	7-21
Notre Dame*	T	14-14
Miami (Fla.)	L	6-14

1951 (2-5-2)

Kansas State*	W	16-0
Purdue	L	30-34
Pittsburgh*	W	34-17
Michigan*	L	0-21
Ohio State	L	21-47
Minnesota*	T	20-20
Illinois	L	13-40
Wisconsin	L	7-34
Notre Dame	T	20-20

1952 (2-7-0)

Pittsburgh	L	14-26
Indiana	L	13-20
Purdue	L	14-41
Wisconsin*	L	13-42
Ohio State*	W	8-0
Minnesota	L	7-17
Illinois*	L	13-33
Northwestern	W	39-14
Notre Dame*	L	0-27

1953 (5-3-1)

Mich. State*	L	7-21
Wash. State*	W	54-12
Michigan	L	13-14
Wyoming*	W	21-7
Indiana*	W	19-13
Wisconsin	L	6-10
Purdue	W	26-0
Minnesota*	W	27-0
Notre Dame	T	14-14

1954 (5-4-0)

Mich. State*	W	14-10
Montana*	W	48-6
Michigan	L	13-14
Ohio State	L	14-20
Indiana	W	27-14
Wisconsin*	W	13-7
Purdue*	W	25-14

Minnesota	L	20-22
Notre Dame*	L	18-34

1955 (3-5-1)

Kansas State*	W	28-7
Wisconsin	L	14-37
Indiana*	W	20-6
Purdue*	T	20-20
UCLA	L	13-33
Michigan	L	21-33
Minnesota*	W	26-0
Ohio State	L	10-20
Notre Dame	L	14-17

1956 (9-1-0)

Indiana	W	27-0
Oregon State*	W	14-13
Wisconsin*	W	13-7
Hawaii*	W	34-0
Purdue	W	21-20
Michigan*	L	14-17
Minnesota	W	7-0
Ohio State*	W	6-0
Notre Dame*	W	48-8
#Oregon State	W	35-19
#Rose Bowl		

1957 (7-1-1)

Utah State*	W	70-14
Wash. State*	W	20-13
Indiana	W	47-7
Wisconsin*	W	21-7
Northwestern	W	6-0
Michigan	T	21-21
Minnesota*	W	44-20
Ohio State	L	13-17
Notre Dame	W	21-13

1958 (8-1-1)

TCU*	W	17-0
Air Force*	T	13-13
Indiana*	W	34-13
Wisconsin	W	20-9
Northwestern*	W	26-20
Michigan	W	37-14
Minnesota	W	28-6
Ohio State*	L	28-38
Notre Dame*	W	31-21
#California	W	38-12
#Rose Bowl		

1959 (5-4-0)

California	W	42-12
Northwestern*	L	10-14
Mich. State*	W	37-8
Wisconsin	L	16-25
Purdue	L	7-14
Kansas State*	W	53-0
Minnesota*	W	33-0

Ohio State	W 16-7
Notre Dame*	L 19-20

1960 (8-1-0)

Oregon State*	W 22-12
Northwestern	W 42-0
Mich. State	W 27-15
Wisconsin*	W 28-21
Purdue*	W 21-14
Kansas*	W 21-7
Minnesota	L 10-27
Ohio State*	W 35-12
Notre Dame	W 28-0

1961 (5-4-0)

California*	W 28-7
Southern Cal.	W 35-34
Indiana*	W 27-8
Wisconsin*	W 47-15
Purdue	L 0-9
Ohio State	L 13-29
Minnesota*	L 9-16
Michigan	L 14-23
Notre Dame*	W 42-21

1962 (4-5-0)

Oregon State*	W 28-8
Southern Cal.*	L 0-7
Indiana	W 14-10
Wisconsin	L 14-42
Purdue*	L 3-26
Ohio State*	W 28-14
Minnesota	L 0-10
Michigan*	W 28-14
Notre Dame	L 12-35

1963 (3-3-2)

Wash. State*	T 14-14
Washington	W 17-7
Indiana*	W 37-26
Wisconsin*	L 7-10
Purdue	L 0-14
Ohio State	L 3-7
Minnesota*	W 27-13
Michigan	T 21-21
Notre Dame	canceled

1964 (3-6-0)

Idaho*	W 34-24
Washington*	W 28-18
Indiana	W 21-20
Wisconsin	L 21-31
Purdue*	L 14-19
Ohio State*	L 19-21
Minnesota	L 13-14
Michigan*	L 20-34
Notre Dame	L 0-28

1965 (1-9-0)

Wash. State*	L 0-7
Oregon State	W 27-7
Wisconsin	L 13-16
Purdue*	L 14-17
Minnesota*	L 3-14
Northwestern	L 0-9
Indiana	L 17-21
Mich. State*	L 0-35
Ohio State	L 0-38
N.C. State*	L 20-28

1966 (2-8-0)

Arizona*	W 31-20
Oregon State*	L 3-17
Wisconsin*	L 0-7
Purdue	L 0-35
Minnesota	L 0-17
Northwestern*	L 15-24
Indiana*	W 20-19
Mich. State	L 7-56
Ohio State*	L 10-14
Miami (Fla.)	L 0-44

1967 (1-8-1)

TCU*	W 24-9
Oregon State*	L 18-38
Notre Dame	L 6-56
Indiana	L 17-21
Wisconsin	T 21-21
Purdue*	L 22-41
Minnesota*	L 0-10
Northwestern	L 24-39
Ohio State	L 10-21
Illinois*	L 19-21

1968 (5-5-0)

Oregon State*	W 21-20
TCU	L 17-28
Notre Dame*	L 28-51
Indiana*	L 34-38
Wisconsin*	W 41-0
Purdue	L 14-44
Minnesota	W 35-28
Northwestern*	W 68-34
Ohio State*	L 27-33
Illinois	W 37-13

1969 (5-5-0)

Oregon State*	L 14-42
Wash. State*	W 61-35
Arizona*	W 31-19
Wisconsin	L 17-23
Purdue	L 31-35
Mich. State*	W 19-18
Minnesota*	L 8-35
Indiana	W 28-17
Michigan*	L 6-51
Illinois	W 40-0

1970 (3-6-1)

Oregon State	L 14-21
Southern Cal.*	L 0-48
Arizona	L 10-17
Wisconsin*	W 24-14
Purdue*	L 3-24
Mich. State	L 0-37
Minnesota	T 14-14
Indiana*	W 42-13
Michigan	L 0-55
Illinois*	W 22-16

1971 (1-10-0)

Ohio State	L 21-52
Oregon State	L 19-33
Penn State*	L 14-44
Purdue	L 13-45
Northwestern*	L 3-28
Minnesota*	L 14-19
Mich. State	L 3-34
Wisconsin*	W 20-16
Michigan	L 7-63
Indiana*	L 7-14
Illinois	L 0-31

1972 (3-7-1)

Ohio State	L 0-21
Oregon State*	W 19-11
Penn State	L 10-14
Purdue*	L 0-24
Northwestern	W 23-12
Minnesota	L 14-43
Mich. State*	T 6-6
Wisconsin	L 14-16
Michigan*	L 0-31
Indiana	L 8-16
Illinois*	W 15-14

1973 (0-11-0)

Michigan*	L 7-31
UCLA	L 18-55
Penn State	L 8-27
Arizona*	L 20-23
Northwestern	L 15-31
Minnesota*	L 23-31
Illinois	L 0-50
Purdue*	L 23-48
Wisconsin	L 7-35
Ohio State	L 13-55
Mich. State*	L 6-15

1974 (3-8-0)

Michigan	L 7-24
UCLA*	W 21-10
Penn State*	L 0-27
Southern Cal.	L 3-41
Northwestern*	W 35-10
Minnesota	L 17-23



Illinois*	W	14-12
Purdue	L	14-38
Wisconsin*	L	15-28
Ohio State*	L	10-35
Mich. State	L	21-60

1975 (3-8-0)

Illinois*	L	12-27
Syracuse	L	7-10
Penn State*	L	10-30
Southern Cal.*	L	16-27
Ohio State	L	0-49
Indiana	W	20-10
Minnesota*	L	7-31
Northwestern	W	24-21
Wisconsin*	W	45-28
Purdue	L	18-19
Mich. State*	L	23-27

1976 (5-6-0)

Illinois	L	6-24
Syracuse*	W	41-3
Penn State	W	7-6
Southern Cal.	L	0-55
Ohio State*	L	14-34
Indiana*	L	7-14
Minnesota	W	22-12
Northwestern*	W	13-10
Wisconsin	L	21-38
Purdue*	L	0-21
Mich. State	W	30-17

1977 (5-6-0)

Northwestern*	W	24-0
---------------	---	------

Iowa State*	W	12-10
Arizona*	L	7-41
UCLA#	W	16-34
Minnesota*	W	18-6
Ohio State*	L	6-27
Purdue	L	21-34
Michigan	L	6-23
Indiana*	L	21-24
Wisconsin	W	24-8
Mich. State*	L	16-22

#awarded forfeit by NCAA

1978 (2-9-0)

Northwestern*	W	20-3
Iowa State*	L	0-31
Arizona	L	3-23
Utah*	L	9-13
Minnesota	L	20-22
Ohio State	L	7-31
Purdue*	L	7-34
Michigan*	L	0-34
Indiana	L	14-34
Wisconsin*	W	38-24
Mich. State	L	7-42

1979 (5-6-0)

Indiana*	L	26-30
Oklahoma	L	6-21
Nebraska*	L	21-24
Iowa State*	W	30-14
Illinois	W	13-7
Northwestern	W	58-6
Minnesota*	L	7-24

Wisconsin	W	24-13
Purdue*	L	14-20
Ohio State	L	7-34
Mich. State*	W	33-23

1980 (4-7-0)

Indiana	W	16-7
Nebraska	L	0-57
Iowa State*	L	7-10
Arizona*	L	3-5
Illinois*	L	14-20
Northwestern*	W	25-3
Minnesota	L	6-24
Wisconsin*	W	22-13
Purdue	L	13-58
Ohio State*	L	7-41
Mich. State	W	41-0

1981 (8-4-0)


Nebraska*	W	10-7
Iowa State	L	12-23
UCLA*	W	20-7
Northwestern	W	64-0
Indiana*	W	42-28
Michigan	W	9-7
Minnesota*	L	10-12
Illinois	L	7-24
Purdue*	W	33-7
Wisconsin	W	17-7
Mich. State*	W	36-7
Washington#	L	0-28

#Rose Bowl


Record by Years

Year	Coach	W-L-T	Big Ten		Off.	Def.	Rank	All Games			Off.	Def.
			Pts.	Opp.	Avg.	Avg.		W-L-T	Pts.	Opp.	Avg.	Avg.
1889	None							0-1-0	0	24	0.0	24.0
1890	None							1-1-0	97	14	48.5	7.0
1891	None							3-2-0	112	68	22.4	13.6
1892	E. A. Dalton							3-2-1	124	68	20.7	11.3
1893	Benjamin Donnelly							3-4-0	178	161	25.4	23.0
1894	Roger Sherman							4-4-1	146	158	16.2	17.6
1895	None							2-5-0	42	140	6.0	20.0
1896	A. E. Bull							7-1-1	132	12	14.7	1.5
1897	Otto Wagonhurst							4-4-0	66	104	8.3	13.0
1898	Alden Knipe							3-4-2	67	95	7.4	10.6
1899	Alden Knipe							8-0-1	221	5	24.6	0.6
1900	Alden Knipe	2-0-1	50	10	16.7	3.4	T1	7-0-1	311	12	38.9	1.5
1901	Alden Knipe	0-3-0	0	93	0.0	31.0	T7	6-3-0	85	115	9.4	12.8
1902	Alden Knipe	0-3-0	0	221	0.0	73.7	T7	5-4-0	121	238	13.4	26.4
1903	John Chalmers	1-1-0	12	75	6.0	37.7	5	9-2-0	171	102	15.5	9.3
1904	John Chalmers	0-3-0	0	79	0.0	26.3	T7	7-4-0	257	109	23.4	9.9
1905	John Chalmers	0-2-0	0	81	0.0	40.5	T7	8-2-0	309	86	30.9	8.6
1906	Mark Catlin	0-1-0	4	18	4.0	18.0	T6	2-3-0	43	75	8.6	15.0
1907	Mark Catlin	1-1-0	30	18	15.0	9.0	4	3-2-0	90	48	18.0	9.6
1908	Mark Catlin	0-1-0	0	22	0.0	22.0	T6	2-5-0	132	65	18.9	9.3
1909	John Griffith	0-1-0	0	41	0.0	41.0	T7	2-4-1	58	97	8.3	13.9
1910	Jess Hawley	1-1-0	21	10	10.5	5.0	4	5-2-0	94	15	13.4	2.1
1911	Jess Hawley	2-2-0	23	36	5.8	9.0	T4	3-4-0	34	53	4.9	7.6
1912	Jess Hawley	1-3-0	44	124	11.0	31.0	T6	4-3-0	130	138	18.6	19.7
1913	Jess Hawley	2-1-0	144	29	48.0	9.7	T2	5-2-0	310	51	44.3	7.3
1914	Jess Hawley	1-2-0	27	14	9.0	4.7	7	4-3-0	205	36	29.3	5.1
1915	Jess Hawley	1-2-0	35	76	11.7	25.3	7	3-4-0	92	149	13.1	21.3
1916	Howard Jones	0-2-0	37	93	18.5	46.5	T8	4-3-0	121	156	17.3	22.3
1917	Howard Jones	0-2-0	14	45	7.0	22.5	T8	3-5-0	91	141	11.4	17.6
1918	Howard Jones	2-1-0	29	26	9.7	8.7	T4	6-2-1	123	36	13.7	4.0
1919	Howard Jones	2-2-0	36	31	9.0	7.8	6	5-2-0	90	44	12.9	6.3
1920	Howard Jones	3-2-0	65	44	13.0	8.8	5	5-2-0	142	54	20.3	7.7
1921	Howard Jones	5-0-0	123	15	24.6	3.0	1	7-0-0	185	36	26.4	5.1
1922	Howard Jones	5-0-0	141	33	28.2	6.6	T1	7-0-0	212	33	30.3	4.7
1923	Howard Jones	3-3-0	60	52	10.0	8.7	T5	5-3-0	124	55	15.5	6.9
1924	Burton Ingwersen	3-1-1	43	45	8.6	9.0	T2	6-1-1	106	50	13.3	6.3
1925	Burton Ingwersen	2-2-0	27	49	6.8	12.3	T4	5-3-0	122	74	15.3	9.3
1926	Burton Ingwersen	0-5-0	28	110	5.6	22.0	T8	3-5-0	113	117	14.1	14.6
1927	Burton Ingwersen	1-4-0	22	77	4.4	15.4	T9	4-4-0	107	83	13.4	10.4
1928	Burton Ingwersen	3-2-0	41	36	8.2	7.2	T4	6-2-0	147	42	18.4	5.3
1929	Burton Ingwersen	2-2-2	36	28	6.0	4.7	T5	4-2-2	128	28	16.0	3.5
1930	Burton Ingwersen	0-1-0	0	20	0.0	20.0	T9	4-4-0	88	74	11.0	9.3
1931	Burton Ingwersen	0-3-1	0	75	0.0	18.8	T9	1-6-1	7	131	0.9	16.4
1932	O. M. Solem	0-5-0	12	129	2.4	25.8	10	1-7-0	62	171	7.8	21.4
1933	O. M. Solem	3-2-0	60	42	12.0	8.4	T5	5-3-0	131	56	16.4	7.0
1934	O. M. Solem	1-3-1	45	108	9.0	21.6	T8	2-5-1	98	153	12.3	19.1

Year	Coach	W-L-T	Big Ten		Off. Avg.	Def. Avg.	Rank	All Games			Off. Avg.	Def. Avg.
			Pts.	Opp.				Pts.	Opp.			
1935	O. M. Solem	1-2-2	37	31	7.4	6.2	8	4-2-2	122	39	15.3	4.9
1936	O. M. Solem	0-4-1	13	96	2.6	19.2	T8	3-4-1	85	103	10.6	12.9
1937	Irl Tubbs	0-5-0	22	71	4.4	14.2	T9	1-7-0	36	120	4.5	15.0
1938	Irl Tubbs	1-3-1	43	80	8.6	16.0	8	1-6-1	46	135	5.8	16.9
1939	Edward Anderson	4-1-1	82	85	13.7	14.2	2	6-1-1	130	91	16.3	11.4
1940	Edward Anderson	2-3-0	66	84	13.2	16.8	T6	4-4-0	125	98	15.6	12.3
1941	Edward Anderson	2-4-0	53	77	8.8	12.8	6	3-5-0	91	99	11.4	12.4
1942	Edward Anderson	3-3-0	61	87	10.2	14.9	T5	6-4-0	148	135	14.8	13.5
1943	E. P. Madigan	0-4-1	43	94	8.6	18.8	9	1-6-1	83	153	10.4	19.1
1944	E. P. Madigan	0-6-0	20	204	3.3	34.0	T8	1-7-0	53	240	6.7	30.0
1945	Clem Crowe	1-5-0	54	228	9.0	38.0	T8	2-7-0	74	310	8.2	34.4
1946	Edward Anderson	3-3-0	63	44	10.5	7.3	4	5-4-0	129	92	14.3	10.2
1947	Edward Anderson	2-3-1	79	136	13.2	22.7	T6	3-5-1	145	179	16.1	19.9
1948	Edward Anderson	2-4-0	67	89	11.2	14.8	T5	4-5-0	127	142	14.1	15.8
1949	Edward Anderson	3-3-0	118	147	19.7	24.5	T5	4-5-0	184	247	20.4	27.4
1950	L. Raffensperger	2-4-0	81	159	13.5	26.5	6	3-5-1	121	201	13.4	22.3
1951	L. Raffensperger	0-5-1	91	196	15.2	32.7	9	2-5-2	161	233	17.9	25.9
1952	Forest Evashevski	2-5-0	107	167	15.3	23.9	T6	2-7-0	121	220	13.4	24.4
1953	Forest Evashevski	3-3-0	98	58	16.3	9.7	T5	5-3-1	187	91	20.8	10.1
1954	Forest Evashevski	4-3-0	126	101	18.0	14.4	5	5-4-0	192	141	21.3	15.7
1955	Forest Evashevski	2-3-1	111	116	18.5	19.3	7	3-5-1	166	173	18.4	19.2
1956	Forest Evashevski	5-1-0	88	54	14.7	9.0	1	9-1-0	219	84	21.9	8.4
1957	Forest Evashevski	4-1-1	152	72	29.3	12.0	3	7-1-1	263	112	29.2	12.4
1958	Forest Evashevski	5-1-0	173	100	28.8	16.7	1	8-1-1	272	146	27.2	14.6
1959	Forest Evashevski	3-3-0	119	68	17.8	11.9	6	5-4-0	233	100	25.9	11.1
1960	Forest Evashevski	5-1-0	163	89	27.2	14.8	T1	8-1-0	234	108	26.0	12.0
1961	Jerry Burns	2-4-0	110	100	18.3	16.6	T7	5-4-0	215	162	23.9	18.0
1962	Jerry Burns	3-3-0	87	116	14.5	19.3	T5	4-5-0	127	166	14.1	18.4
1963	Jerry Burns	2-3-1	95	91	15.8	15.2	8	3-3-2	126	112	15.8	14.0
1964	Jerry Burns	1-5-0	108	139	18.0	23.2	T9	3-6-0	170	209	18.9	23.2
1965	Jerry Burns	0-7-0	47	150	6.7	21.4	10	1-9-0	94	192	9.4	19.2
1966	Ray Nagel	1-6-0	52	172	7.4	24.6	10	2-8-0	86	253	8.6	25.3
1967	Ray Nagel	0-6-1	113	174	16.1	24.9	T9	1-8-1	161	277	16.1	27.7
1968	Ray Nagel	4-3-0	256	190	36.6	27.1	T5	5-5-0	322	289	32.2	28.9
1969	Ray Nagel	3-4-0	149	179	21.3	25.6	T5	5-5-0	255	275	25.5	27.5
1970	Ray Nagel	3-3-1	105	173	15.0	24.7	4	3-6-1	129	259	12.9	25.9
1971	Frank Lauterbur	1-8-0	88	302	9.8	33.6	10	1-10-0	121	379	11.0	34.5
1972	Frank Lauterbur	2-6-1	80	183	8.9	20.4	T8	3-7-1	109	208	9.9	18.9
1973	Frank Lauterbur	0-8-0	94	296	11.8	37.0	T9	0-11-0	140	401	12.7	36.5
1974	Bob Commings	2-6-0	133	230	16.6	28.8	T7	3-8-0	157	308	14.3	28.0
1975	Bob Commings	3-5-0	149	212	18.6	26.9	T7	3-8-0	182	279	16.5	25.4
1976	Bob Commings	3-5-0	113	170	14.1	21.3	T7	5-6-0	161	234	14.6	21.3
1977	Bob Commings	3-5-0	136	144	17.0	18.0	T6	5-6-0	171	229	15.5	20.8
1978	Bob Commings	2-6-0	113	224	14.1	28.0	8	2-9-0	125	291	11.4	26.4
1979	Hayden Fry	4-4-0	182	157	22.8	19.6	5	5-6-0	239	216	21.8	19.6
1980	Hayden Fry	4-4-0	144	166	18.0	20.8	4	4-7-0	154	238	14.0	21.6
1981	Hayden Fry	6-2-0	218	92	27.2	11.5	T1	8-4-0	260	157	21.6	13.0



Herky



Floyd

Herky and the Hawkeyes

The University of Iowa borrowed its athletic nickname from the state of Iowa many years ago. The name Hawkeye was originally applied to a hero in a fictional novel, *The Last of the Mohicans*, written by James Fenimore Cooper. Author Cooper had the Delaware Indians bestow the name on a white scout who lived and hunted with them.

In 1838, 12 years after the book was published, people in the territory of Iowa acquired the nickname, chiefly through the efforts of Judge David Rorer of Burlington and James G. Edwards of Fort Madison. Edwards, editor of the *Fort Madison Patriot*, moved his paper to Burlington in 1843 and renamed it the *Burlington Hawk-Eye*. The two men continued their campaign to popularize the name and were rewarded when territorial officials gave it their formal approval.

The Hawkeye nickname gained a tangible symbol in 1948 when a cartoon character, later to be named Herky the Hawk, was hatched. The creator was Richard Spencer III, instructor of journalism. The impish hawk was an immediate hit and he acquired a name through a statewide contest staged by the athletic department. John Franklin, a Belle Plaine alumnus, was the man who suggested Herky.

Since his birth more than 30 years ago, Herky has symbolized Iowa athletics and epitomized University life. He even donned a military uniform during the Korean War and became the insignia of the 124th Fighter Squadron.

During the mid-1950s Herky came to life at a football game as the Iowa mascot with a black leather head and gold felt feathers. Since then Herky has become a familiar figure at Hawkeye athletic events.

Floyd of Rosedale

A bet in 1935 between Minnesota Governor Floyd B. Olson and Iowa Governor Clyde Herring gave birth to Floyd of Rosedale. Tensions between the two state universities had been running high and a wager was made in an effort to relieve the situation. After Iowa lost the game, Herring presented Olson with Floyd of Rosedale, a full-blooded champion pig and a brother of Blue Boy of Will Rogers' movie, *State Fair*. Olson presented the pig to the University of Minnesota and commissioned Saint Paul sculptor Charles Brioscho to capture Floyd's image. The result is a bronze pig 21 inches long and 15 inches high. Floyd currently resides in Minneapolis as a result of last year's Minnesota victory.

1982 Hawkeye Schedule



- Sept. 11 Nebraska at Lincoln (1:30 CDT)
Sept. 18 Iowa State at Iowa City (1:05 CDT)
(Lettermen's Day)
Sept. 25 Arizona at Tucson (7:30 MST)
Oct. 2 Northwestern at Iowa City (1:05 CDT)
(Homecoming)
Oct. 9 Indiana at Bloomington (1:30 EST)
Oct. 16 Michigan at Iowa City (1:05 CDT)
Oct. 23 Minnesota at Minneapolis (7:00 CDT)
Oct. 30 Illinois at Iowa City (1:05 CDT)
(Parents Day)
Nov. 6 Purdue at West Lafayette (1:30 EST)
Nov. 13 Wisconsin at Iowa City (1:05 CST)
Nov. 20 Michigan State at East Lansing (1:00 EST)

Hawkeye Captains (from left) Brett Miller, Mark Bortz, Mike Hufford, Bobby Stoops, and Norm Granger.

