

# HAWKEYE ACTION GUIDE



INSIDE—Preview of the 1983 Hawkeyes and their opponents...  
Review of the exciting Peach Bowl season...  
Interviews and features spotlighting Iowa players and coaches...  
Complete records section.



# Iowa 1983



**Sept. 10**  
Iowa State at Ames.  
1:30 CDT

**Sept. 17**  
Penn State at  
University Park.  
1:30 EDT

**Sept. 24**  
Ohio State at  
Iowa City. 1:05 CDT

**Oct. 1**  
Illinois at Champaign.  
1:00 CDT

**Oct. 8**  
Northwestern at  
Iowa City. 1:05 CDT

**Oct. 15**  
Purdue at Iowa City.  
1:05 CDT

**Oct. 22**  
Michigan at  
Ann Arbor. 1:00 EDT

**Oct. 29**  
Indiana at Iowa City.  
1:05 CDT

**Nov. 5**  
Wisconsin at  
Madison. 1:00 CST

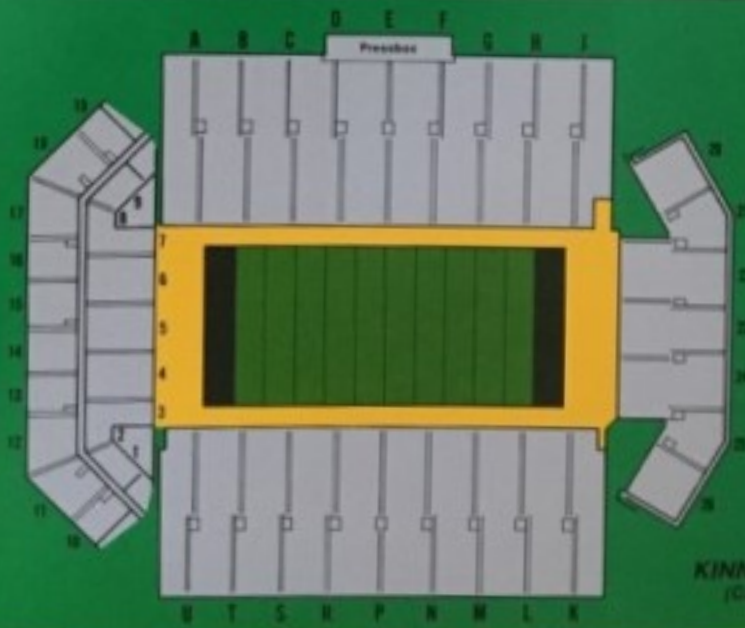
**Nov. 12**  
Michigan State at  
East Lansing.  
1:00 EST

**Nov. 19**  
Minnesota at  
Iowa City. 1:05 CST

Lettermen's Day: Ohio State  
Homecoming: Northwestern  
Parent's Day: Indiana



The Official University of Iowa Football Guide



**KINNICK STADIUM**  
(Capacity 65,000)



# HAWKEYE ACTION GUIDE



## 6 THROWING THE LONG BALL

After setting records for pass completion percentage a year ago, Chuck Long has his sights set on other targets in 1984. And, according to his coach, it is not just a passing fancy for the talented junior.

by Gus Schrader

## 9 KICKING THE HABIT

This spring an arm injury kept John Alt out of practice, so the all Big Ten offensive tackle toyed with kicking the football. Replacing all-American punter Reggie Roby has been put on the back burner and Alt's attention is back to blocking for Iowa's talented running backs.

by Kevin Evans

## 10 UNCOVERING A PAIR OF GEMS

They're not the first two-man tailback combination in college football, but Iowa's Eddie Phillips and Owen Gill use different styles aiming at the same goal—running Iowa to the roses.

by Gary Richards

## 13 STATIONed ON THE DEFENSIVE FRONT

Linebacker, Larry Station had a very unfreshman-like year: making the honor roll, leading the team in tackles, calling the defensive signals and earning all-American honors. What's left for the Omaha native? Karate, for kicks.

by Ron Maly

## 14 THE SACK COLLECTOR

Iowa's defensive end Dave Strobel spent the summer sacking garbage, but would rather sack opponents than trash.

by Steve Malchow

## 16 INTERVIEW: HAYDEN FRY

As the first man to coach the Iowa Hawkeyes to two straight bowl games and first-division finishes his first four seasons, Hayden Fry has established himself as a first-rate Big Ten coach. The Hawkeye boss reflects on his success and looks into the future in a candid interview.

## CONTENTS

The Athletic Director .....	5
Coaching Staff .....	20-30
The University of Iowa .....	44
Hawkeye Staff Directory .....	44
News Media Information .....	45
Hawkeye Roster .....	46-47
1983 Preview .....	48-58
Future Schedules .....	59
1982 Review .....	60-68
Honors and Awards .....	70-72
Hawkeye History .....	74-92

The 1983 Hawkeye Action Guide is printed by Pepco Litho, Inc., of Cedar Rapids, Ia., in cooperation with The University of Iowa Athletic Department.

To order, send \$6.00 to Hawkeye Action Guide, P.O. Box 489, Cedar Rapids, IA 52406. The magazine is distributed free to members of the news media.

Publisher — Charles R. Edwards

Designer — Bill Colbert

Editor — George Wine

Managing Editor — Steve Malchow

Contributing Editors — Al Grady, Gus Schrader, Kevin Evans, Gary Richards, Ron Maly, Bryan Harlan and Phil Haddy



## The Outlook

By Al Grady

Chapter Five of the Hayden Fry Story as football coach at the University of Iowa will be written this fall and, from all indications, it should be another saga with a happy ending.

Fry already has given enthusiastic Hawkeye fans more happiness than they had any right to expect in his first four seasons. His teams have finished in the Big Ten's first division for four consecutive years, ended a string of 20 non-winning seasons, posted back-to-back 8-4 records and been to two consecutive bowl games.

There's talk of a third and, unlike some coaches, Fry doesn't try to quiet such talk. Confidence is something he and his staff have worked mighty hard to instill in his four years at Iowa. "I'd much rather they be talking this way (about a possible bowl game) than the way it used to be," Fry told an I-Club gathering in Davenport. "It doesn't put any added pressure on the coaches or the players. We still have to dance every dance."

It appears that Fry will have plenty to dance with this fall. "This is the best feeling I've had about the total team since I've been at Iowa," he said. "We should be in the Top 20 going into the season. In fact, I think we were that good at the end of last year."

One thing seems certain. The Hawkeyes won't sneak up on anyone as they did in the last two years. In 1981 they were picked for eighth place in the Big Ten and wound up going to the Rose Bowl as the co-champion after a season of upsets. Relegated to the second division again last season after losing 15 starters from the Rose Bowl team, the Hawkeyes bounced back from two season-opening losses to win eight of their last 10 and wind up in the Peach Bowl.

This time, Iowa carries a three-game winning streak into the season and is ranked with Ohio State and Michigan as one of the top three teams in the conference.

"I'm real excited about 1983," says Fry. "We have a good nucleus returning, and we have enjoyed a fine recruiting year. But there are a lot of variables involved. We'll need our share of luck."

The chief losses from last year are offensive linemen Brett Miller and Loren Gerleman, punter Reggie Roby and defenders James Erb, Dave



Browne, Mark Bortz, Clay Uhlenhake and Bobby Stoops. But 15 starters and 42 lettermen return from the squad that bounced Tennessee in the Peach Bowl to post an 8-4 record.

On offense, the first two units return almost intact. At center, start with Joel Hilgenberg, three-year letterman and the last of a long line of Hilgenbergs in the foreseeable future at Iowa. Bill Bailey and John Carroll are also ready to lend depth at that spot.

The starting offensive guards figure to be seniors Jon Roehl and Tim Hanna. Among those figured as guard candidates are Tom Humphrey, Kirk Banks, Bill Glass and Don Kellogg.

Iowa could have a pair of the best offensive tackles in the conference. Certainly they're two of the biggest. John Alt, who spent his first two years as a Hawkeye at tight end, may be ready to blossom into stardom at something like 6-7 and 275. His running mate, Joe Levelis, is 6-5 and 280. He played very well at offensive tackle in the spring after starting at guard the last two seasons.

Depth at the offensive tackle positions is going to have to be provided

totally by newcomers, most of them redshirted from a year ago. That list includes Dave Croston, Kevin Angel, Chris Gambol, Mike Haight, JC transfer Jerry Malone and possibly Walt Housman.

Tight end is one of Iowa's best fortified spots. Three-year letterman Mike Hufford, a fine receiver and blocker, returns, but he may be pressed by Jonathan Hayes, a versatile junior who has played both tight end and linebacker on the same afternoon. Eddie Polite, a good-looking redshirt freshman, backs them up, as do Mike Bennett and Mark Spranger.

At split end, Dave Moritz figures to be about as good as anybody in the league. Moritz has neither great size, nor great speed. All he does is get open and catch the ball. He caught passes for 168 yards against Tennessee in the Peach Bowl to boost his yardage to 605 for the year and to an even 1,000 for his career. Bill Happel and Jeff Beelman are among those fighting to see more playing time behind Moritz.

The wingback position has some question marks, but seems well fortified. For one thing, sophomore Ron-



## Preseason Depth—The Offense

### SE

**\*\*Dave Moritz**  
6-0, 185, Sr.  
**Bill Happel**  
6-0, 185, So.

### LT

**\*\*\*John All**  
6-7, 275, Sr.  
**Dave Croston**  
6-6, 265, Fr.

### LG

**\*Tim Hanna**  
6-3, 285, Sr.  
**Bill Glass**  
6-2, 285, Jr.

### C

**\*\*\*Joel Hilgenberg**  
6-3, 250, Sr.  
**\*\*Bill Bailey**  
6-2, 250, Sr.

### RG

**\*\*\*Jon Reshik**  
6-2, 265, Sr.  
**John Carroll**  
6-2, 250, Sr.

### RT

**\*\*Joe Levelis**  
6-5, 280, Sr.  
**Mike Haight**  
6-3, 250, So.

### TE

**\*Jonathan Hayes**  
6-5, 225, Jr.  
**\*\*\*Mike Hufford**  
6-3, 245, Sr.

### QB

**\*Chuck Long**  
6-4, 210, Jr.  
**\*\*Tom Grogan**  
6-3, 200, Sr.

### WB

**\*\*J.C. Love Jordan**  
5-11, 190, Jr.  
**Bill Broghamer**  
5-11, 185, Sr.

### RB

**\*\*Owen Gill**  
6-2, 220, Jr.  
**\*\*\*Eddie Phillips**  
6-1, 215, Sr.

### FB

**\*\*\*Norm Granger**  
5-11, 220, Sr.  
**\*\*Glenn Buggs**  
6-0, 215, Sr.

### PK

**\*\*Tom Nichol**  
5-11, 195, Jr.

## Preseason Depth—The Defense

### LE

**\*Tony Wancket**  
6-3, 225, Jr.  
**Bruce Gear**  
6-1, 215, Fr.

### LT

**\*Paul Hufford**  
6-3, 260, Jr.  
**Robert Oliver**  
6-5, 250, Jr.

### NG

**\*Howard Peterson**  
6-2, 250, So.  
**Greg Fitzgerald**  
6-4, 250, Jr.

### RT

**\*\*George Little**  
6-4, 250, Jr.  
**Jeff Drost**  
6-5, 260, Fr.

### RE

**\*\*Dave Strobel**  
6-4, 235, Sr.  
**\*\*Mike Hooks**  
6-3, 232, Jr.

### LB

**\*\*Kevin Spitzig**  
6-3, 225, Jr.  
**\*Ernie Hedgeman**  
6-4, 215, So.

### LB

**\*Larry Station**  
6-1, 230, So.  
**\*\*Mike Yacullo**  
6-2, 227, Sr.

### LC

**\*\*Keith Hunter**  
6-0, 195, Jr.  
**\*Devon Mitchell**  
6-2, 185, So.

### SS

**\*Mike Stoops**  
6-2, 185, Jr.  
**\*Dave Chambers**  
6-3, 205, Sr.

### FS

**\*Ron Hawley**  
5-11, 190, Sr.  
**Kyle Crowe**  
6-3, 195, Fr.

### RC

**\*Nate Creer**  
6-1, 185, So.  
**\*\*Zane Carbin**  
6-2, 195, Jr.

### P

**\*\*Tom Nichol**  
5-11, 195, Jr.

nie Harmon, who made two touchdown catches in the Peach Bowl, spent the spring as a running back candidate and indicates he wants to stay at that position. For another, Lon Olejniczak spent the spring with the baseball team, but wants in the very worst way to make a comeback at wingback, where he was the starter early in the 1981 season before suffering a broken leg.

In the spring, starting status at wingback went to J.C. Love Jordan, with Bill Broghamer in close pursuit and Gregg Hammann and Scott Helverson behind them.

Unlike last year, when Iowa started with no experienced quarterback, it now looks like veteran Chuck Long all the way. But Long's top backup, Tom Grogan, looked very good in the spring, and so did Nos. 3 and 4, Cornelius Robertson and Mark Vlasic. Long, a big, rugged junior who can both run and throw, made some revisions in the Iowa record book last fall when he completed 65.2 percent of his passes, including his first 11 against Tennessee in the Peach Bowl. For the season, Long completed 148 passes for 1,678 yards.

The Hawkeyes appear to have a great one-two punch at running back in the persons of Eddie Phillips and Owen Gill. Phillips, who ran for 198 yards against Minnesota and 158 against Illinois, might be the best running back in the league. On the other hand, he might not be the best running back at Iowa, pending a challenge from Gill, who had a fractionally better rushing average than Phillips last season and shared the duties with him in the spring. Paul McCarty has looked good in his few opportunities and, as noted, Harmon wants to run with the football, not catch it and then run.

The fullback spot also looks strong, with versatile Norm Granger, the great runner-blocker, No. 1; Glenn Bugbes No. 2 and Fred Bush No. 3.

While the offense often wins headlines, it is the defense which most often wins games. For two years in a row now Assistant Head Coach Bill Brashier has produced a unit that has led the Big Ten in total defense. He could do it again, considering he has more to work with than he started with a year ago.

Start at defensive end where Tony Wancket and Dave Strobel could be as

good as anybody in the league. Mike Hooks, Bruce Gear and George Millett offer mighty good bench strength and protection against injury.

The interior of the defensive line is going to have to prove itself. After spring practice, the coaches ranked Paul Hufford and George Little No. 1 at tackles, backed up by JC transfer Robert Oliver and redshirt freshman Jeff Drost. Hap Peterson, recovering from knee surgery, figures to be the No. 1 nose guard, backed up by another JC transfer, Greg Fitzgerald.

Linebacker is another spot that seems solid, and then some, if injuries heal properly. Probable starters Kevin Spitzig and Larry Station, potential all-Americans, missed spring practice, but figure to start knocking people down in September. Behind them, Eric Hedgeman, Mike Yacullo and George Davis are capable and eager for action.

The defensive backfield looks strong and deep. Cornerbacks Keith Hunter and Nate Creer both started a number of games last season, as did their backups, Devon Mitchell and Zane Corbin. Ron Hawley no doubt holds the edge over redshirt freshman Kyle Crowe at free safety, but Mike Stoops may have to hustle to hold off the challenge of Dave Chambers at strong safety. Ken Sims, a redshirt freshman, sparkled at cornerback in the spring game.

That's the way the top personnel looks at Iowa, heading into the fall. Freshmen haven't played much for the Hawkeyes in Fry's previous four seasons, and it would seem the better you get the less likely freshmen are to break in (14 were redshirted a year ago). Still, don't bet against some incoming freshmen lending a hand before the season is over. This was a good recruiting year for Iowa.


Although things look good on paper, there are some question-mark areas. There's almost no experienced depth in the offensive line, the middle of the defensive line must prove itself and the kicking game must be overhauled.

Roby took his strong right leg to the Miami Dolphins, leaving the punting chores in need of a foot. Tom Nichol, the "pooch punter" and field goal kicker, may have first call at punting. Roehlk, with his work in the spring, seems to have very satisfactorily taken over for Roby as the kickoff man.


While Iowa figures to have a very good football team — probably the best yet in Fry's time here — the schedule again gives pause. The Hawkeyes open with Iowa State, a team they have lost to three straight times, then take on defending national champion Penn State and Big Ten toughies Ohio State and Illinois.

With an expanded stadium and with road games at such places as Michigan, Penn State and Wisconsin, the Hawkeyes are likely to set an all-time attendance record for the regular season. If there's a bowl game, that's just frosting on the cake.

*Al Grady has written hundreds of stories and columns about Iowa football during his 30 years with the Iowa City Press Citizen.*







Bump Elliott has built a model intercollegiate sports program in his 13 years as Iowa's athletic director. Victories and revenue are the bottom line in this business and the Hawkeyes, under Bump's guidance, excel in both.

Iowa's football team has appeared in bowl games the past two seasons, its basketball team has played in five straight NCAA tournaments (a Big Ten record), its wrestling team has won six straight national championships (and eight of the last nine) and 10 consecutive Big Ten titles, and its swimming team has captured two of the last three Big Ten crowns.

During Elliott's tenure, Iowa has won 18 Big Ten championships in six sports. Last year the Hawkeyes finished second in all-sport competition within the Big Ten.

Gate receipts are vitally important to Bump's program that receives no state appropriated money, and the Hawkeyes play to capacity crowds in both football and basketball. Indeed, Iowa is one of perhaps five major universities that has season ticket sellouts in both sports. Kinnick Stadium was enlarged to 65,000 just this year. Last winter Iowa opened a new sports arena that seats 15,500. In addition, Iowa wrestling has a strong season ticket sale and attendance in that sport ranks No. 1 in the nation.

At a time when inflation has made cutting non-revenue sports commonplace, Iowa's total program under Bump's administration has flourished and is one of the most financially successful operations in college sports. Ticket receipts, radio and TV money, post-season games in both football and basketball and a strong fund raising program have all played a major role in keeping Hawkeye sports fiscally sound.

Elliott, who became Iowa's athletic director June 11, 1970, oversees a staff of some 60 persons, 11 intercollegiate sports and a large physical plant. The only man who has appeared in the Rose Bowl in five different capacities (player, assistant coach, head coach, assistant AD and AD), he was a member of the Iowa coaching staff for five years and helped develop the Hawkeyes into the 1956 Big Ten champion and Rose Bowl winner.

Bump was tapped by his alma mater,

Michigan, to join the staff there in 1957. He became head coach two years later, and his term as Wolverine boss was highlighted by conference and Rose Bowl wins in 1964. Elliott's 10-year record was 51-42-2 when he quit coaching after the 1968 season to accept administrative duties. After 18 months as Michigan's associate AD, he became athletic director at Iowa.

Elliott played three sports at Michigan in 1946-47-48. A brilliant halfback, he topped the Big Ten in scoring in 1947 with 54 points and spurred the Wolverines to Big Ten and Rose Bowl championships. He led his team in pass receiving and averaged more than five yards a carry. He earned all-America honors, as did his brother Pete, a Michigan quarterback. Bump also played parts of two seasons (1943-44) as a Marine trainee at Purdue. He was selected the Big Ten's MVP in 1947. Elliott's first coaching job was as an assistant at Oregon State (1948-51).

A member of three NCAA committees (steering, post-season and nominating), Bump is a native of Bloomington, Ill. His father, Dr. J. Norman Elliott, was a physician there and also coached at Illinois Wesleyan and Northwestern. He was discharged from the Marines in 1946 and received his degree at Michigan in 1948. He and wife Barbara have three children: Bill, Bob and Betsy. Bob played at Iowa and is now on the football coaching staff at North Carolina State.





# CHUCK LONG

By Gus Schrader

To be more appropriate, Iowa's quarterback should change his name from Chuck Long to Chuck Accurately.

Hawkeye fans asked what the 6-4, 185-pound junior could do for an encore after he broke the school record for pass-completion percentage with .642 in the 11 regular-season games last year.

All he did was complete 19 of 26 — including his first 11 — for .731 when Iowa tripped Tennessee 28-22 in Atlanta's Peach Bowl last Dec. 31.

So now Long heads into the 1983 season with a combined mark of .652, and even Coach Hayden Fry admits he is impressed. Don't forget, Fry coached some fancy chuckers before at Southern Methodist and North Texas State.

"But I've never coached a quarterback like Chuck," drawled Fry. "Chuck Hixon (SMU, 1968) probably came the closest. What an arm Hixon had! He set an NCAA record by throwing 69 passes against Ohio State in one game, and then I put in the second-string quarterback who threw seven more."

Also at SMU, Fry coached Mike Livingston, later a star with the Kansas City Chiefs, and Gary Hammond. He directed Kenny Washington, kid brother of Joe Washington, and Jordan Case at North Texas State.

"It looks as if we've got at least one position cinched for this fall," Fry continued. "Chuck Long is going to continue to improve, and we thought he did a fantastic job in 1982."

"Don't forget, we've also got Tom Grogan (fifth-year senior) at quarterback. Grogan probably will help Iowa win some games, but we felt at the start of last season that Long was our quarterback of the future."

"In coaching, you don't run across many players who stand out in as many ways as Long does. When you do, it's not that they're so big, or so good looking or so quick. You just know from being around Long — whether it's on the football field or in a bull session — that here's a guy who can't miss."

"He's a winner, and I told the news media before he ever started a game for Iowa that he had the mark of greatness about him. No, I didn't do it just to help

pump up Long's confidence. I really felt he could get the job done, even though he'd thrown only one pass for us the previous season — and completed it, incidentally."

"There are no flaws in this young man's armor. He took some tremendous licks from the defenses last season, but he survived them all. Chuck is so team- and goal-oriented, yet he stays so low key."

"He fascinates everybody around him. He never gets excited, never gets his head down after a loss or a disappointment, never gets big-headed."

The Iowa coach didn't have to add anything about Long's ability to hit his targets. The old school record for top completion percentage was .587 in 1958 by Randy Duncan, who made most of the All-America teams and was a first-round NFL draft choice.

Long completed 148 of 227 passes (.652) for 1,678 yards in the 12 games. He had 11 intercepted, but another 11 went for touchdowns. The longest was a screen pass that fullback "Stormin' Norman" Granger turned into a 63-yard touchdown gallop against Indiana.

Funny thing is that, despite Fry's confidence in Long, he was benched for one of Iowa's 1982 games. Long had started the opener, but the Hawkeyes were all but run out of Big Red Country in a 42-7 loss to Nebraska.

The next week Fry started Grogan against Iowa State. Result: another loss, 19-7, and the Hawkeye faithful began to wonder if it wouldn't be a long, long season with no more offense than that.

Long was reinstated at the starting spot the next week, and the 17-14 upset of Arizona at Tucson became a turning point. The next week Long completed 9 of 11 against Northwestern, a FORMER Big Ten softie, and that included his last nine.

"I really didn't know at the beginning that Coach Fry had been a quarterback when he played (at Baylor)," Long said. "He never really said anything about it."

"But he has a way with quarterbacks, because he sure knows what he's doing. Pretty soon I began to wonder, was he a quarterback or not? Then,

when he said he had been a quarterback, it made sense."

"I had my confidence built up in practice last spring (1982). I felt then I was capable of playing in the Big Ten."

Although Long isn't especially fast, he emerged with a net rushing total of 121 yards last season. In mid-season, Fry was asked why the Hawkeyes didn't ever try quarterback sneaks on short yardage for touchdowns or first downs.

The wily Hawkeye coach astonished listeners by saying he'd never had a quarterback sneak in his offense. But, he added, "we put one in last night." Sure enough, in the next game, Long sneaked two yards twice for touchdowns as Iowa recaptured the Floyd of Rosedale Trophy from Minnesota, 21-16, for the first time since 1977.

Journalists covering the Hawkeyes have sought a nickname for Long, but so far nobody has suggested "the Wheaton Iceman." Maybe they would consider that almost sacrilegious — if not repetitious — since Illinois immortal Red Grange carried that handle back in the days when he hauled ice in Wheaton, Ill., during the summer.

"Yes, I've met Mr. Grange," said Long, who was an option-style quarterback for Wheaton North because his prep coach didn't believe in passing much. "He played for another school in Wheaton, but he came back to his hometown several years ago, and it was a great thrill to meet him."

*Gus Schrader has been staffing Hawkeye games since shortly after World War II for the Cedar Rapids Gazette.*







NAME  
POSITION  
YEAR






# JOHN ALT

By Kevin Evans

John Alt says he is comfortable now in the offensive line and the broken bone in his wrist is coming along just fine. Now if he could only get kicking out of his system, things would be just perfect.

"I would like to give kicking a try," Alt said. "I fooled around with it in the spring and plan on working on it in the summer."



Alt, a senior from Columbia Heights, Minn., didn't have much else to do during the Hawkeyes' spring football drills. A broken bone in his wrist was still not healed so the 6-7, 275-pound offensive tackle was held out of spring drills.

Kicking the football was just one of the many athletic talents of Alt when he was a prep. He was all-everything in Minnesota in both football (tight end) and basketball.

Last year Alt was moved from catching passes to blocking for the passer, and he says he has made the adjustment.

"I'm getting it down the more I play there," he says. "It is a fun position. I played in the line until I was in eighth grade and in high school the tight end was in a down position so I was used to blocking."

But a move that obviously is in the best interests of the Iowa team may also be in Alt's best interests down the road. A college football lineman with his dimensions is like a magnet to professional scouts.

"Sure it will probably help me down the line," he said, referring to a possible pro career. "If the opportunity comes along, I would sure give it a try."

The hand injury came against Purdue in the ninth game of the season and Alt saw just limited action in the final two games and did not play at all in the Peach Bowl against Tennessee.

"Missing spring practice shouldn't impede his progress much," says offensive line coach Kirk Ferentz. "He has been through it and knows what is going on. He has adjusted completely to his new position. He is a good athlete, a great competitor — everything you look for in a football player. He has a lot of pride."

Being a senior, Alt is approaching his final season a little differently than he has the previous three.

"I'm more intense than I have been before," he says. "Not that I didn't give 100 percent before, but this is my last time around. Before, during the summer, I would relax and not think much about football. But now I'm thinking football all the time."

"Before the season we sit down and set goals for the team. But everybody wants the same thing..." he said, without mentioning a second trip to the Rose Bowl in three seasons.

Alt is one of 20 seniors on this, Coach Hayden Fry's fifth team at Iowa, and Alt expects that to be a strong point.

"Good leadership should be one of our assets," he said. "We have a lot of seniors who have been around and know what is happening."

"I've always looked up to people who have been around the longest and I guess from that standpoint I feel a certain responsibility."

Alt is a quiet person but one thing he admits without hesitation.

"I'd like to beat Minnesota again," he said. "That will be my last game at Kinnick Stadium and that would top off my career real well."

"And I'd like to beat Iowa State because we haven't done that since I've been here. What I'd really like to do is win every game."

Alt was the object of a heavy recruiting battle between Minnesota and Iowa, among others, and he still hears about it when he is home.

Assistant Coach Dan McCarney recruited Alt, but it was the Iowa people and Fry who got the Minnesotan to become a Hawkeye.

"The fans and coaches here were very impressive, and I had the feeling Coach Fry was going to get things going the right direction," says Alt.

---

*Kevin Evans, veteran writer for the Waterloo Courier, is a regular in the Kinnick Stadium press box.*





# OWEN GILL

## EDDIE PHILLIPS



By Gary Richards

Iowa tailbacks Eddie Phillips and Owen Gill are proof that gems can be uncovered in different ways.

Phillips came out of Chicago's Simmon High School in 1981 with dozens of recruiters dogging his every step. The Hawkeyes lured him to Iowa City only after an intense battle with Minnesota.

Gill was graduated from Tilden High School in Brooklyn a year later. Even though he rushed for 314 yards in one game, few recruiters came calling.

"Owen played in a league that didn't get nearly the exposure that Eddie's league did," said Carl Jackson, the Iowa assistant coach in charge of running backs. "Actually, Owen played in a real weak league. A lot of coaches thought their brand of football wasn't even the best in Brooklyn."

"Bernie Wyatt (Iowa's defensive coach) recruits in the east and he got

some film of Owen. I was impressed with him. I knew he hadn't played much, but you could tell he was a good athlete."

Phillips, now a 6-1, 215-pound senior, has lived up to his clippings, while the 6-2, 220-pound Gill has surpassed all expectations. Together they give the Hawkeyes a one-two punch so effective that when one goes down the slack is hardly noticeable.

Consider last season: Phillips rushed for 198 yards against Minnesota and followed with a 158 more in a win over Illinois.

Then came a knee injury in the ninth game at Purdue, knocking Phillips out until the Peach Bowl. Enter Gill as the starter.

The result: 157 yards in 28 carries. Gill added 102 more in the regular-season finale at Michigan State.

Phillips, despite his injury, ended the

season as the Big Ten's third-best rusher with 806 yards. Gill, despite starting just four games — two at fullback when Norm Granger was injured — gained 683 yards and averaged a fine 5.0 yards every carry. He finished seventh in Big Ten rushing stats.

The two are vying for the starting spot this fall. Phillips may have a slight edge because he's a senior and is more experienced. But don't count out Gill, a junior.

If Phillips gets the nod, Gill won't be mad. If it's Gill, Phillips won't stalk off in a huff.

"We get along very well," said Gill. "We go out together and it seems I'm always either popping into his room or he comes over to see me."

Phillips covets a 1,000-yard season and hopes the National Football League will come calling. "I had a lot of nagging injuries last year," he says. "I learned to deal with it. I have to if I want to make the pros."

Not a flashy runner, Phillips "is the type who will 10-yard you to death," Jackson says. "Steady Eddie." The pros love Steady Eddies.

Gill is flashy. He loves to run at, around or over tacklers. He is so agile that Hawkeye coaches once considered using him as a kicker. Born in England, his second love is soccer.

He had knee surgery following last season but reported the first day for spring drills and ran hard. After practice ended he joined the track team and came in fifth in the triple jump in the Big Ten meet. His nickname is the Baby Bull.

Steady Eddie or the Baby Bull. Both come across as gems.

Gary Richards covers Iowa football as sports editor of the Quad City Times.











# LARRY STATION



By Ron Maly

There will be no attempt here to call the football world of Larry Station violent. The social scientists wouldn't like it, the football people perhaps wouldn't like it and, heck, it could be that even the 230-pound Iowa sophomore linebacker wouldn't like it.


Still, the words they use to describe Station, and the way he plays defense, certainly are more at home in the combat arena than at your Aunt Josephine's afternoon tea party.

They are words like destroy. And explosive. And, oh, yes. Domination. No wonder he was a second-team all-Big Ten player and an all-America freshman in 1982. And no wonder Station received pre-season all-America recognition this year from *The Sporting News*.

"I've never been around a linebacker who can do the things Station can do," says Barry Alvarez, his position coach. "He can over-run a play and be back in position totally under control better than anyone else I've seen. The angle he uses to the ball is phenomenal."

It's fair to say that no one yet knows how good Station can be. That's because he spent a considerable part of his freshman year hurt.

"I couldn't even practice last spring," he said, "because of the surgery I had on my right shoulder. In our fourth game, I landed in an awkward position while diving for a ball carrier, but played with the injury the rest of year."



Despite that ailment, and a hamstring injury sustained earlier, Station was Iowa's top tackler as a freshman, even though he started just five games.

For the season, he had 51 solo tackles and 37 assists. Fifteen tackles came at Indiana, 14 against Michigan.

"It really didn't surprise me that I had so many tackles," Station commented. "Linebackers always get a lot of chances to make a lot of tackles. That's our job."

Alvarez says it's "scary" to wonder how good Station can be this season, providing he stays in one piece.

"He's so much better than I anticipated," the linebacker coach said. "I guess the thing that surprised me most was how well Larry picked up things so quickly."

"It's a big jump from high school to college, and most linebackers aren't asked to do the things we ask them to do here."

Station decided to attend Iowa after many other major colleges courted him, and after getting tremendous pressure from Nebraska coaches and fans to go to school at Lincoln when he was starting at Omaha Central.

"I liked the people at Iowa right away," he says. "I just felt I'd fit in better here. At Nebraska, a player can get lost in the shuffle with redshirt years and things like that. I thought I'd have a much better chance to play here right away."

Station, a National Honor Society member in high school, is majoring in computer science at Iowa. He has a variety of interests — he was a top discus and shot thrower in high school, and is a very good tennis player — and is always looking for new challenges. Like karate.

"I began taking karate lessons last summer in Omaha," he explained. "It's a form of self-defense and teaches you to develop your sense of balance."

Station isn't the first Iowa player to take a liking to karate. Andre Tippett did it before him, and all ol' Andre did was become an all-America defensive end.



Ron Maly has been writing about the Hawkeyes for more than 20 years for the *Des Moines Register*.





# DAVE STROBEL



By Steve Malchow

As the starting right defensive end for Iowa's Big Ten leading defense of 1982, Dave Strobel was very concerned with sacking the opposing ballcarrier. In preparation for the 1983 season, Strobel spent his summer with another kind of sack on his mind. Garbage sacks.

"I picked up garbage sacks for the city of Spencer," Strobel explained. "The bad part is that I had to get up at 4 a.m. in order to be to work on time." Strobel got the summer job through his position coach at Iowa, Bernie Wyatt.

"It sure wasn't very exciting work, but at least I was done early so the whole afternoons were mine," Strobel said. During the summer, the afternoon routine often included a weight training session at Spencer's YMCA. "It was real nice to have some extra time in the daylight hours with the lakes (Okoboji) just a half hour away."

Coming from Minnesota, Strobel had a liking for fishing and skiing, so the Lake Okoboji area was like heaven to him. "I love all water sports, so Spencer turned out to be more fun than I thought it might be," Strobel also noted that his girlfriend, a Milford native, lives near the lake. "She worked just the opposite hours that I did, however," said Strobel.

Last season, Strobel played defense for the first time since high school. "At Hill-Murray, I was a tailback first and a linebacker second. Defense was always fun, although I preferred to run the ball."

When he arrived at Iowa, the 6-4, 225-pounder found out that there were other players who could carry the ball better than he. "I started as a fullback, changed to wingback as a sophomore and finally settled in at defensive end last spring," Strobel recounted.

He insists that defensive end is really his favorite spot. "I'm finally becoming used to and comfortable with my responsibilities," he said. "You can be a lot more aggressive on defense and not hold anything back. On offense you can't afford to lose your cool, but on defense you can really get after people."

Assistant Head Coach and Defensive Coordinator Bill Brashier says Dave is

going to be a great end just because of his physical capabilities. "He has a great combination of speed and size. Dave has great potential as a defensive end because he is a fierce competitor; a little more experience will help refine his skills even more."

Strobel missed spring drills with a sore ankle, but still emerged from camp with a new title. He is one of three captains for 1983 as voted by his teammates. "The captainship shows what great confidence his teammates have in Dave's ability," Brashier said. "The whole thing really shocked me," claimed Strobel. "I'll just go out and play as hard as I can and lead by example."


Strobel, an avid hockey fan of the Minnesota North Stars and scoring sensation Wayne Gretzky, misses that sport at Iowa. "I follow it more closely at home, but I took a lot of abuse from my Chicago teammates when the Black Hawks beat the North Stars in the playoffs," Strobel played a little hockey in Minnesota, but didn't get as involved

as some of his high school pals. "Dave Langedin (a defenseman for the New York Islanders) is a former high school friend, so I do have some special interest."

"Following pro sports back home is different than in Iowa. That's what makes Iowa such an attractive place for prospective athletes. At Iowa, your sport is the only event in town and there is no competition for attention. To me, that was one of the deciding factors."

As for his future, the General Studies major wants his shot at professional football. "It would be great to get a tryout and show them what I can do," Strobel admitted. You can bet that if he duplicates his 1982 season, Strobel will be doing his sacking on the field and not on the streets.

*Steve Malchow is managing editor of the 1983 Hawkeye Action Guide and a graduate assistant in the Iowa Sports Information Office.*







# HAYDEN FRY

## *An exclusive interview with Iowa's head football coach.*

**Q.** Most pre-season polls have Iowa ranked in the top 20. Do you think this is a fair assessment of your team?

**A.** I have never given much value to a pre-season poll in college football. Too many variables are involved to make an accurate evaluation before the first snap of the football has been made. I'm confident polls will continue to be made regardless of my personal feelings. The top 20 sure beats the worst 20 as far as "coffee talk" goes.

**Q.** This appears to be the best collection of offensive players you have had at Iowa. Just how good can this offense be in 1983?

**A.** Anytime I attempt to answer a question that asks 'how good can the team be this year' or 'how good can the offense be' I'm always concerned with the definition of "good!" We could be danged 'good' against some of the weak schedules but it remains to be seen how 'good' we will be against our tough opponents. Sometimes the folks we play against refuse to cooperate!

**Q.** You had a large number of outstanding running backs in the spring. Will some of these players be assigned

elsewhere, or redshirted, for the 1983 season?

**A.** The key to a successful offense or defense in modern day college football is to keep all the players healthy. Unfortunately this is practically impossible. Therefore, the positions that take the most physical poundings require the greatest number of players. All of our running backs will receive an opportunity to play this fall.

**Q.** Owen Gill and Eddie Phillips are an exceptional 1-2 punch at running back. Is this duo capable of combining for 2,000 yards rushing? Also, do you have specific plans in alternating them this season?

**A.** A coach can never be correct in trying to be a prognosticator in regards to football statistics. Our running backs are among the top group in college football this season as far as their personal ability to run with the football. However, the amount of yardage to be gained will be in direct proportion to the ability of their blockers to make room for them to run. Gill and Phillips will alternate but without a specific plan. Flexibility in the utilization of


their specific abilities will determine their playing time.

**Q.** You have paid Chuck Long some fine compliments in the past. Compare him with some of your other outstanding quarterbacks. Just how good does he have the potential to be in the next two seasons?

**A.** Chuck Long has already earned all of the nice things I have said about him. He will continue to improve with additional experience. Right now I can only compare him with our number two quarterback, Tom Grogan. If Grogan gets much better than he was this spring then Chuck will be on the sideline with me. We have a great competitive battle among all of our quarterbacks.

**Q.** Iowa has led the Big Ten in total defense the past two seasons. Does this defense have the potential to make it three straight?

**A.** Our defense has been truly outstanding. We have established a tradition of coming up with the big defensive play to stop the opponents consistently during the season. We will continue to play hard nosed, sound, aggressive





defense because that is the way our defensive staff coaches. I would never predict that we will lead the Big Ten in total defense in '83. I sure as heck wouldn't have predicted that we could lead the Big Ten in total defense in '82!

Q. In 1981 your defensive strength was against the run, last year its strength was more balanced. Where do you see the strength of this defense?

A. We try to keep the defensive and offensive practice time balanced in regards to the run or pass. The opponents will always dictate what we feature. We just try to stop the other fellows from scoring more than we do.

Q. Larry Station and Kevin Spitzig have the potential to be an outstanding linebacking combination, but neither engaged in spring practice. How much will this hurt?

A. I imagine that Larry and Kevin along with the 22 other players that missed spring practice will be a lot healthier than they would have been if they had practiced this spring. All coaches worry about players not practicing their fundamentals each day. However, we had to make a decision on what was most important so we excused them in order to rehabilitate their corrective surgery. I don't think the opponents will believe Larry and Kevin missed a day of practice.

Q. Your punting game was never resolved in spring practice. How will you approach this in August? Is it likely a new face will be punting for Iowa in 1983?

A. If we played today our number one punter would be Tom Nichol. Tom is a good college punter and he is determined to become an outstanding punter. People will have a tendency to compare future punters with Reggie Roby. I wouldn't call that very fair. Reggie led the world the past two years and his punting was instrumental in helping our defense do a great job. We will work with several potential punters this fall. They will have to be mighty good to move ahead of Tom.

Q. How do you see the Big Ten race in 1983?

A. The Big Ten race in '83 will be very exciting from week to week. I truly believe that this season will continue to show improvement by the so-called "little eight". As a result more so-called "upsets" will happen. Maybe

sometime in the near future those "upsets" will be recognized as balance.

Q. Is your early season schedule, specifically the first four games, the toughest you have faced in your five years at Iowa?

A. As a coach I always look at the upcoming season as the toughest in my career. The others are history. Certainly the '83 schedule would compare favorably with any schedule in the nation in regards to toughness. On the other hand it appears to offer one of the greatest opportunities in college football. Just look what we can achieve by being successful. What a fantastic challenge!

Q. The Big Ten has taken some raps in recent years because of its non-conference record and its record in bowl games. As a veteran coach, how do you see this grand old conference? Has it really slipped as much as some folks think?

A. The Big Ten has always been one of the best football conferences in America. It will continue to be a leader in all intercollegiate sports. In recent years the quality of the intersectional opposition has been outstanding. Combine that with the Big Ten teams beating each other up each weekend and by the end of the regular season all of the

teams appear to have just survived Dunkirk! There has been a recent trend to not schedule all of the top teams as non-conference opponents. Unfortunately this isn't the year for us.

Q. Your program at Iowa has come a long way in four years — much further than most thought possible. Has the progress at Iowa surprised you?

A. Our football coaches and players have worked exceptionally hard to return respectability to our program. We are dedicated to giving our best efforts to win each game. We obviously have made tremendous progress. It is also obvious that we can improve. Nothing is a surprise if it has been planned and put into action. Our present program is still young and we must continue to improve so that we will be in the hunt for a bowl game and Big Ten championship each year. Consistency is our objective.

Q. What are the advantages in coaching at Iowa?

A. All coaches make their own work environment. The advantages at Iowa are directly related to the cooperation of the people who approve or disapprove the coaches' request. Fortunately the people in the power positions realize the value of a top football program to the university and the state



of Iowa. Not having to compete with the pros for the entertainment dollar certainly is advantageous, too.

**Q.** What are the disadvantages in coaching in Iowa?

**A.** I assume all coaches can find fault with any situation. If they dwell on it enough they believe so many negative things that they forget how to build a winner. Coaching at Iowa has to be one of the greatest environments for college football. We work hard in changing minuses into pluses. I'll have to admit that we have plowed up a lot of snakes and killed them.

**Q.** You obviously would like to have an indoor workout facility at Iowa. What sort of building are you thinking of, and what would it mean to your program?

**A.** I have been told that we will receive an indoor workout facility in the future. This facility will be of great value to all outdoor sports that have reason to practice during inclement weather. Men's and women's sports would benefit from an indoor practice facility and we all would enjoy seeing the construction soon.

**Q.** You have had little turnover in your Iowa coaching staff. How have you been able to sustain this continuity on your staff?


**A.** I have always had a motto that you build a class program with class people. I put a premium on hiring outstanding citizens who will become outstanding coaches. My coaches have specific duties and responsibilities related to their jobs. Each man has an opportunity to make a valuable contribution to our success. I'm smart enough to let them make that contribution and express my appreciation to them for a job well done.



## The Head Coach

Hayden Fry has put Iowa into football prominence in a surprisingly short time. Fry became the Hawkeyes' head coach Dec. 9, 1978, and after two years of building a solid foundation, he coached Iowa to consecutive 8-4 seasons and appearances in the Rose and Peach Bowls.

Those achievements came faster than most observers thought possible. Since Hayden inherited a program that was struggling to win a single Big Ten game, there was little thought of Big Ten championships in the near future.



But Iowa got a piece of the league title in 1981 and an invitation to Pasadena. A team that had been picked for the second division shared the championship with Ohio State, posted Iowa's first winning season since 1961, rose as high as sixth in the wire service polls and produced two consensus all-Americans.

Fry was honored as national coach of the year (Sporting News and Chevrolet/ABC-TV), Big Ten coach of the year (midwest news media), and NCAA District Five coach of the year (Football Coaches).

The 1981 team was virtually wiped out by graduation and Iowa dropped its first two games in 1982. But Hayden got his club rolling again and when another exciting season ended, the Hawkeyes had won eight of the last 10 games (the last three in a row), finished

third in the Big Ten (they were picked for seventh), and polished off Tennessee in the Peach Bowl.

Iowa fielded a young ball club last season and the word is out to keep an eye on Fry's 1983 edition. Some pre-season polls have the Hawkeyes in the Top Ten nationally and almost all estimates project them as a challenger in the Big Ten race. Fry has worked hard to gain respect and recognition for his program and the dedication has obviously paid dividends.

Iowa's success has not been surprising to those who have watched Hayden

carefully construct his Hawkeye program. After inheriting a team that had won only two games in 1978, he fielded highly competitive teams that finished in the Big Ten's first division in both 1979 and 1980. Fry is the first Iowa coach to take an upper echelon spot in the Big Ten in each of his first four years.

Under Fry, Iowa attendance has reached capacity and facilities have greatly improved. Kinnick Stadium will have its fourth straight season-ticket sellout in 1983: 22 of the last 23 home games have attracted capacity crowds. The stadium was enlarged to 65,000 this year. Facility improvements include new artificial turf and one of the finest weight training complexes in the U.S.

Hayden is the only man who has won coach of the year honors in three major conferences (Southwest, Missouri Val-





## Hayden's Record

SMU	North Texas
1962 2-8-0	1973 5-5-1
1963 4-7-0	1974 2-7-2
1964 1-9-0	1975 7-4-0
1965 4-5-1	1976 7-4-0
1966 8-3-0	1977 10-1-0
1967 3-7-0	1978 9-2-0
1968 8-3-0	
1969 3-7-0	Iowa
1970 5-6-0	
1971 4-7-0	1979 5-6-0
1972 7-4-0	1980 4-7-0
	1981 8-4-0
	1982 8-4-0

## Totals

SMU—49-66-1 (.426)  
 N. Texas—40-23-3 (.635)  
 Iowa—25-21-0 (.543)  
 Career—114-110-4 (.509)

## Bowl Games

1963 Sun Bowl: Oregon 21, SMU 14  
 1967 Cotton Bowl:  
 Georgia 24, SMU 9  
 1968 Astro Bluebonnet Bowl:  
 SMU 28, Oklahoma 27  
 1982 Rose Bowl:  
 Washington 28, Iowa 0  
 1982 Peach Bowl:  
 Iowa 28, Tennessee 22

## Fry's record at Iowa in:

all games — 25-21  
 all home games — 12-11  
 all road games — 13-10  
 Big Ten games — 20-12  
 Big Ten home games — 9-7  
 Big Ten road games — 11-5  
 non-conference games — 5-9  
 non-conference home games — 3-4  
 non-conference road games — 2-5  
 games that were decided by a  
 touchdown or less — 9-7  
 games that were decided by a field  
 goal or less — 4-4  
 games in which Iowa had the lead  
 after one quarter — 15-4  
 games in which Iowa had the lead  
 at halftime — 18-2  
 games in which Iowa had the lead  
 after three quarters — 24-4  
 games in which Iowa scored  
 first — 18-4  
 games in which the opponent scored  
 first — 7-17

ley and Big Ten) and coached in five different bowl games (Sun, Cotton, Astro Bluebonnet, Rose and Peach).

His record at SMU, North Texas State and Iowa is 114-110-4. At SMU he coached 11 years (1962-72). His 1966 team won the Southwest Conference championship and went to the Cotton Bowl. He also had a Sun Bowl team in 1963 and an Astro Bluebonnet Bowl club in 1968, making him the only coach who has put teams in Texas' three major bowls. His record at SMU was 49-66-1 and he was the athletic director his last nine years at the school.

Hayden was coach and AD for six years at North Texas (1973-78), inheriting a sick program and making it a big winner (33-11) in his final four years there. His record at North Texas, which won only seven games in the four seasons prior to his arrival, was 40-23-3.

Fry has the reputation of being a coach who is innovative offensively and sound defensively. Often he is unpredictable.

His 1968 SMU team went to Ohio State and put the ball in the air 76 times, an NCAA passing record that stood for 12 seasons. His 1978 North Texas team and his 1981 Iowa club both led the nation in several defensive categories.

Named the Texas College Coach of the Year four times, Hayden broke the color barrier in the Southwest Conference when he recruited Jerry Levias, a Black wide receiver, at SMU. He has attracted outstanding assistants, including Bum Phillips, now head coach of the New Orleans Saints.

Fry has served many years on the UPI coaches' panel and is active in the American College Football Coaches Association, currently serving that organization on its ethics and all-America committees. He has participated in several NCAA-sponsored media seminars and promotional tours.

He has coached in several postseason all-star games, including the East-West Shrine Game, where he is 3-0 as head coach, and the Hula Bowl, where he will again serve as a coach in 1984. Fry's victory in the last East-West game gave him a 4-0 record for TV games last year (three wins at Iowa, one in the Shrine game).

A native of Odessa, Texas, Hayden was an all-state quarterback there and led his team to the 1946 Texas high school championship. He played at Baylor (1947-50), quarterbacking the Bears to a 26-13 record and earned a degree in psychology in 1951.

Fry was a player-coach with the Quantico Marines (he reached the rank of captain), head coach in his hometown of Odessa three years (1956-58), assistant at Baylor two seasons (1959-60), and an aide at Arkansas in 1961 before moving to SMU as head coach.

An entertaining public speaker, Hayden has made hundreds of appearances before various groups since he arrived in Iowa. His wife's name is Shirley and he is the father of four sons, Randy, Zach, Kelly and Adrian, and a daughter, Robin. Randy, Zach and Kelly played for him at North Texas. Shirley has two children, Bryan and Jayme.



# BILL BRASHIER



This is an interview with Bill Brashier, Iowa's assistant head coach and defensive coordinator. Brashier is in his fifth year with the Hawkeyes. His defense led the Big Ten statistically the past two years, and in 1981 his unit allowed only 13 points per game, the lowest total at Iowa since 1960. Brashier coached the defense for the victorious East team in the last East-West Shrine Game.

**Q** — You were recently named assistant head coach. What does this mean to you?

**A** — It's a title Coach Fry gave me and I consider it an honor. I think it's his way of saying I've done a good job. I was very gratified by the promotion. My responsibilities won't change. I'll still be in charge of the defense with the concentration on the secondary.

**Q** — Why have you turned down head coaching positions to stay at Iowa?

**A** — The only legitimate offer I've turned down has been the North Texas State job and that's because they're in the process of de-emphasizing football. They're having financial problems. Changes of going to a bowl game at North Texas are pretty slim. I would dearly love to be a head coach, but I want it to be at a good place. Whatever coaching time I have left, I want to be associated with the excitement and the thrill of big time college football, where if you win, then you're rewarded for it like our last two bowl games. At North Texas State we won nine games and ten games and were never considered for a bowl game. I would certainly consider

a head coaching position on the level I'm now coaching. But, I don't think there's a better position in college football than at the University of Iowa. If our success at Iowa continues, and I expect it to continue, everyone on the coaching staff will have much better opportunities for head coaching jobs.

**Q** — Much of what you've achieved defensively has come with players not as talented as many of your opponents. How do you explain your success?

**A** — I believe we do a very good job of teaching. All of our coaches fit together well and do an exceptional job with the kids. We've had some excellent athletes on defense; not as many as maybe Ohio State or Michigan, but we're catching up. I think the main thing we do defensively that other people don't do, and maybe we've learned through years of experience, is to be a realistic defensive team. We ask our players to do the things they are realistically capable of doing. We won't ask them to do things they can't do. Another important factor is our continuing system. We don't change our system from year to year, aside from minor adjustment changes. The longer we stick with a system, the better the players perform in that system each year.

**Q** — You're gaining a reputation as the leader of one of the top defensive programs in college football. Do you have a basic formula for success?

**A** — The main reason is the system that repeats from year to year. But another very important thing we do really well is practice. We expect a high degree of performance level in practice. Our players are expected to practice very, very hard. I guess I'm from the old school that believes that you're going to play about like you practice. If you practice hard and well during the week, then you've got a pretty good chance of playing well on Saturday. We're always on our players to achieve that certain level of practice that will make them winners.

**Q** — What do you think is the single most important ingredient for successful defensive football?

**A** — We believe that if you don't allow your opponents the big plays —

the easy, cheap touchdown — most offenses will eventually self-destruct. Very seldom do you see an offensive team drive 15 plays for a touchdown. It's hard to do because there are so many things that can go wrong, beginning with the snap. So our basic philosophy is to be very sound in what we do and try hard not to give up the big play.

**Q** — Why would you rather coach defense than offense?

**A** — Just about everybody thinks about the offense, but to me the greatest thrill is stopping the offense. I know those offensive coaches are always thinking of ways to attack. So it's a great feeling when I call a defense that is right for a particular play. It makes my defensive coaches and players feel like we've thrown our best and we've come out on top. It doesn't feel as good when you guess wrong, though.

**Q** — Can Iowa be the best defensive football team in the Big Ten again?

**A** — We have a tradition now and our players want to keep it going. The players want to be the top defensive team in the league and they'll work harder to get it again. We're capable of doing it again this year and one of the basic reasons is that our offense will be much improved. The better our offense is, the more they'll keep our defense off the field. We've had a very good ball control offense the last two years with an excellent kicking game and that's helped our defense. Very few times have we had to go on the field in bad position. We don't have Reggie Roby this year, so we may be taking the field in more precarious positions. Our defense won't have played together intact because of injuries to several players last spring. But when the players become used to each other and hopefully enjoy some success, we should have a pretty good defensive unit again.

**Q** — What makes coaching defense in the Big Ten so tough?

**A** — It used to be that if you could stop the run, you could win in the Big Ten. That's no longer true. The Big Ten is the most wide-open offensive conference in the country. It's one of the nation's leaders in passing and probably the hardest team to defense is the team



— and there are some in this league — that throws maybe 50 times a game. We've been fortunate the last two years that we've been able to stop the run and lead the league doing it. So opponents have thrown the ball much more against us. Any way you look at it, the Big Ten is a tough league for defensive coaches because of the variety of offenses and formations we see.

**Q** — Why do most teams put their best athletes on defense?

**A** — The main reason is because of the old adage: "If a team can't score, it can't beat you." Obviously the fewer points you give up the better chance you have to win. If you've got to out-score your opponents to win, you might be in trouble. Teams that have to score 35 points a game to win are probably going to be no better than .500. On the other hand, if you can hold your opponent to two touchdowns or less, you've got a chance to beat anybody. The Rose Bowl year is a good example. We held eight opponents to a touchdown or less and won all those games.

**Q** — Do you think of yourself as a defensive innovator?

**A** — I think of myself as a sound defensive coach who has been through a lot of things. I know what has hurt us through the years and what's helped us. I continually draw on my experience in preparing game plans. I certainly don't consider myself a defensive genius.

**Q** — What's been the biggest satisfaction to you in all your years of coaching?

**A** — I've coached a long time, but I was nearly 40 when I moved up to the college ranks. I'd coached high school football until that time. So getting into college coaching as late as I did and getting to the University of Iowa has to rank real high on my list. When we thought about the move to Iowa, we said, "If we win up there we can go to some bowl games and if we win the league title we can go to the big one, the Rose Bowl." So without question the biggest satisfaction I've ever experienced as a coach was when we beat Michigan State and they were throwing roses out of the press box. It was then that the realization finally hit us that we made it, we're going to the Rose Bowl.



**Q** — You lost nine defensive starters in 1982 and yet you still had an excellent defensive team last year. Was that surprising to you?

**A** — We didn't know what to think after the first ball game. We knew we'd be taking an inexperienced defense against maybe the top offense in the country at Nebraska. We played terrible at Nebraska. We were very bad. Against Iowa State we weren't great, but we were much better. Then we faced another explosive team in Arizona on the road. I knew we'd be in for problems against Arizona. But when we played the way we did, especially in the second half, then I knew our defense had a good chance of being pretty good. You could start to see the aggressiveness and desire was there and that all we needed was experience. It was a surprise that we were able to lead the Big Ten in defense again.

**Q** — How good can Iowa's football team be in the future?

**A** — I'll tell you one thing about Coach Hayden Fry and this staff. We always think big and that starts with the head man. He never goes on the field thinking there's no chance to win. We'll play the defending national champion, Penn State, in the second game. We won't go into the game hoping to just play well. We'll go in thinking we have a chance to win and so will our

players. I think we've reached a point where we'll be competitive with anybody we play.

**Bill Brashier**  
Assistant Head Coach  
Defensive Coordinator

Bill spent 11 years on the North Texas State staff before coming to Iowa in 1979. He has been a head coach at high schools in San Antonio and Freer, Texas. He was a three-year starter at North Texas State as a defensive back, quarterback and punter. He still holds the school record for career pass interceptions with 19. His 10 interceptions during the 1951 season is also a school record. A navy veteran, he and his wife Ann have two sons (Randy and Scott) and a daughter (Lee Ann).

**Brashier says:**

*"I've been coaching a long time and believe me, the University of Iowa and its football program are truly unique. I've never seen a place where football was so important to the entire community. Here in Iowa City and in the state of Iowa, Hawkeye football is just something special. I don't think there are many places like that in the country. We've been fortunate to have some winners the last few years. But that's no accident. We've had athletes with a lot of character and desire."*

# BILL SNYDER




Offensive Coordinator  
Quarterbacks & Receivers Coach

Bill is a graduate of William Jewell College and won honorable mention all-America honors as a defensive back. He came to Iowa in 1979 after spending three years at North Texas State. He served as offensive coordinator and swimming coach at Austin (Texas) College. He was a high school coach for five years in California and served as a graduate assistant at Southern Cal. He is the father of a son (Sean) and two daughters (Shannon and Meredith).

**Snyder says:**

*"One of the most frequently asked questions is what kind of player do I look for? Well, I think first we're concerned with a young man's character, the quality of his background, the type of student he is and whether or not he'll make the effort to be a good student. These are all things we hope will carry over to the playing field. We feel strongly about getting the type of person who comes from a disciplined background, because it's a very disciplined setting here at Iowa. We basically want a person who will do himself, his team and his university proud."*

# BERNIE WYATT



Defensive Ends Coach

An all-America prep at Amityville, N.Y., Bernie started for Iowa in the defensive backfield and was his team's most valuable player in 1960. He had seven career pass interceptions and played in the Blue-Gray all-star game following his senior year. He joined the Hawkeye staff in 1974 after coaching in high schools in Iowa and New York. He and his wife Barbara have two sons (Brad and Barry).

**Wyatt says:**

*"I'm an Easterner and made Iowa my choice over 20 years ago. The reasons for a student's attending Iowa are the same now as they were when I enrolled. Iowa is a super academic institution and I think the Midwest is a friendly area. It takes a special person to play Big Ten football and make the commitment to gain a quality education. We require excellence from our players both on the field and in the classroom. The person who dedicates himself to both will be a winner."*









# CARL JACKSON




## Running Backs Coach

A former collegiate academic all-American, Carl came to Iowa in 1979 after three years at North Texas State. He served as a high school coach in Port Arthur and Aldine, Texas. A four-year letterman in football, basketball and track as a prep in Bay City, Texas, he went on to collegiate stardom at Prairie View A&M. He placed third nationally (NAIA) in the long jump in 1961 and second in 1962. He and his wife Doris have a son (Carl) and a daughter (Cheryl).

## Jackson says:

*"Our coaching staff puts a lot of stock in a man's character. We'd like to think on fourth and one that we have a youngster who will give us all he has rather than someone who's going to quit. I think running backs come in all sizes and shapes. You can't stereotype a player. You can't say you've got to be 6-2 or 6-3 to play a position when a guy 5-8 can play it just as well. Each back we have is unique. We get to know our players as people; we know them for more than just football."*

# DAN McCARNEY



## Defensive Linemen Coach

A co-captain at Iowa in 1974, Dan joined the Hawkeye staff in 1977. He was an offensive guard at Iowa and was drafted by the Atlanta Falcons. He served as a Hawkeye graduate assistant before joining the full-time staff. He lettered three times at Iowa. He is a bachelor.

## McCarney says:

*"I know some may think it's corny, but I love football and the University of Iowa. I was brought up in Iowa City, played football for Iowa and now have the privilege of coaching for Iowa. It's really great seeing the good things happen to a place you love. I may coach somewhere else during my coaching career, but nowhere will I have the feeling for the job that I do now. I was an emotional-type player and I try and carry that over to my players now. When you play with emotion and great effort, good things are bound to happen."*





# DEL MILLER



Receivers Coach

A three-year letterman at Central College, Del coached high school teams at Plainfield and Eagle Grove before coming to Iowa in 1978. A five-sport letterman at Iowa Valley in Mar-engo, he was all-state in football and basketball and played for a state championship team in 1968. He also serves as Iowa's recruiting coordinator. He and his wife Jan have three sons (Troy, Todd and Tad).

Miller says:

*"We emphasize the positive in recruiting at Iowa, and we have a lot of positive things to talk about. We offer an outstanding education, we have great athletic facilities and wonderful fan support. It is true that this state does not offer a large recruiting base because of its small population, but we have other advantages that our competition does not and we try hard to capitalize on them. All of the positive things here, plus our two straight bowl invitations, make the job of the recruiting coordinator much easier."*

# DON PATTERSON



Tight Ends Coach

Don played at the U.S. Military Academy, then coached several service teams while in the army. He coached at North Texas State one season prior to coming to Iowa in 1979. A native Texan, he is the only athlete in the history of Blooming Grove high school to letter in six sports. He and his wife Lisa have a daughter (Brooke).

Patterson says:

*"There's no question that fan support is a major reason for our success. Our support is second to none. I know that for a fact. It means a lot to the players to be appreciated the way they are at Iowa. Another important reason for our success is the fact that an incoming player is accepted into a very close knit family. I don't think there's any question that Iowa will become one of the top football programs in the country within a few years."*

# BARRY ALVAREZ



Linebackers Coach

A former all-Big Eight linebacker at Nebraska, Barry coached Mason City to the 1978 Iowa AAAA state title. He joined the Iowa staff in 1979. He has been named Coach of the Year in both Iowa and Nebraska. He played in the Orange and Sugar bowls and in the postseason Blue-Gray and Senior Bowl games. He and his wife Cindy have two daughters (Dawn and Stacey) and a son (Chad).

Alvarez says:

*"Having seen a lot of universities all over the country and having talked with prep coaches from all over, I believe there's no question that Iowa offers a sincerity to players seen nowhere else. When we bring a recruit in for a visit, he's always pleased by what he finds at Iowa. It's truly a great athletic and academic institution. I've found the typical Hawkeye is more dedicated to overall excellence than simply athletic excellence."*

# KIRK FERENTZ



Offensive Linemen Coach

Kirk joined the Iowa staff in 1981 after coaching at Connecticut, Worcester Academy (Mass.), and Pittsburgh. He was a captain and linebacker at Connecticut and earned all-conference academic honors there. A native of Pittsburgh, he and his wife Mary have a son (Brian).

Ferentz says:

*"I'm still pretty new to Iowa athletics, but it didn't take me very long to figure out why Iowa fans are so special. Win or lose, the support is outstanding. No matter how far we travel on the road, there always seems to be an entire section of Iowa fans at the game. I think bowl scouts are amazed at the number of people we bring to a game. Iowa City is a fun place to live, to coach and to play football. I feel very fortunate to be a part of this program."*





# BILL DERVRICH



Weight Training Coach

Bill joined the Iowa staff in 1980 and is the school's first strength coach. He achieved football stardom at West Chester State. He earned all-conference honors in football at the school and was named most valuable on the football team. He did weight training research at Army and was on the Penn State staff before coming to Iowa. He and his wife Terry have a son (Sean).

**Dervrich says:**

*"It is my job to help our athletes attain maximum physical efficiency. We don't pump up our players just to make them look good; we want to help them perform as well as possible. We have built and developed one of the best weight-training programs in the nation and we are very proud of it. Our athletes realize how important strength is to team success and to their own personal achievements. They work extremely hard to become as strong as possible."*







## Hawkeye Profiles




John Alt



Bill Bailey



Bill Broghamer



Glenn Buggs



Fred Bush

**\*\*\*JOHN ALT—OT, 6-7, 275, Sen., Columbia Heights, Minn.**

**Past Year**—Named to the AP's second-team all-conference unit. Season-long starter at tackle in his first season on the offensive line. Bothered by a hand injury at the end of the season which forced him to miss the Peach Bowl and spring ball. Iowa's offensive player of the game vs Michigan. Graded out as Iowa's most consistent lineman on both passing and rushing last season.

**College Career**—Recruited as a tight end, he switched to tackle in the spring of 1982. As a tight end, he had one catch for 13 yards as a sophomore.

**High School**—Won all-city, all-conference and all-state honors in football and basketball at Columbia Heights. Made several all-America teams at tight end, including Parade, Sunkist and Addidas. Played end, punter and placekicker in high school. Member of 1980 state football champions.

**Personal**—Born May 30, 1962, in Stuttgart, Germany. General Studies major.

**Receiving**

	No	Yds	Avg	TD	Lg
1981	1	13	13.0	0	13

**\*\*BILL BAILEY—C, 6-2, 250, Sen., Ypsilanti, Mich.**

**Past Year**—Began the year as the top center, but split time with all-Big Ten pick Joel Hilgenberg. Played in 10 games and started two. Centered the ball flawlessly out of the Iowa shotgun formation. Experienced player, he is capable of playing either guard spot and center. Knee injury slowed his spring progress.

**College Career**—Was the starting center the last six games of the 1982 Rose Bowl year and played in all 12 games. A special teams player as a freshman, he has used up his redshirt year.

**High School**—Lettered in three

sports at Ypsilanti and captained the baseball team. All-city, all-conference and all-state left fielder. Led his football team to the South Central Conference title as a junior.

**Personal**—Born July 19, 1961, in Ypsilanti, Mich. General Studies major. Married.

**BILL BROGHAMER—WR, 5-11, 185, Sen., Decorah, Ia.**

**Past Year**—Started the Nebraska game and made only catch of season. Played reserve role after that. Second-team wingback after spring practice. In the spring game, he caught five passes for a game-high 96 yards.

**College Career**—Walked on his freshman year, later earned a scholarship. Has played mostly in reserve.

**High School**—Two-time letterman in football, basketball and baseball at Decorah. All-conference in football and baseball twice and all-state in football as a senior. Caught 59 passes for 730 yards his senior year.

**Personal**—Born March 15, 1961, in Decorah, Ia. Teamed with Hawkeye wingback Lon Olejniczak as a prep. General Studies major.

**Receiving**

	No	Yds	Avg	TD	Lg
1982	1	5	5.0	0	5

**\*\*GLENN BUGGS—FB, 6-0, 215, Sen., South Beloit, Ill.**

**Past Year**—Second-string fullback at the beginning of season, but shoulder injury slowed his progress. Ran only five times, gaining 10 yards. Top kickoff return threat with 33.3 average on three attempts. Gained seven yards vs Arizona and six vs Michigan. Listed on the second team after spring practice.

**College Career**—Has fought injuries since his arrival at Iowa. Transferred to Iowa from Garden City Community College after freshman season. Averaged 24.8 yards on eight kickoff returns as a sophomore. Longest return was on

opening kickoff vs Northwestern (77 yards). Redshirt year was 1980.

**High School**—Lettered in football, basketball and track at South Beloit. Captained football and track teams. Three-time all-stater in track and all-conference in football twice.

**Personal**—Born March 18, 1961, in Beloit, Wis. General Studies major.

**Rushing**

	Att	Yds	Loss	Net	Avg	TD	Lg
1981	7	23	0	23	3.3	1	6
1982	5	14	4	10	2.0	0	6
Career	12	37	4	33	2.8	1	6

**Kickoff Returns**


	No	Yds	Avg	TD	Lg
1981	8	198	24.8	0	77
1982	3	100	33.3	0	41
Career	11	298	27.1	0	77

**\*FRED BUSH—FB, 6-1, 235, Jun., Manasquan, N.J.**

**Past Year**—Played in short-yardage situations and on the special teams. Ran once vs Wisconsin and gained 13 yards. A bruising fullback, he is listed on the third team behind two seniors.

**College Career**—Special team member as a freshman, he got experience last season at the injury-depleted fullback position.

**High School**—Lettered nine times at Manasquan, including four each in foot-







John Carroll



Dave Chambers



Zane Corbin



Nate Creer



Dave Croston

ball and track. Captained track as a senior when he won the state shot put and discus. All-city, all-conference and all-state in both football and track. Once ran for 254 yards in a game on only six carries.

**Personal**—Born February 12, 1963, in Somerville, N.J. General Studies major. **Rushing**

	No	Yds	Loss	Net	Avg	Lg
1982	1	13	0	13	13.0	13

#### **JOHN CARROLL—OG-C, 6-2, 250, Sen., Downey, Cal.**

**Past Year**—Bothered by an injury most of the season, he saw time in two games. A versatile player, he played guard and center in the spring and will be used at both positions in the fall. Listed behind Jon Roehlk, an all-Big Ten pick, at right guard entering fall ball.

**College Career**—Played for two years at Cerritos JC, where he was all-South Coast twice. Junior college all-American as an offensive lineman in 1980.

**High School**—Played offensive and defensive tackle at St. John Bosco. Captained team in 1978 and was all-Del Rey conference in 1977.

**Personal**—Born February 16, 1961, in Pasadena, Cal. Went to the same high school as Hawkeye basketball player Steve Carfino. General Studies major.

#### **\*DAVE CHAMBERS—DB, 6-3, 205, Sen., Iowa City, Ia.**

**Past Year**—Was the fifth defensive back much of the season on passing downs. Managed seven stops with a season high of three vs Northwestern. Also got two tackles vs Nebraska and Indiana. Was the number one man at strong safety until injured in spring drills. Will be ready for the season. Presented the Ben Trickey scholarship award in the spring.

**College Career**—Transferred to Iowa from Northern Iowa. Played quarter-

back at UNI and came to Iowa in the same capacity, but switched to defense.

**High School**—Played football, basketball, track and tennis at City High. All-conference and team captain for football and basketball. MVP in basketball.

**Personal**—Born July 9, 1961, in Iowa City, Ia. Business major.

#### **Defense**

	Solos	Assts	Total
1982	4	3	7

#### **\*\*ZANE CORBIN—DB, 6-2, 195, Jun., Jersey City, N.J.**

**Past Year**—Started a couple of games in the secondary and responded with 21 tackles, 13 of which were solos. Had six tackles vs Indiana, five in the Iowa State game and four at Nebraska (plus one sack). Against Northwestern had three tackles plus one pass defended and two touchdown saves. Second-team going into fall practice.

**College Career**—Redshirted in 1980. Has played a vital role on the special teams. Recovered an accidental onside kick against UCLA in the fourth quarter in 1981. Had four interceptions in one 1982 spring scrimmage.

**High School**—First-team all-stater and team captain at Snyder. Averaged 26 yards per catch and also made six interceptions, a school record. Lettered three times in basketball and track.

**Personal**—Born September 19, 1962, in Jersey City, N.J. General Studies major. Married.

	Solos	Assts	Total	T/Loss
1981	2	2	4	0/0
1982	13	8	21	1/-2
Career	15	10	25	1/-2

#### **\*NATE CREER—DB, 6-1, 185, Soph., Brooklyn, N.Y.**

**Past Year**—Tied for fourth in the Big Ten with three interceptions. Played in all 12 games and started four during the

midseason. Biggest game was the Peach Bowl, where he came off the bench to make eight tackles, including one sack. Also blocked a Tennessee PAT attempt. Had five stops vs Purdue and three each in the Minnesota and Michigan State games. Intercepted passes against the Gophers, Illinois and Wisconsin. First-string cornerback after spring scrimmage.

**College Career**—Recruited as a defensive end, he switched to defensive back because of his size. Made a rapid adjustment and contributed much as a freshman.

**High School**—Played football for three years at Tilden. Captained the team. Was named all-city as a senior.

**Personal**—Born January 24, 1962, in Pine Bluff, Ark. Graduated from same high school as Owen Gill and Devon Mitchell. Business major.

#### **Defense**

	Solos	Assts	Total	Int	T/Loss
1982	22	15	37	3	1/-3

#### **DAVE CROSTON—OT, 6-6, 265, Fresh., Sioux City, Ia.**

**Past Year**—Counted frosh campaign as his redshirt season. Moved to second team going into the fall after spending most of the spring with top unit in place of the injured John Alt.

**High School**—Lettered three times in basketball and twice in football at East. Captained football as a senior when he was first-team all-state. All-Sioux Interstate Conference twice in football.

**Personal**—Born November 10, 1963, in Sioux City, Ia. Business major.







Kyle Crowe



Jeff Drost



Bruce Gear



Owen Gill

**KYLE CROWE—DB, 6-3, 195, Fresh., Ankeny, Ia.**

**Past Year**—Redshirt freshman, he was recruited as a quarterback and defensive back, but decided to concentrate on defense. Running second team at free safety after spring drills. Had two tackles in the spring game.

**High School**—Participated in basketball, football and track at Ankeny, earning seven letters. First-team all-state in football and second-team in basketball as a senior. All-conference in football and basketball.

**Personal**—Born September 23, 1963, in Waterloo, Ia. Business major.

**JEFF DROST—DT, 6-5, 260, Fresh., Indianola, Ia.**

**Past Year**—Redshirted at defensive tackle. Listed on the second team heading into fall practice. Netted six solo tackles and two assists in the spring game.

**High School**—Eight-time letter winner at Indianola in football, wrestling and track. Captained football and wrestling. Won sixth place in state wrestling in 1980 and third in the discus in 1982.

**Personal**—Born January 27, 1964, in San Angelo, Tex. Business major.

**GREG FITZGERALD—NG, 6-4, 250, Jun., Hoffman Estates, Ill.**

**College Career**—Transferred to Iowa from Harper JC where he was all-conference, all-state and Region Four player of the year in 1982. League MVP, he set Harper records for tackles and sacks. All-American noseguard according to NJCAA, Grid Wire and Blue-Chip Magazine. Second team noseguard entering fall practice. Enrolled at Iowa for the spring semester.

**High School**—Earned six letters at Hoffman Estates in football, basketball and track. Captained football twice and basketball once. All-city and all-con-

ference in football and basketball in 1981.

**Personal**—Born July 3, 1963, in Chicago, Ill. Physical Education major.

**BRUCE GEAR—DE, 6-1, 215, Fresh., Madison, Wis.**

**Past Year**—Spent 1982 on the sidelines as a redshirt. Currently number two defensive end behind Tony Wanket. Good speed makes him strong on the pass rush.

**High School**—Football and track standout at Memorial. Captained both squads and was all-city in both as a junior and senior.

**Personal**—Born March 27, 1964, in Milwaukee, Wis. Undecided major.

**\*\*OWEN GILL—RB, 6-2, 220, Jun., Brooklyn, N.Y.**

**Past Year**—Honorable mention all-Big Ten running back. Second leading rusher with 683 yards on 136 carries, a 5.0 average. Made seven touchdowns to rank second on the Iowa scoring list. Also grabbed 12 passes for 88 yards, a 7.3 average. Played in every game, starting four. Iowa's leading rusher at Nebraska with 58 yards, including a 30-yard scrimmage run. Also gained 60 yards at Arizona. Offensive player of the game vs Northwestern with 74 yards on eight carries. Recovered a fumble on a punt against the Wildcats and scored from the 12 on the next play; also scored on a 52-yard run. Forced to play some fullback because of injuries to Norm Granger. Started against Illinois (FB) and was co-offensive MVP after gaining 60 yards. Caught four passes at Purdue when he played both FB and TB after Eddie Phillips was injured. Started for Phillips vs Wisconsin and gained 157 yards on 28 carries. Scored twice against the Badgers including a 44-yard gallop. UPI's Midwest Player of the week for his play against Michigan State, when

he ran for 102 yards and scored three TDs. Started the Peach Bowl game and ran for 70 yards vs Tennessee. Finished seventh in the Big Ten in rushing, eighth in scoring and tied for 17th in total offense. His single game rushing total against Wisconsin (157) ranks 14th on Iowa's all-time list and his 683 season yards is the seventh best. Also recorded three tackles playing on the special teams. Will concentrate on tailback this fall, where he is deadlocked with Eddie Phillips for the starting assignment.

**College Career**—Excellent freshman campaign, rushing for 143 yards in a reserve role. Best game as a rookie was 86 yards vs Northwestern. Played on special teams to gain experience. Also a triple jumper for the Hawkeyes, he set the school record at 48'5" in 1982. Finished fifth in triple jump at the 1983 Big Ten outdoor track meet.

**High School**—Two-year letterman in track and football at Tilden. Captained football squad. First-team all-state in both track and football. Ran for 314 yards in one game.

**Personal**—Born February 19, 1962, in London, England. Nicknamed the Baby Bull. Went to the same high school as Devon Mitchell and Nate Creer. Undecided major.

**Rushing**

	Att	Yds	Loss	Net	Avg	TD	Lg
1981	24	149	6	143	6.0	1	20
1982	136	708	25	683	5.0	7	52
Career	160	857	31	826	5.2	8	52

**Receiving**

	No	Yds	Avg	TD	Lg
1982	12	88	7.3	0	23







Bill Glass



Norm Granger



Tom Grogan



Mike Haight



Tim Hanna

### **BILL GLASS—OG, 6-2, 265, Jun., Portage, Pa.**

**Past Year**—Redshirted in 1982 at guard, he's ranked number two on the left side entering fall practice. Injured arm held him out last year.

**College Career**—Transferred to Iowa from Ellsworth JC, where he lettered for two years on both sides of the line.

**High School**—Played baseball and football at Portage Area and won eight letters. Captained both teams in 1980 and earned all-conference laurels in football.

**Personal**—Born February 21, 1962, in Portage, Pa. Physical Education major.

### **\*\*\*NORM GRANGER—FB, 5-11, 220, Sen., Newark, N.J.**

**Past Year**—Bothered by ankle and shoulder ailments all season. Started in every game except Illinois, which he skipped entirely because of injuries. Third leading ground gainer for the Hawkeyes with 356 yards in 67 carries, a 5.3 average. Also caught 25 passes for 260 yards (10.4 average). Great speed and a definite breakaway threat from the fullback spot. Took a screen pass 63 yards for a TD on regional TV at Indiana. ABC-TV player of the game against the Hoosiers with 74 yards rushing and 90 yards receiving. Biggest running game was at Arizona with 77 yards in eight attempts. Ran seven times vs Iowa State (32 yards) and also caught two passes and returned four kickoffs against the Cyclones. Caught five passes against both Michigan and Purdue. One of five captains in 1982; elected tri-captain this year. First Hawkeye to serve as captain more than one year. Labeled the Big Ten's finest fullback by Coach Hayden Fry.

**College Career**—Has started at fullback the past two years after being recruited as a tailback. Earned all-Big Ten mention as a sophomore. Led the conference in kickoff returns as a fresh-

man (29.9) and averaged 41 yards as a sophomore on seven returns. Ran a kickoff back 99 yards for a TD against Indiana in 1981. Has lost only seven yards rushing in 132 career attempts.

**High School**—All-state, all-American, MVP and team captain at Barringer after gaining 1,900 yards and scoring 13 touchdowns. Won the Newark Academic Scholar-Athlete award.

**Personal**—Born September 14, 1961, in Newark, N.J. Went to the same high school as Iowa defensive back Keith Hunter. Recreation Education major.

#### **Rushing**

	Att	Yds	Loss	Net	Avg	TD	Lg
1980	3	13	0	13	4.3	0	8
1981	62	267	3	264	4.3	2	29
1982	67	360	4	356	5.3	1	22
Career	132	640	7	633	4.9	3	29

#### **Receiving**

	No	Yds	Avg	TD	Lg
1980	4	16	4.0	0	9
1981	6	7	1.2	0	8
1982	25	260	10.4	1	63
Career	35	283	8.1	1	63

#### **Kickoff Returns**

	No	Yds	Avg	TD	Lg
1980	11	329	29.9	0	55
1981	7	287	41.0	1	99
1982	4	84	21.0	0	25
Career	22	700	31.8	1	99

### **\*\*TOM GROGAN—QB, 6-3, 200, Sen., Kansas City, Kan.**

**Past Year**—Started the Iowa State game and saw action in all others as a holder on placements. Against the Cyclones, he completed four of nine throws for 39 yards. In the season opener vs Nebraska, he scored Iowa's only points on a four-yard TD run. Also passed for 55 yards against the Cornhuskers. Ran for 14 yards and a first down from a field goal formation to keep a drive going against Illinois. Second string going into fall practice. Threw for 266 yards (13 of 16 passing) in the spring game, including a 43-yard

TD to Bill Happel and a 41-yard scoring strike to Dave Moritz.

**College Career**—A quarterback throughout his Iowa career, he used his redshirt year in 1980. Was a member of the Iowa basketball squad that went to the Final Four in 1980.

**High School**—Three-sport letterman at Turner, earning three each in football, basketball, and baseball. An all-state basketball player and a National Honor student.

**Personal**—Born October 31, 1960, in Chanute, Kan. Business major. Married.

	Passing	Att	Comp	Pct.	Yds	Int	TD	Lg
1981	3	1	.333	20	1	0	20	
1982	23	9	.391	111	1	0	24	
Career	26	10	.385	131	2	0	24	
	Rushing	Att	Yds	Loss	Net	Avg	TD	Lg
1981	2	1	7	-6	—	0	1	
1982	10	33	22	11	1.1	1	14	
Career	12	34	29	5	0.4	1	14	

### **MIKE HAIGHT—OT, 6-3, 250, Soph., Dyersville, Ia.**

**Past Year**—Redshirted last year at tight end and moved to offensive tackle this spring. Running number two after spring drills behind veteran Joe Levels.

**College Career**—Recruited to play tight end, but grew enough to warrant his move to the interior of the offensive line. Has seen some time on the special teams.

**High School**—Played basketball as well as football at Dyersville-Beckman. All-conference twice in football and honorable mention all-state as a senior. Captained football his last season.

**Personal**—Born October 6, 1962, in Manchester, Ia. Pre-Computer Science major.

### **\*TIM HANNA—OG, 6-3, 265, Sen., Forest City, Ia.**

**Past Year**—Saw action in all 12 games and started a couple including the Peach Bowl for an ailing John Alt. Top





Bill Happel



Ronnie Harmon



Ron Hawley



Jonathan Hayes



Erric Hedgeman

tackle reserve in 1982, he played on both sides. Moved to guard in the spring, he enters the fall as the top left guard.

**College Career**—Started his career as a noseguard. Was redshirted in 1980 to aid his change to the offensive line.

**High School**—Lettered two years in football and three times in track at Forest City. Was all-conference in football twice. First-team all-state and played in the Iowa Shrine game.

**Personal**—Born September 23, 1960, in Forest City, Ia. General Studies major.

**BILL HAPPEL—WR, 6-0, 185, Soph., Cedar Rapids, Ia.**

**Past Year**—Saw limited action and caught one pass (15 yards) against Michigan. Running second string going into fall practice.

**High School**—First-team all-state, he set school records at Washington for yards (809) and receptions (66) in 1981. All-conference for three years and all-state as a senior. Also lettered in basketball twice.

**Personal**—Born December 17, 1963, in Cedar Rapids, Ia. Father Bill played at Iowa and is now an assistant coach with the Washington Federals of the USFL. Business major.

**Receiving**

	No	Yds	Avg	TD	Lg
1982	1	15	15.0	0	15

**\*RONNIE HARMON—RB, 6-0, 195, Soph., Laurelton, N.Y.**

**Past Year**—Played his first varsity game at Arizona and got his first start a month later at Minnesota. Recruited to play running back, he switched to wingback early in the season to provide more outside speed for the Hawkeyes. Ended the season with 19 catches for 299 yards, a 15.7 average. His three TD receptions tied for the team high. Caught four passes vs Wisconsin (82 yards) and Michigan (70). Had three

catches vs Northwestern (eight yards) and Tennessee (44). Tied Peach Bowl record with two touchdown receptions. Against Illinois, he caught the game-winning TD pass from Chuck Long and a 36-yard aerial from running back Eddie Phillips. Also managed a 26-yard scrimmage run vs the Illini on a wingback reverse. Started the last six games at wingback. Shifted to running back this spring.

**High School**—Lettered in football four years and started his last three. All-city and all-league twice and all-state as a senior. Rushed for 1,275 yards (10.4 average) and scored 16 TDs.

**Personal**—Born May 7, 1964, in Queens, N.Y. Brother Kevin will enroll as a Hawkeye freshman in the fall. Pre-Computer Science major.

**Rushing**

	Att	Yds	Loss	Net	Avg	TD	Lg
1982	8	34	21	13	1.6	0	26

**Receiving**

	No	Yds	Avg	TD	Lg
1982	19	299	15.7	3	36

**Kickoff Returns**

	No	Yds	Avg	TD	Lg
1982	2	43	21.5	0	23

**\*RON HAWLEY—DB, 5-11, 190, Sen., West Covina, Cal.**

**Past Year**—Started every game at free safety and was also the team's punt return man for most of the year. The leading tackler among the secondary returners, he had 38 solos and 31 assists, plus one sack. Got 10 tackles against both Nebraska and Illinois. Had seven stops vs Iowa State and Indiana. Also picked off a pass on Iowa's three-yard line with just over two minutes left at Indiana. Defensive player of the game vs Northwestern with three tackles and 17 yards in punt returns. Returned 14 punts for a 3.1 average. Intercepted a pass vs both Minnesota and Michigan State. In the Peach Bowl, he had seven tackles and one pass broken up. Tied for fourth in the con-

ference in interceptions with three. Returned five punts at Michigan State and earned national attention by running into the goal posts on deep coverage and knocking the uprights to the ground.

**College Career**—Redshirt year in 1981 to make the adjustment from Mt. San Antonio JC. All-conference at Mt. San Antonio with five interceptions and 44 tackles as a sophomore.

**High School**—Played football, ran track and captained both teams. Won all-conference laurels once in football and twice at South Hills.

**Personal**—Born October 27, 1961, in Detroit, Mich. Business major.

**Defense**

	Solos	Assts	Total	Int	T/Loss
1982	38	31	69	3	1-8

	No	Yds	Avg	TD	Lg
1982	14	43	3.1	0	10

**\*JONATHAN HAYES—TE, 6-5, 225, Jun., South Fayette, Pa.**

**Past Year**—The first player at Iowa since Craig Clemons (1971) to play both offense and defense in the same game. Groomed as a linebacker, he switched to tight end last spring, but injuries forced him to put in time on defense also. Against Northwestern, he started his double duty with one reception for seven yards and had three tackles. Had four tackles in the Illinois game, but missed the second half with a sore ankle. Blocked a field goal attempt at Minnesota. Also played on special teams and had four solos and six assists in 1982. In tight battle with Mike Hufford, he's number one tight end entering fall.

**College Career**—Recruited to play both linebacker and tight end, he has become one of Iowa's most versatile players.

**High School**—All-state as a senior when he caught 27 passes (569 yards) for 10 TDs. Also had 61 solos and 79





Joel Hilgenberg



Mike Hooks



Mike Hufford



Paul Hufford



Keith Hunter

assists plus three interceptions. Played baseball and basketball and was football captain and MVP.

**Personal**—Born August 11, 1962, in South Fayette, Pa. Cousin of Iowa defensive tackle George Little. Undecided major.

Defense	Solos	Assts	Total
1981	1	0	1
1982	6	4	10
Career	7	4	11

Receiving	No	Yds	Avg	TD	Lg
1982	1	7	7.0	0	7

**\*ERRIC HEDGEMAN—LB, 6-4, 215, Soph., Bridgeton, N.J.**

**Past Year**—Participated in half of the games and collected six tackles, including four solos. Best game was Northwestern with four stops. Held out of spring ball, he figures in the two deep at linebacker in the fall.

**High School**—All-state, team captain and MVP as a senior at Bridgeton. Played running back and rushed for four TDs in one game. Also got 28 tackles in a single game. Lettered in basketball too.

**Personal**—Born October 18, 1963, in Bridgeton, N.J. Business major.

Defense	Solos	Assts	Totals
1982	4	2	6

**\*\*\*JOEL HILGENBERG—C, 6-3, 250, Sen., Iowa City, Ia.**

**Past Year**—Second-team all-Big Ten according to both AP and UPI. Played in every game and started the last 10. Responsible for long snaps on kicking plays. Credited with three stops on the specialty squad. Blessed with great quickness, he has added 20 pounds to his frame and should be one of the premier centers in the league.

**College Career**—Sophomore season was cut short (four games) because of a hand injury. Played behind his brother Jay, an all-league pick, as a freshman. Saw a lot of play on the special teams.

**High School**—A National Honor Society member and all-conference player at City High. Played defensive tackle and offensive center and was a two-year letterman.

**Personal**—Born July 10, 1962, in Iowa City, Ia. Follows in the footsteps of brothers Jim, a 1978 Iowa graduate and Jay, a 1981 graduate. Father Jerry was an all-American center at Iowa in the 1950s. Uncle Wally was all-Big Ten linebacker in the 1960s. General Studies major.

**\*\*MIKE HOOKS—DE, 6-3, 232, Jun., Omaha, Neb.**

**Past Year**—Finished with 10 solos and eight assists as a reserve. Had three sacks for 28 yards in losses. Five tackles against Michigan State was a season high, including one sack for 11 yards. Also got four stops vs Iowa State and three vs Northwestern. Recorded two tackles for losses at Minnesota. Skipped spring workouts because of an injury, but will push for playing time in the fall.

**College Career**—Lettered as a freshman in 1980, then redshirted in 1981. Has 21 tackles in his career. Competed on special teams as a rookie.

**High School**—First-team all-state and captain at South. Eighth in the state in pass receiving with 31 catches for 270 yards. Also averaged 16 tackles. Finished second in the Nebraska powerlifting meet.

**Personal**—Born May 21, 1962, in Omaha, Neb. General Studies major.

Defense	Solos	Assts	Total	T/Loss
1980	2	1	3	0/0
1982	10	8	18	3/-28
Career	12	9	21	3/-28

**\*\*MIKE HUFFORD—TE, 6-3, 245, Sen., Mt. Vernon, Ia.**

**Past Year**—Made 13 catches for 181 yards (13.9 average). Had four receptions vs Nebraska (67 yards); named offensive player of the game. Also

caught three passes against Michigan and scored Iowa's only points on a fourth quarter TD reception. One of five 1982 captains. Running even with Jonathan Hayes for the top tight end spot after spring training.

**College Career**—As a sophomore, he won all-Big Ten honorable mention. Missed part of the 1980 campaign with an injured ankle.

**High School**—Second-team all-state in football and third-team in basketball at Mt. Vernon. Holds school record for most yards and receptions in a game and for most points and rebounds in a basketball game. Won two letters in football, three in basketball.

**Personal**—Born November 21, 1960, in Keokuk, Ia. Brother Joe played defensive tackle for Iowa and brother Paul is a Hawkeye junior. General Studies major.

Receiving	No	Yds	Avg	TD	Lg
1980	3	26	8.7	0	18
1981	10	181	18.1	2	29
1982	13	181	13.9	1	24
Career	26	388	14.9	3	29

**\*PAUL HUFFORD—DT, 6-3, 260, Jun., Mt. Vernon, Ia.**

**Past Year**—Played in every game behind all-American Mark Bortz, managing 19 tackles and two sacks. Four solo stops and one sack at Arizona was top game. Made three solos in the season opener at Nebraska. Running first team going into the fall after five tackles in the spring game.

**College Career**—Recruited to play noseguard, but a wrestling injury as a high school senior forced a change to tackle. Redshirted in 1980 following knee surgery.

**High School**—First-team all-state twice. On three all-America teams, he had 297 tackles in 24 games and averaged 37 yards per punt. Won 185-pound state wrestling title as a junior and was Iowa shot put champ. Also all-con-





Joe Levelis



George Little



Chuck Long



J.C. Love Jordan



Paul McCarty

ference in baseball. Won letters in football, wrestling, track and baseball at Mt. Vernon. Captained football and wrestling teams.

**Personal**—Born February 5, 1962, in Keokuk, Ia. Brother Mike is a Hawkeye tight end. Brother Joe played defensive tackle for Iowa. General Studies major.

Defense	Solos	Assts	Total	T/Loss
1982	11	8	19	2/-5

## **\*\*KEITH HUNTER—DB, 6-0, 195, Jun., Newark, N.J.**

**Past Year**—Started about half the time in the secondary after beginning the year as the top left cornerback. Finished the season with 29 tackles, 13 of which were solo hits. Started against Illinois and got a season high of eight stops. Recorded six tackles at Minnesota to earn defensive player of the game. Intercepted a fourth quarter pass in the end zone against the Gophers. Had five hits in the Peach Bowl. Leading candidate at cornerback heading into the fall. One of the hardest hitters on the special teams.

**College Career**—A reserve defensive back for a year, he came to the forefront last season. Has been a fine special teams player for two years. Used redshirt year in 1980.

**High School**—Lettered four years at Barringer, playing both defensive back and quarterback. Holds the school record for the longest interception return (90 yards). Intercepted five passes his senior season, when he was named all-city, all-conference and all-state.

**Personal**—Born May 16, 1961, in Newark, N.J. Attended school with Iowa fullback Norm Granger. Business major.

Defense	Solos	Assts	Total	Int
1981	4	0	4	0
1982	13	16	29	1
Career	17	16	33	1

## **\*\*JOE LEVELIS—OT, 6-5, 280, Sen., Lindenhurst, N.Y.**

**Past Year**—A two-year starter at left guard, he switched to tackle this spring. Running number one on the right side going into fall practice. Named Iowa's offensive MVP in a 16-7 loss at Purdue. Iowa's heaviest starting lineman, he's the only blocker to start in both the Rose and Peach Bowls.

**College Career**—Recruited to play defense, he changed to offense as a freshman. Used redshirt year in 1980. The number one left guard on 1982's Rose Bowl entry, when he started all 12 games. Has started 20 of the last 24 games.

**High School**—Played on both offensive and defensive line at Lindenhurst, where he received three letters in football. MVP as a senior, when he made the all-New York Metro team.

**Personal**—Born January 6, 1961, in Columbus, O. From the same high school as former Hawkeye lineman Sam Palladino. General Studies major.

## **\*\*GEORGE LITTLE—DT, 6-4, 250, Jun., Duquesne, Pa.**

**Past Year**—Played extensively in reserve, especially on passing downs when a strong rush was needed. Made two tackles and 12 assists in 1982. Had a pair of stops vs Northwestern, Illinois and Michigan State. Sacked Illinois quarterback Tony Eason as time expired in the first half to kill an Illini drive. Top tackle on the right side after spring practice.

**College Career**—Won a letter as a freshman, playing on both the special teams and on the defensive line. Credited with nine stops as a freshman.

**High School**—First-team all-state, captain and MVP at Duquesne. Named to the Pittsburgh Metro Blue Chipper list. Holds school record for tackles in a season.

**Personal**—Born June 27, 1963, in

McKeesport, Pa. Cousin of Iowa tight end Jonathan Hayes. General Studies major.

### **Defense**

	Solos	Assts	Total	T/Loss
1981	3	6	9	0/0
1982	2	12	14	1/-11
Career	5	18	23	1/-11

## **\*CHUCK LONG—QB, 6-4, 210, Jun., Wheaton, Ill.**

**Past Year**—Completed outstanding sophomore season by setting Iowa records for completion percentage (65.2) and consecutive passes completed (11, in the Peach Bowl). Started the 1982 season as the top QB, lost job in the second game and regained it in the third. Had Iowa's season-best in total offense against Tennessee (306 yards). Completed 18 of 27 passes for 187 yards and two TDs vs Arizona. Connected on nine of 11 passes against Northwestern (131 yards), including his last nine in a row. Longest pass of the season was a 63-yard screen pass (to Norm Granger) at Indiana. Threw for 220 yards against Michigan. Ran for two TDs against both Minnesota and Wisconsin. Was named offensive player of the game (by the media) and Iowa's player of the game (by CBS-TV) in the Peach Bowl. Against Tennessee, he completed 19 of 26 passes for 304 yards (sixth best in Iowa history) and three touchdowns (ties for second in Iowa records). Set Peach Bowl records for yards passing, total offense and touchdown passes (tied). In the Big Ten, he ranked fourth in passing efficiency and ninth in total offense. On the year, he threw for 1,678 yards (third best in the Iowa records), on 148 completions (second best) and 227 attempts. He also ran for 121 yards and his 1,799 yards total offense ranks third in the Iowa books. Accounted for 15 touchdowns (11 passing, four rushing).

**College Career**—As a freshman, he lost his redshirt year because he played





Devon Mitchell



Dave Moritz



Tom Nichol



Kelly O'Brien



a few downs against Northwestern and in the Rose Bowl. Completed his only pass (14 yards) at Northwestern and rushed for 11 yards in the bowl game. Earned number one spot by hitting 78 percent of his passes for 903 yards during spring of 1982.

**High School**—Three-sport standout at North. Lettered in football, basketball and baseball. All-conference in football and basketball. Captained football and baseball squads. Led team to 4A state football championship as a junior.

**Personal**—Born February 18, 1963, in Norman, Okla. Business major.

#### Passing

	Att	Comp	Pct	Yds	Int	TD	Lg
1981	1	1	1.000	14	0	0	14
1982	227	148	.652	1678	11	11	63
Career	228	149	.654	1692	11	11	63

#### Rushing

	Att	Yds	Loss	Net	Avg	TD	Lg
1982	141	426	305	121	0.9	4	17

**\*\*J.C. LOVE JORDAN—WR, 5-11, 190, Jun., Robbins, Ill.**

**Past Year**—Played in every game and started four. Caught 16 passes for 154 yards (10.4 average) and one touchdown. Had three receptions against Arizona (29 yards and one TD), Indiana (47 yards) and Illinois (23 yards). Also completed a pass for 27 yards vs the Illini. Returned 10 kickoffs for 166 yards. Was a play messenger much of the season. Top wingback going into the fall.

**College Career**—A former running back, he tried split end last spring and ended up as a wingback. In freshman year, he gained 93 yards rushing, including 62 in the regular season finale (Michigan State). Went into 1981 as the top running back but an injury slowed his progress and he redshirted. Ranked second in Big Ten kickoff returns as a freshman with a 26.8 average.

**High School**—Three-sport performer

at Richards. Won letters in football, basketball and track. Football MVP and two-time track MVP. All-conference and all-state.

**Personal**—Born February 22, 1962, in Greenville, Miss. Communication/Theatre Arts major. Married.

#### Rushing

	Att	Yds	Loss	Net	Avg	TD	Lg
1980	36	128	35	93	2.6	1	16
1981	1	6	0	6	6.0	0	6
Career	37	134	35	99	2.7	1	16

#### Receiving

	No	Yds	Avg	TD	Lg
1980	1	2	2.0	0	2
1982	16	154	9.6	1	32
Career	17	156	9.2	1	32

#### Kickoff Returns

	No	Yds	Avg	TD	Lg
1980	13	348	26.8	0	57
1982	10	166	16.6	0	27
Career	23	514	22.3	0	57

#### Passing

	Att	Comp	Pct	Yds	Int	TD	Lg
1982	1	1	1.000	27	0	0	27

**\*PAUL McCARTY—RB, 6-0, 200, Sen., Houston, Tex.**

**Past Year**—Backup at tailback, he rushed for 83 yards (14 carries), an impressive 5.9 average. Injured at the start of the season, he saw his first action vs Northwestern, when he gained 65 yards on eight tries. Returned three kickoffs for a 12.0 average. Rushed three times in the regular season game and caught one pass. Third-string heading into the season.

**College Career**—Transferred to Iowa from Compton Community College, the same school QB Cornelius Robertson attended. All-conference and all-California JC as a sophomore.

**High School**—All-conference twice in football and all-city in both football and track. Captained football team as a senior.

**Personal**—Born January 18, 1961, in Houston, Tex. Communication/Theatre Arts major.

#### Rushing

	Att	Yds	Loss	Net	Avg	TD	Lg
1982	14	86	3	83	5.9	0	16

#### Kickoff Returns

	No	Yds	Avg	TD	Lg
1982	3	36	12.0	0	17

**\*DEVON MITCHELL—DB, 6-2, 185, Soph., Brooklyn, N.Y.**

**Past Year**—A starter in nine games, he saw action in all 12. Made 28 tackles and had a couple of stops for losses. Best tackle game was Wisconsin (6) when he also intercepted a pass, knocked a pass away and had a touchdown save. Made an open-field tackle on the two-yard line as the game ended to preserve a 24-20 win at Indiana. That play was honored by The Sporting News as the defensive play of the week. Had five hits vs Iowa State and four vs Arizona. Led Iowa with three TD saves. Running second string after spring training.

**College Career**—Walked on at Iowa and into a starting position in just two years. Redshirted in 1981.

**High School**—Football safety and baseball outfielder for two years at Tilden. All-city, he ran back a punt for a TD and picked off three interceptions in one game.

**Personal**—Born December 30, 1962, in Kingston, Jamaica. Attended the same high school as Iowa players Owen Gill and Nate Creer. General Studies major.

#### Defense

	Solos	Assts	Total	Int	T/Loss
1982	14	14	28	3	2/9

**\*\*DAVE MORITZ—WR, 6-0, 185, Sen., Chicago, Ill.**

**Past Year**—Iowa's leading receiver with 41 catches for 605 yards (14.8 average). Set Peach Bowl record with 168 yards receiving and tied mark with eight receptions, all in the first half. Caught a 57-yard touchdown in that game.





Howard Peterson



Eddie Phillips



Jon Roehlk



Ken Sims



Kevin Spitzig

Ranked 12th in Big Ten receiving with 27 catches. Caught five passes against Northwestern (85 yards). Illinois (89). Purdue (63) and Michigan State (45). Had a 26-yard TD called back vs Northwestern, but scored on a 36-yard reception on the next play. Also returned eight punts early in the season.

**College Career**—Part-time player his first two years, he was the number one wide receiver all of 1982. Currently in ninth place on Iowa's all-time receiving charts with 1,000 career yards. His 1983 totals of 605 yards and 41 receptions rank fifth and sixth in Hawkeye history. Total of 168 yards receiving in the Peach Bowl is second best single-game mark in Iowa records.

**High School**—Received all-city and all-Catholic league honors after leading St. Rita in scoring. Also earned letters in basketball and track.

**Personal**—Born June 12, 1962, in Evergreen, Ill. General Studies major. Receiving

	No	Yds	Avg	TD	Lg
1980	1	5	5.0	0	5
1981	17	390	22.9	1	57
1982	41	605	14.8	3	57
Career	59	1000	17.0	4	57

**Punt Returns**

	No	Yds	Avg	TD	Lg
1982	8	17	2.1	0	14

**\*\*TOM NICHOL—K, 5-11, 195, Jun., Green Bay, Wis.**

**Past Year**—Was the top placement kicker and was also called upon to do the short punting. Made all 31 extra point attempts and four of 11 field goals to pace the Hawkeyes in scoring with 43 points. Has made 38 PATs in a row, dating back to the Purdue game of 1981. The school record is 42 straight. His string is ninth best in Big Ten history. Best game was Northwestern where he made all six PAT attempts and a career-long field goal of 49 yards. A 20-yard FG with 2:20 left won the Arizona

game. Made FGs against Indiana (24 yards) and Michigan State (41). Punted the pigskin out of bounds on the 11 and 12-yard lines vs Michigan. Best punt of the year was a 43-yarder that rolled out of bounds on the one-foot line with 24 seconds left vs Illinois. Punted nine times, averaging 34.6 yards. Will handle the placements this fall, and is the top prospect to take over for graduated all-American punter Reggie Roby.

**College Career**—Freshman season, he became the top kicker in the third game and went on to become the Big Ten's third most productive scorer. Tied school records for single-game PATs attempted (nine) and made (eight) vs Northwestern in 1981. Made three field goals as a rookie vs Michigan to spark a 9-7 Iowa win. Averaged 31.1 yards per punt in 1981 as the short punter.

**High School**—Three-year football standout at quarterback and kicker as well as a track and soccer performer. Captained football team and gained first-team all-state honors. Holds Preble school record for 54-yard field goal.

**Personal**—Born August 17, 1962, in Green Bay, Wis. Business major.

#### Placements

	PATs	FGs	TP
1981	26-28	11-20	59
1982	31-31	4-11	43
Career	57-59	15-31	102

	No	Yds	Avg	Lg
1981	11	349	31.7	43
1982	9	311	34.6	43
Career	20	660	33.0	43

**\*\*KELLY O'BRIEN—C, 6-2, 260, Jun., Sterling, Ill.**

**Past Year**—Saw a lot of action in short yardage situations as an extra tight end. Against Purdue, he scored Iowa's only touchdown on a five-yard reception. Changed to center in spring ball. Third-team going into the fall behind two seniors.

**College Career**—Played sparingly at

tight end his first two years. Saw a lot of time on specialty teams and on short yardage plays.

**High School**—First-team all-state as a tight end. All-conference in baseball and football. Also lettered twice in basketball. Captained football and baseball teams.

**Personal**—Born August 20, 1963, in Sterling, Ill. Undecided major.

#### Receiving

	No	Yds	Avg	TD	Lg
1982	1	5	5.0	1	5

#### Defense

	Solos	Assts	Total
1982	0	1	1

**ROBERT OLIVER—DT, 6-5, 250, Jun., Waterloo, Ia.**

**College Career**—Played football for two years at Ellsworth JC before transferring to Iowa. Enrolled at Iowa in the spring and enters fall practice as a second-team defensive tackle.

**High School**—Football and basketball standout at Central. All-city and all-conference in both.

**Personal**—Born February 28, 1962, in Waterloo, Ia. General Studies major.

**\*HOWARD PETERSON—NG, 6-2, 250, Soph., Bettendorf, Ia.**

**Past Year**—Played in the first nine games before hurting his leg at Purdue. Missed the rest of the regular season, but came back to participate in the Peach Bowl. Had five solos and four assists on the season, including one sack. Recorded three tackles vs both Northwestern and Michigan. He's top candidate for a starting position in the fall, despite missing spring ball.

**College Career**—Redshirted in 1981.

**High School**—First-team all-state noseguard and heavyweight wrestling champ at Bettendorf. Lettered three times in wrestling and twice each in football and track. Captained football team and was all-conference in football and wrestling.





Larry Station



Mike Stoops



Dave Strobel



Tony Wancket



Mike Yacullo

**Personal**—Born February 21, 1961, in Arlington Heights, Ill. Nicknamed Hap. Business major.

Defense	Solos	Assts	Total	T/Loss
1982	5	4	9	1/3

### \*\*\*EDDIE PHILLIPS—RB, 6-1, 215, Sen., Chicago, Ill.

**Fast Year**—Second-team all-American according to Sporting News. The top returning rusher in the conference. Ended up fourth in all-purpose running, ninth in total offense and 10th in rushing in the Big Ten. Was the starting tailback all season until he hurt his knee in the ninth game at Purdue. Rushed for 806 yards on 166 carries, a 4.9 average. Iowa's second best receiver, getting 26 receptions for 200 yards, a 7.7 average. Completed one of two passes vs Illinois for 36 yards. Ran for 198 yards (fifth best in Iowa history) at Minnesota on 36 carries, winning offensive player of the game honors. He followed that game with 158 yards (13th in Hawkeye history) against Illinois to get AP Midwest Player of the week and CBS-TV honors. He rammed 30 yards on a third and 29 situation to keep a drive going late in the fourth quarter vs the Illini. Other top efforts came against Northwestern (95 yards and a 27-yard TD catch), Indiana (73 yards and two rushing TDs), Arizona (61 yards and five receptions) and Purdue (42 yards in the first half before getting hurt). In the Peach Bowl, he came off the bench to gain 34 yards and score on a 2-yard dive in the third period. Locked in a close battle with Owen Gill for the starting spot this fall. His 806 yards rushing in a season ranks fourth on the all-time list.

**College Career**—Second-leading rusher as a sophomore and the top threat until an ankle injury at midseason. Finished with 543 yards, including 101 vs Indiana. Returned kickoffs and punts earlier in his career. Has 1,404 career rushing yards, the seventh best in Hawkeye history.

**High School**—All-city, all-conference and all-state. Won three letters in football and four in track at Simeon.

**Personal**—Born February 23, 1961, in Columbus, Miss. General Studies major. Selected to participate in an NCAA drug awareness campaign this fall.

Rushing							
	Att	Yds	Loss	Net	Avg	TD	Lg
1980	16	61	6	55	3.4	0	14
1981	121	549	6	543	4.5	5	33
1982	166	820	14	806	4.9	5	30
Career	303	1430	26	1404	4.6	10	33
Receiving							
	No	Yds	Avg	TD	Lg		
1980	1	11	11.0	0	11		
1981	8	23	2.9	0	12		
1982	26	200	7.7	1	36		
Career	35	234	6.7	1	36		

Passing							
	Att	Comp	Pct	Yds	Int	TD	Lg
1982	2	1	.500	36	0	0	36

Kickoff Returns							
	No	Yds	Avg	TD	Lg		
1980	1	17	17.0	0	17		
1981	1	22	22.0	0	22		
Career	2	39	19.5	0	22		

Punt Returns							
	No	Yds	Avg	TD	Lg		
1980	2	13	6.5	0	13		

### \*\*\*JON ROEHLK—OG, 6-2, 265, Sen., Durant, Ia.

**Fast Year**—Played in every game and started nine, playing some at both guard slots. Honorable mention all-Big Ten by AP. Last season was his first on the offensive line. Versatile player, he can play both guards and center too. Number one on the right side going into fall practice. A 1983 tri-captain, he is also the number one kickoff man after booting all of his kicks into the end zone in the spring game.

**College Career**—Began career as a linebacker. Spent 1981 as a redshirt making the adjustment to guard and beefing himself from 210 pounds to 265. Played sparingly at linebacker, but saw a lot of time on special teams.

**High School**—Three-sport letterman at Durant, winning four in football and three each in baseball and wrestling. Captained all three sports.

**Personal**—June 25, 1961, in Davenport, Ia. Physical Education major.

Defense	Solos	Assts	Totals
1980	4	3	7
1981	0	2	2
1982	1	1	2
Career	5	6	11

### KEN SIMS—DB, 5-10, 180, Fresh., East St. Louis, Ill.

**Fast Year**—Spent the 1982 season as a redshirt while sharpening his skills in the Iowa secondary. Rated a top reserve after spring training. Had six solo hits in the spring game.

**High School**—Football and track letter winner at Lincoln. Captained both teams. Second-team all-state as a cornerback. Football MVP.

**Personal**—Born November 9, 1963, in East St. Louis, Ill. Recreation Education major.

### \*\*KEVIN SPITZIG—LB, 6-3, 225, Jun., Ankeny, Ia.

**Fast Year**—Leading tackler the first two games, he suffered a severe knee injury in the third contest at Arizona. Missed the rest of the season and spring ball this year. Recorded 13 tackles in the opener at Nebraska and 15 (nine solos and six assists) against Iowa State. Will try for a starting job in the fall at one of Iowa's strongest positions. Granted a redshirt year because of his injury.

**College Career**—Saw part-time service for two years, then became a starter in 1982. Early in his career he played primarily on passing downs because of his fine speed. Had nine tackles against both Northwestern and Indiana as a sophomore, when he totaled 28. Recorded 15 tackles as a freshman and had a 14-yard sack vs Ohio State.



**High School**—A consensus all-state first-team selection who had a school record 128 tackles in senior campaign. Also played basketball and baseball at Ankeny. Honor Society member.

**Personal**—Born December 17, 1961, in Dayton, Oh. Iowa's 1983 Nile Kinnick Scholar. Business major.

Defense	Solos	Assts	Total	T/Loss
1980	13	2	15	1/-14
1981	17	11	28	0/0
1982	26	18	44	0/0
Career	56	31	87	1/-14

**\*LARRY STATION—LB, 6-1, 230, Soph., Omaha, Neb.**

**Past Year**—Iowa's top tackler as a freshman despite starting only five games. Second-team all-conference according to AP; Football News freshman all-American. Got six tackles in each of the first three games coming off the bench. Started his first game at Northwestern and was the leading tackler with seven. Top tackler the next four weeks with 15 at Indiana, 14 vs Michigan and eight at Minnesota. Defensive player of the game vs Michigan when he also recovered a fumble and defended a pass. Started vs Illinois and got five tackles but got hurt and didn't play in the second half. Missed the Purdue game but came back with six stops vs both Wisconsin and Michigan State and eight in the Peach Bowl. Called Iowa's defensive signals. A preseason all-American according to The Sporting News. Didn't participate in spring drills, but should be full strength in the fall.

**High School**—Lettered three times in football and track, and won the Nebraska discus and shot put titles. Captained football once and track twice. All-city, all-conference and all-state in both football and track for two years. Top notch prep tennis player as well. He's a National Honor Society member. Has thrown the discus 202'1".

**Personal**—Born December 5, 1963, in Omaha, Neb. Pre-Computer Science major.

Defense	Solos	Assts	Total	T/Loss	Int
1982	51	37	88	3/-14	1

**\*MIKE STOOPS—DB, 6-2, 185, Jun., Youngstown, Ohio**

**Past Year**—Played only briefly in 1982 because of a shoulder ailment. A strong 1983 spring moved him to the top spot at strong safety.

**College Career**—Played behind his brother Bobby at strong safety the past two years. Career total of 10 tackles. Has used redshirt year.

**High School**—Three-sport letterman at Cardinal Mooney, where he gained all-state mention in football. Earned two letters each in football, baseball and basketball.

**Personal**—Born December 13, 1961, in Youngstown, Oh. Undecided major.

Defense	Solos	Assts	Total
1981	3	4	7
1982	1	2	3
Career	4	6	10

**\*\*DAVE STROBEL—DE, 6-4, 235, Sen., St. Paul, Minn.**

**Past Year**—Honorable mention all-Big Ten defensive end, according to AP. Had 64 tackles last season, including 35 solos. Third on the team with eight sacks (-37 yards). Started every game despite playing the last half of the season with a broken hand. Top tackle game was Wisconsin (10), but he was defensive MVP vs Purdue when he had nine stops, two of which were sacks. Credited with eight tackles vs Arizona, seven vs Iowa State (including three sacks), six vs Indiana and five each against Nebraska and Tennessee. Missed spring drills with an injured ankle. A tri-captain, he is listed as the top defensive right end.

**College Career**—Former fullback and wingback, he made the change to defense in the spring of 1982. In 1981, he started a couple of games at wingback and responded with three catches (41 yards) and three yards rushing. Also returned a couple of short kickoffs vs Illinois for 31 yards.

**High School**—First-team all-state football at Hill-Murray. Lettered four times in both football and track. Has high jumped 6'8".

**Personal**—Born April 3, 1962, in St. Paul, Minn. General Studies major.

Defense	Solos	Assts	Total	T/Loss
1980	2	0	2	0/0
1981	1	0	1	0/0
1982	35	29	64	8/-37
Career	38	29	67	8/-37

Rushing	Att	Yds	Loss	Net	Avg	TD	Lg
1980	1	1	0	1	1.0	0	1
1981	1	3	0	3	3.0	0	3
Career	2	4	0	4	2.0	0	3

Receiving	No	Yds	Avg	TD	Lg
1981	3	41	13.7	0	16

**\*TONY WANCKET—DE, 6-3, 225, Jun., Atkinson, Ill.**

**Past Year**—Became a starter in the second game and remained there the rest of the season. Iowa's defensive player of the game in his first start vs Iowa State. Had five solos and three assists plus one sack against the Cyclones. Also scored the Hawkeyes' only TD on a 26-yard interception return. Credited with seven tackles at the Peach Bowl along with two passes broken up. Got six tackles at Indiana (including two sacks), and five vs both Michigan State and Northwestern. On the year he recorded 16 solos and 33 assists. He also had nine sacks (-51 yards), the second best on the team. Second on the squad with five passes defended. Number one at left end going into fall practice.

**College Career**—Part-time player until a year ago. Used redshirt year in 1981.

**High School**—Earned 10 letters at Atkinson: football (3), basketball (3) and track (4). Captained football team and all-conference. Two-time conference champ in the shot put.

**Personal**—Born January 15, 1962, in Geneseo, Ill. General Studies major.

Defense	Solos	Assts	Total	T/Loss	Int
1982	16	33	49	9/-51	1

**\*\*MIKE YACULLO—LB, 6-2, 227, Sen., Deerfield, Ill.**

**Past Year**—Started nine games in an injury-plagued year. The second leading tackler with 39 solos and 38 assists. Got eight stops in the season opener at Nebraska to earn a starting job. Also recovered two fumbles vs the Cornhuskers. Replaced the injured James Erb vs Iowa State and made 10 tackles and covered one fumble. Season high of 13 tackles at Purdue, plus one sack. Against Northwestern, he made five stops and intercepted one pass. Had five stops against Michigan when he also hurt his thumb, which kept him out of the Minnesota contest. Defensive player of the game at Indiana with four stops and one tackle for loss. Six tackles in the season finale vs Michigan State and 10 in the Peach Bowl vs Tennessee. Also broke up a pass and caused a fumble against the Volunteers. Missed the spring season with an injury but pushing for a starting berth again.

**College Career**—Walked on in the spring of 1980. Substitute linebacker



and special teams player as a sophomore. Got the chance to start in 1982 when a rash of injuries hit the linebacking corps.

**High School**—Three-year letterman at Loyola and football captain. All-city, all-conference and all-state mention.

**Personal**—Born May 3, 1962, in Chicago, Ill. General Studies major.

#### Defense

	Solos	Assts	Total	T/Loss	Int
1980	4	0	4	0/0	0
1981	2	3	5	0/0	0
1982	39	38	77	2/8	1
Career	45	41	86	2/8	1

## Pronunciation Guide

Greg Baumann	BOW-min	Joe Murawinski	MIR-uh-WIN-skee
Dan Boddicker	BOD-ih-kir	Tom Nichol	NICK-ul
Bill Broghamer	BRO-hammer	Jay Norvell	noor-VELL
Doug Burrell	bir-RELL	Lon Olejniczak	OH-lin-zack
Tim Cheatham	CHEET-um	Eddie Polite	poh-LITE
Dave Croston	CROSS-tun	J.J. Puk	PUCK
Kyle Crowe	CROW	Jon Roehlk	RELK
Jeff Drost	DROHST	Joe Schuster	SHOE-stir
Andy Fluette	FLU-et	Mark Sindlinger	SIN-ling-ir
Mike Haight	HATE	Dave Strobel	STRO-bul
Gregg Hammann	HAY-mun	Dean Tiebout	TEE-bout
Joel Hilgenberg	HILL-gun-birg	Mark Vlasic	VLASS-ik
Trey Jackson	TRAY	Jon Vrieze	VREEZE
Joe Levelis	luh-VEL-is	Tony Wancket	WAN-kit
John Marchese	mar-CASE	Herb Wester	WEST-ir
George Millett	mill-LETT	Bill Wieres	WEERS
Dave Moritz	moor-RITZ	Mike Yacullo	yuh-COO-low

## Meet the Rookies

**DAVE ALEXANDER**, 6-5, 272, OL, Sterling, IL (Sterling)—All-state selection and all-conference for two years... most valuable and team captain as a senior... won three letters and was named to a couple of all-American teams... won the Tulley Award for citizenship and outstanding athletic ability... throws discus in track.

**GREG BAUMANN**, 6-1, 205, LB, Fairfield, IA (Fairfield)—All-state choice... team's captain and most valuable player... also competed in baseball and track.

**KERRY BURT**, 6-3, 205, WR, Waterloo, IA (West)—Unanimous first-team all-state as well as all-conference and all-city... team captain and MVP... caught 44 passes for 655 yards as a senior... averaged seven tackles and 39.8 yards per punt... intercepted five passes in 1982... had 76 career receptions.

**CRAIG CLARK**, 6-3, 215, RB, Columbus Junction, IA (Columbus Junction)—First-team all-state... team captain and MVP... first team all-conference selection since sophomore year... had 98-yard run from scrimmage as a junior... averaged 42.1 yards punting as a senior... rushed for over 3,400 career yards and a seven-yard average... also competed in basketball, track and baseball... National Honor Society student carrying 3.97 grade point.

**MARSHALL COTTON**, 6-0, 190, RB, Davenport, IA (Central)—First-team all-state... rushed for 1,298 yards as a senior (10.2 average) and 15 touch-

downs... captain... also competed in basketball and track... member of state champion 400-meter and 800-meter relay teams.

**QUINN EARLY**, 6-3, 175, WR, Great Neck, NY (South)—Blazing speed as seen by a .044 time in the 40... averaged 28 yards per catch... honor student... also played basketball and has triple jumped 48'4 1/2"

**MIKE FLAGG**, 6-6, 245, TE, Cedar Falls, IA (Cedar Falls)—Named to all-American teams by Scholastic Coaches and National High School Football Coaches... academic all-American... all-state in 1982 and all-league twice... captain as a senior and team MVP... made 31 catches for 543 yards and 7 TDs last season... GPA of 3.91.

**BRIAN FOLLAND**, 6-2, 235, OL, Omaha, NE (Burke)—Earned all-state, all-league and all-city twice... two-year starter at both center and middle guard... captain his senior season.

**ROBERT GRAFTON**, 6-2, 225, DL, Jersey City, NJ (Snyder)—Second-team all-state and first-team all-league and all-city... played defensive and offensive end... scored six TDs in nine games... co-captain in 1982.

**KEVIN HARMON**, 6-1, 180, QB-WR, Laurelton, NY (Bayside)—All-city as running quarterback... completed 35 of 70 passes for 917 yards and 10 TDs... total offense of over 1,200 yards and accounted for 17 touchdowns... also competed in track... brother of Iowa wingback Ronnie.

**MIKE KENNON**, 6-0, 200, K, Stanton, IA (Stanton)—Second team all-state as running back... first-team all-conference as RB and LB... team captain... made second longest field goal in history of high school football (62 yards)... scored rushing record of 1,296 yards... scored 137 career points... National Honor Society... also competed in basketball, baseball and track.

**LLOYD KIMBER**, 6-1, 187, DB, Chicago, IL (Simcoe)—Honorable mention all-state as well as all-league and all-city... Simcoe's MVP and captain... National Honor Society member with 3.6 GPA... also played QB.

**J.J. PUK**, 6-3, 215, LB, Cedar Rapids, IA (Washington)—Credited with 134 total tackles, a 13 per game average... first-team all-state plus all-league and all-city... defensive MVP... member of state championship doubles team in tennis... National Honor student.

**JOHN RUDOLPH**, 6-1, 205, RB, Deerfield, IL (Deerfield)—Named to elite squads for state, conference, city and county... captain and MVP his last season... ran for 1,133 yards last year and over 2,000 for his career... averaged seven yards per carry and scored 24 TDs in his career... honor student.

**JOE SCHUSTER**, 6-5, 275, DL, Faribault, MN (Faribault)—All-conference twice and all-state as a senior... most valuable on offense and captain as a junior... also participated in track and wrestling.

**BOOKER SCOTT**, 6-1, 200, RB, Davenport, IA (Central)—Third-team all-state... rushed for 945 yards senior year, averaging 10.2 yards... team captain... state champion in 100-meter dash.

**MARK SINDLINGER**, 6-2, 235, OL, Charles City, IA (Charles City)—First team all-state... captain and most valuable player... three-time state heavyweight wrestling champ... National Honor Society student with 3.65 GPA.

**ROBERT SMITH**, 5-11, 175, WR, Dallas, TX (Spruce)—All-state as a senior... all-conference and all-city on both offense and defense for two years... holds Dallas record for single-game rushing with 243 yards in 14 carries... as a junior, he ran for 890 yards (9.1 average)... senior year he played in only seven games and gained 650 yards (11.2 average)... all-American in track, running the 100 meters in 10.16 seconds and finished second at Texas Relays.

**DEAN TIEBOUT**, 6-5, 270, OL, Maywood, IL (Proviso East)—All-state, all-city and all-conference... played in the Illinois all-star game... state of Illinois scholar.

**JON VRIEZE**, 6-3, 235, DL, Forest City, IA (Forest City)—Captained team and went on to gain all-state and all-conference honors... first player in his conference to be named first-team all-league as a sophomore.

**HERB WESTER**, 6-8, 320, OL, Nashua, NH (Nashua)—All-state and all-conference... honor student with a 3.5 GPA... won the indoor state shot put title... born in Germany.

## The University of Iowa



From its founding in 1847, The University of Iowa has been an educational pioneer. In 1860 Iowa became the first state university to admit women on an equal basis with men. In 1868 it established the first law school west of the Mississippi River and in 1870 began to develop one of the first university-based medical centers in the Midwest. Today, the University ranks among the Midwest's leading centers of liberal arts, graduate and professional education.

Located in Iowa City, the University now has an enrollment of some 30,000 students, over 1,500 faculty members and a 1,900-acre campus. The University Libraries house more than 2 million volumes and include a Health Sciences Library, which features a collection of rare books.

The University is comprised of ten colleges—Liberal Arts, Graduate, Business Administration, Medicine, Engineering, Law, Nursing, Pharmacy, Dentistry and Education—as well as

seven schools—Art and Art History, Journalism and Mass Communication, Letters, Library Science, Music, Religion and Social Work.

The University has maintained its tradition as an innovator, originating the interdisciplinary science of speech pathology and pioneering in the acceptance of creative work—painting, sculpture, musical composition, poetry, drama and fiction writing. Its Writers' Workshop has gained a world reputation in the teaching of creative writing. The International Writers' Workshop, begun by Paul Engel and now under the direction of Hualing Nieh Engel, is the most respected in the world. Under the leadership of James Van Allen, the University has also played a major role in U.S. space programs, such as the Voyager space probes.

The University of Iowa Hospitals and Clinics serve as the apex of a major tertiary health care center, the largest university-owned teaching hospital in the United States. The University's Hancher Auditorium, now in its 12th season, offers concerts, ballet and theatrical productions, featuring such renowned artists and groups as Vladimir Horowitz, the Alvin Ailey American Dance Theater and the Vienna Choir Boys.

### Hawkeye Staff Directory

Staff Member	Position	Area Code Is 319	
		Home Phone	Office Phone
Albright, Dr. John	Team Physician	337-2305	356-3471
Alvarez, Barry	Asst. Football Coach	351-9354	353-4289
Banks, Duane	Head Baseball Coach	351-7124	353-3188
Brashier, Bill	Asst. Football Coach	354-7100	353-5525
Bruner, Larry	Asst. Athletic Director	337-4245	353-7210
Burns, Mike	Asst. Gymnastics Coach	338-6264	353-3489
Callahan, Bud	Athletic Fund Raiser	337-4368	353-6271
Cooper-Van Meter, Dickie	Merch. Coordinator	337-5433	353-6435
Crowley, Ed	Physical Therapist	337-9929	353-4096
Dervich, Bill	Wt. Training Specialist	338-0802	353-4372
Duncan, Steve	Asst. Baseball Coach	337-6518	353-3188
Dunn, Tom	Head Gymnastics Coach	351-4851	353-3489
Elliott, Bump	Athletic Director	338-9950	353-3810
Fairchild, Ron	Equipment Manager	354-4722	353-4653
Ferentz, Kirk	Asst. Football Coach	354-0276	353-3919
Fry, Hayden	Head Football Coach		353-5070
Gable, Dan	Head Wrestling Coach	351-5164	353-6200
Gardner, Joedy	Asst. Basketball Coach		353-3225
Garrett, Doug	Asst. Equip. Manager	337-6118	353-4653
Gilbert, Mike	Asst. Track Coach	377-2173	353-5829
Haddy, Phil	Asst. Sports Info. Dir.	351-3012	353-3038
Hankinson, Mel	Asst. Basketball Coach	338-2899	353-4871
Houghton, Steve	Head Tennis Coach	337-2815	353-4334
Jackson, Carl	Asst. Football Coach	354-7334	353-5250
Johnson, Mark	Asst. Wrestling Coach	337-8318	353-6200
Kupka, Jean	Ticket Manager	626-6497	353-4216
Kurdelmeier, Gary	Asst. Athletic Director	338-7068	353-4468
McCarney, Dan	Asst. Football Coach	626-2081	353-4853
Miller, Del	Recruiting Coordinator	351-0867	353-6788
Mims, Fred	Student Services Dir.	351-4216	353-5412
Patterson, Don	Asst. Football Coach	354-4440	353-6557
Patton, Glenn	Head Swimming Coach	338-1983	353-5123
Raveling, George	Head Basketball Coach		353-3912
Righter, Ron	Asst. Basketball Coach		353-4346
Robinson, J.	Asst. Wrestling Coach	644-2006	353-5373
Rydze, Bob	Asst. Swimming Coach	338-7151	353-5418
Snyder, Bill	Asst. Football Coach	351-1182	353-5647
Steenlage, Les	Administrative Assistant	354-5972	353-3784
Streif, John	Physical Therapist	354-1494	353-7406
Wheeler, Ted	Head Track Coach	338-2105	353-6699
White, Jim	Promotions Director	351-4729	353-3711
Wine, George	Sports Info. Director	337-3933	353-3038
Wyatt, Bernie	Asst. Football Coach	338-9847	353-3040
Zwiener, Chuck	Head Golf Coach	338-5232	353-5744



## News Media Information



George Wine



Phil Haddy

**Kinnick Stadium** is located on the west campus in the heart of the University's athletic complex. It is a few minutes' drive from Interstate 80 and the Iowa City airport, about 30 minutes from the Cedar Rapids airport.

**Pressbox** at the stadium is on the west side and accessible by elevator. One of the nation's finest, it was completed in 1958 at a cost of \$490,000 (cost to build Kinnick Stadium was \$500,000 in 1929). The first deck accommodates the working press. The second deck contains 14 booths for radio and television. The

third and fourth levels have photo and radio booths and VIP areas. A pregame lunch is served on all levels. The pressbox is 100 feet high and extends between the 25-yard lines.

**Press Ticket** requests should be directed to George Wine, sports information director. Requests should be filed early enough in advance to allow time for processing.

**Athletic Offices** are located in Carver-Hawkeye Arena on the west campus near the stadium.

**Motels** in the immediate Iowa City

area that have both a restaurant and lounge are the Abbey (351-6324), Highlander Inn (354-2000), Ironmen Inn (351-6600), Howard Johnson's Lodge (351-1010), Coachman Inn (645-2940), Iowa Lodge (354-5500), and Canterbury Inn (351-4787).


**Your Hosts** in the Kinnick Stadium pressbox are George Wine and Phil Haddy.

Wine joined the Iowa staff in 1968 after working at Northern Iowa and Memphis State. A native of North English, he's an Air Force veteran and an Iowa graduate. George and his wife, Anne, have a son, Steve.

Haddy became part of the Hawkeye staff in 1971. A native of Cedar Rapids, he holds two degrees from Iowa and has worked for two radio stations. Phil and his wife, Elaine, have a son, Jason, and a daughter, Jamie.

**Sports Information Office** is located in Suite 205 of the Carver-Hawkeye Arena. Marilyn Stagg is the office secretary. Steve Malchow and Bryan Harlan are student assistants. The office phone number is 319/353-3038.

The Iowa press box has been cited by the Football Writers of America for outstanding service and facilities.



## Hawkeye Roster

No.	Name	Pos.	Ht.	Wt.	Year	Hometown (High School)
63	Dave Alexander	OL	6-5	272	Fr/Fr	Sterling, IL. (Sterling)
78	***John Alt	OT	6-7	275	Sr/Sr	Columbia Heights, MN. (Columbia Hgts)
75	Kevin Angel	OT	6-5	255	Fr/So	Rockford, IL. (Boylan Catholic)
69	**Bill Bailey	C	6-2	250	Sr/Sr#	Ypsilanti, MI. (Ypsilanti)
71	*Kirk Banks	OG	6-3	260	So/Jr	Iowa City, IA. (West)
48	Greg Baumann	LB	6-1	205	Fr/Fr	Fairfield, IA. (Fairfield)
43	Jeff Beelman	WR	6-0	185	Jr/Sr	Fort Madison, IA. (Fort Madison)
80	Mike Bennett	TE	6-5	245	Fr/So	Warren, MI. (Bishop Foley)
99	Dan Boddicker	DE	6-5	230	Jr/Sr	Cedar Rapids, IA. (Regis)
27	Bill Broghamer	WR	5-11	185	Sr/Sr#	Decorah, IA. (Decorah)
	Steve Brown	LB	6-3	210	So/Jr	Sgt. Bluff, IA. (Luton)
20	*Glenn Buggs	FB	6-0	215	Sr/Sr#	South Beloit, IL. (South Beloit)
	Doug Burrell	DE	6-2	200	So/Jr	Cedar Rapids, IA. (Washington)

84	Kerry Burt	WR	6-3	205	Fr/Fr	Waterloo, IA. (West)
35	*Fred Bush	FB	6-1	235	Jr/Jr	Manasquan, NJ. (Manasquan)
70	John Carroll	OG/C	6-2	250	Sr/Sr#	Downey, CA. (St. John Bosco)
8	*Dave Chambers	DB	6-3	205	Sr/Sr#	Iowa City, IA. (City)
52	Tim Cheatham	NG	6-1	245	So/Jr	Bayonne, NJ. (Bayonne)
49	Craig Clark	RB	6-3	215	Fr/Fr	Columbus Junction, IA. (Columbus Jct)
47	**Zane Corbin	DB	6-2	195	Jr/Sr	Jersey City, NJ. (Snyder)
25	Marshall Cotton	RB	6-0	190	Fr/Fr	Davenport, IA. (Central)
29	*Nate Creer	DB	6-1	185	So/Jr	Brooklyn, NY. (Tilden)
61	Dave Croston	OT	6-6	265	Fr/So	Sioux City, IA. (East)
18	Kyle Crowe	DB	6-3	195	Fr/So	Ankeny, IA. (Ankeny)
37	George Davis	LB	6-2	225	Fr/So	West Des Moines, IA. (Dowling)
76	Jeff Drost	DT	6-5	260	Fr/So	Indianola, IA. (Indianola)

89	Quinn Early	WR	6-3	175	Fr/Fr	Great Neck, NY. (South)
95	Greg Fitzgerald	NG	6-4	250	Jr/Jr	Hoffman Estates, IL. (Harper JC)
85	Mike Flagg	TE	6-6	245	Fr/Fr	Cedar Falls, IA. (Cedar Falls)
	Andy Fluette	FB	5-9	199	Fr/So	Cedar Falls, IA. (Cedar Falls)
	Brian Folland	OL	6-2	235	Fr/Fr	Omaha, NE. (Burke)
74	Chris Gambol	OT	6-7	250	Fr/So	Oxford, MI. (Oxford)
94	Bruce Gear	DE	6-1	215	Fr/So	Madison, WI. (Memorial)
33	**Owen Gill	RB	6-2	220	Jr/Jr	Brooklyn, NY. (Tilden)
56	Bill Glass	OG	6-2	265	Jr/Sr	Portage, PA. (Portage Area)
96	Robert Grafton	DL	6-2	225	Fr/Fr	Jersey City, NJ. (Snyder)
26	***Norm Granger	FB	5-11	220	Sr/Sr	Newark, NJ. (Barringer)
13	**Tom Grogan	QB	6-3	200	Sr/Sr#	Kansas City, KS. (Turner)
79	Mike Haight	OT	6-3	250	So/Jr	Dyersville, IA. (Dyersville-Beckman)

81	Gregg Hammann	WR	6-0	185	So/Jr	Bellevue, IA. (Bellevue)
68	*Tim Hanna	OG	6-3	265	Sr/Sr#	Forest City, IA. (Forest City)
40	Bill Happel	WR	6-0	185	So/So	Cedar Rapids, IA. (Washington)
7	Kevin Harmon	QB-WR	6-1	180	Fr/Fr	Laurelton, NY. (Bayside)
31	*Ronnie Harmon	RB	6-0	195	So/So	Laurelton, NY. (Bayside)
44	Craig Hartman	DB	6-1	205	Jr/Sr	Cedar Rapids, IA. (Jefferson)
19	*Ron Hawley	DB	5-11	190	Sr/Sr#	West Covina, CA. (South Hills)
34	*Jonathan Hayes	TE	6-5	225	Jr/Jr	South Fayette, PA. (South Fayette)
93	*Eric Hedgeman	LB	6-4	215	So/So	Bridgeton, NJ. (Shalick)
87	Scott Helverson	WR	6-2	195	Jr/Sr	Des Moines, IA. (East)
53	***Joel Hilgenberg	C	6-3	250	Sr/Sr	Iowa City, IA. (City)
91	**Mike Hooks	DE	6-3	232	Jr/Sr	Omaha, NE. (South)
	Walt Housman	OT	6-6	270	So/Jr	Merrimack, NH. (Merrimack)
86	**Mike Hufford	TE	6-3	245	Sr/Sr#	Mount Vernon, IA. (Mount Vernon)

\*Letters Won #Fifth year Senior — Eligibility/Academic 107-player squad 42 Lettermen

1	Mike Kennon	K	18	Chuck Long	QB	32	J.J. Puk	LB
2	Robert Smith	WR	18	Kyle Crowe	DB	33	Owen Gill	RB
3	Tom Nichol	K	19	Ron Hawley	DB	34	Jonathan Hayes	TE
4	Lloyd Kimber	DB	20	Derek Buggs	FB	35	Fred Bush	FB
5	Dave Moritz	WR	21	Devon Mitchell	DB	36	Larry Shelton	LB
6	Kevin Hendon	QB-WR	22	Eddie Phillips	RB	37	George Davis	LB
7	Dave Chambers	DB	23	Spencer Scott	RB	38	Kevin Spring	LB
8	Ken Sims	DB	24	Marshall Cotton	RB	39	Max Yasuda	LB
9	Corneilus Robertson	DB	25	Norm Granger	FB	40	Bill Happel	WR
10	Rick Schmidt	DB	26	Bill Broghamer	WR	41	Mike Strong	DB
11	Mark Viano	DB	27	Paul McCarty	RB	42	Steve Jackson	RB
12	Tom Grogan	QB	28	Nate Creer	DB	43	Jeff Beelman	WR
13	Keith Hunter	DB	29	John Rudolph	RB	44	Craig Hartman	DB
14	J. C. Love Jordan	WR	30	Ronnie Harmon	RB	45	Jay Norvell	DB

## Numerical Roster



No.	Name	Pos.	Ht.	Wt.	Year	Hometown (High School)
64	*Paul Hufford	DT	6-3	260	Jr/Sr	Mount Vernon, IA. (Mount Vernon)
65	Tom Humphrey	OG	6-3	255	So/Jr	Amityville, NY. (Amityville)
14	*Keith Hunter	DB	6-0	195	Jr/Sr	Newark, NJ. (Barringer)
42	*Trey Jackson	RB	6-1	190	So/Jr	Newton, IA. (Newton)
	Len Keelan	WR	6-1	180	Fr/So	Chicago, IL. (Simeon)
	Don Kellogg	OG	6-1	250	So/Jr	Round Lake, IL. (Round Lake)
1	Mike Kennon	K	6-0	200	Fr/Fr	Stanton, IA. (Stanton)
	Ed Kent	DE	6-0	215	So/Jr	Mason City, IA. (Mason City)
4	Lloyd Kimber	DB	6-1	187	Fr/Fr	Chicago, IL. (Simeon)
	Gary Kostrubala	K	6-2	208	Fr/So	Oak Lawn, IL. (Oak Lawn)
55	*Joe Levelis	OT	6-5	260	Sr/Sr#	Lindenhurst, NY. (Lindenhurst)
77	*George Little	DT	6-4	250	Jr/Jr	Duquesne, PA. (Duquesne)
16	*Chuck Long	QB	6-4	210	Jr/Jr	Wheaton, IL. (North)

15	**J. C. Love Jordan	WR	5-11	190	Jr/Sr	Robbins, IL. (Richards)
67	Jerry Malone	OL	6-3	260	Jr/Jr	Wapello, IA. (Ellsworth JC)
46	John Marchese	FB	6-1	195	So/Jr	Arlington Heights, IL. (Arlington)
28	*Paul McCarty	RB	6-0	200	Sr/Sr#	Houston, TX. (Worthing)
96	*George Millett	DE	6-0	215	So/So	Brockton, MA. (Brockton)
21	*Devon Mitchell	DB	6-2	185	So/Jr	Brooklyn, NY. (Tilden)
5	*Dave Moritz	WR	6-0	185	Sr/Sr	Chicago, IL. (St. Rita)
51	Joe Murawinski	DT	6-5	245	Fr/So	North Bergen, NJ. (St. Joseph)
3	*Tom Nichol	K	5-11	195	Jr/Jr	Green Bay, WI. (Preble)
45	Jay Norvell	DB	6-4	195	So/Jr	Madison, WI. (Memorial)
59	*Kelly O'Brien	C	6-2	260	Jr/Jr	Sterling, IL. (Sterling)
54	Robert Oliver	DT	6-5	250	Jr/Jr	Waterloo, IA. (Ellsworth JC)
88	**Lon Olejniczak	WR	6-4	225	Sr/Sr#	Decorah, IA. (Decorah)

50	*Howard Peterson	NG	6-2	250	So/Jr	Bettendorf, IA. (Bettendorf)
22	**Eddie Phillips	RB	6-1	215	Sr/Sr	Chicago, IL. (Simeon)
82	Eddie Polite	TE	6-2	246	Fr/So	Wayne, NJ. (DePaul)
32	J.J. Puk	LB	6-3	215	Fr/Fr	Cedar Rapids, IA. (Washington)
10	Cornelius Robertson	QB	5-10	190	Sr/Sr#	Los Angeles, CA. (Los Angeles High)
66	**Jon Roehik	OG	6-2	265	Sr/Sr#	Durant, IA. (Durant)
30	John Rudolph	RB	6-1	205	Fr/Fr	Deerfield, IL. (Deerfield)
11	Rick Schmidt	DB	6-1	185	Fr/So	Belleville, IL. (East)
72	Joe Schuster	DL	6-5	275	Fr/Fr	Fanbault, MN. (Fanbault)
23	Booker Scott	RB	6-1	200	Fr/Fr	Davenport, IA. (Central)
	Tim Sennott	RB	6-1	205	So/Jr	Winnemka, IL. (New Trier West)
9	Ken Sims	DB	5-10	180	Fr/So	East St. Louis, IL. (Lincoln)
56	Mark Sindlinger	OL	6-2	235	Fr/Fr	Charles City, IA. (Charles City)

2	Robert Smith	WR	5-11	175	Fr/Fr	Dallas, TX. (Spruce)
38	*Kevin Spitzig	LB	6-3	225	Jr/Sr	Ankeny, IA. (Ankeny)
90	Mark Spranger	TE	6-2	230	Fr/So	Bettendorf, IA. (Bettendorf)
36	*Larry Station	LB	6-1	230	So/So	Omaha, NE. (Central)
41	*Mike Stoops	DB	6-2	185	Jr/Sr	Youngstown, OH. (Cardinal Mooney)
97	*Dave Strobel	DE	6-4	235	Sr/Sr	St. Paul, MN. (Hill-Murray)
60	Dean Tiebout	OL	6-5	270	Fr/Fr	Maywood, IL. (Proviso East)
12	Mark Vlasic	QB	6-6	210	Fr/So	Monaca, PA. (Center)
57	Jon Vrieze	DL	6-3	235	Fr/Fr	Forest City, IA. (Forest City)
92	*Tony Wancket	DE	6-3	225	Jr/Sr	Atkinson, IL. (Atkinson)
73	Herb Wester	OL	6-8	320	Fr/Fr	Nashua, NH. (Nashua)
	Bill Wieres	NG	6-1	225	Fr/So	Cedar Falls, IA. (Cedar Falls)
	Mark Wright	DE	6-0	225	Fr/So	Mason City, IA. (Mason City)
39	*Mike Yacullo	LB	6-2	227	Sr/Sr	Deerfield, IL. (Loyola Academy)

46	John Marchese	FB	60	Dean Tiebout	OL	75	Kevin Angel	OT	90	Mark Spranger	TE
47	Zane Corbin	DB	61	Dave Croston	OT	76	Jeff Druel	OT	91	Mike Hocka	OL
48	Greg Baumann	LB	63	Dave Alexander	DL	77	George Little	OT	92	Tony Wancket	DE
49	Craig Clark	RB	64	Paul Hufford	DT	78	John Ali	OT	93	Eric Hedgeman	LB
50	Howard Peterson	NG	65	Tom Humphrey	OG	79	Mike Haight	OT	94	Bruce Gier	DE
51	Joe Murawinski	DT	66	Jon Roehik	OG	80	Mike Barnett	TE	95	Greg Fitzgerald	NO
52	Tom Cheatham	OG	67	Jerry Malone	OL	81	Gregg Hammann	WR	96	Robert Graham	OL
53	Joel Hilsenborg	C	68	Tim Harms	OG	82	Eddie Polite	TE	97	Dave Strobel	DE
54	Robert Oliver	DT	69	Bill Bailey	C	84	Kerry Burt	WR	98	George Millett	DE
55	Joe Levelis	OT	70	John Carroll	C	85	Mike Flagg	TE	99	Dan Roddicker	DE
56	Mark Sindlinger	OL	71	Kirk Banks	OG	86	Mike Hufford	TE			
57	Jon Vrieze	DL	72	Joe Schuster	DL	87	Scott Helverson	WR			
58	Bill Wieres	OG	73	Herb Wester	OL	88	Lon Olejniczak	WR			
59	Kelly O'Brien	C	74	Chris Gambel	OT	89	Quinn Eddy	WR			

## Iowa State



Sept. 10  
Ames, 1:30 CDT

**Head Coach**—Jim Criner, 7 years,  
Won 59, Lost 21, Tied 1

**Athletic Director**—Max Urlick

**Sports Information**—Kirk Hendrix  
Office Phone—515/294-3372  
Home Phone—515/233-4790

**Assistant SID**—TBA

**Enrollment**—24,906

**Iowa State Stadium**—50,000

**Nickname**—Cyclones

**Colors**—Cardinal and Gold

**Conference**—Big Eight

**Returning Lettermen**—38

**Returning Starters**—(9)—SE

Michael Wade, OT Benn

Musgrave, OG Bruce Reimers, QB

David Archer, TB Tommy Davis,

OLB Rodney Hutchins, LB Chris

Washington, SS George Walker,

CB Alvin Baker

**Series Record**—Iowa 18-12-0

## Iowa State Outlook

There's a new outlook in Ames this year with the hiring of Jim Criner as the head coach. Criner, who went 59-21-1 in seven years at Boise State, inherits a young team with only nine returning starters. Backfield positions are in good hands with quarterback David Archer, who threw for 1,465 yards, and second-team all-Big Eight runner Tommy Davis. Graduation stole most of the offensive line, so much will be expected from tackle Benn Musgrave and guard Bruce Reimers. The defense is led by linebacker Chris Washington, who has led the conference in solo tackles the last two seasons. Alvin Baker is the




Jim Criner

### 1983 Schedule

Sept. 10 Iowa  
Sept. 17 at Vanderbilt  
Sept. 24 Colorado State  
Oct. 1 New Mexico State  
Oct. 8 Kansas  
Oct. 15 Colorado  
Oct. 22 at Oklahoma  
Oct. 29 Missouri  
Nov. 5 at Nebraska  
Nov. 12 at Kansas State  
Nov. 19 Oklahoma State

only veteran coming back in the secondary. The defensive line is a major concern with several unproven players having to fill in at key spots. Kicker Alex Giffords, whose field goal heroics



David Archer

### 1982 Results (4-6-1)

Tennessee	L	21-23
Iowa	W	19-7
Drake	W	35-10
Oklahoma	L	3-13
Kent State	W	44-7
Missouri	T	17-17
Colorado	W	31-14
Kansas State	L	3-9
Kansas	L	17-24
Nebraska	L	10-48
Oklahoma State	L	13-49

helped beat Iowa the last three years, has also graduated. Seven home games highlight the Cyclone schedule which opens with 1982 bowl teams Iowa and Vanderbilt.





# Penn State



Sept. 17  
University Park, 1:30 EDT



Joe Paterno



Jon Williams

**Head Coach**—Joe Paterno, 17 years,

Won 162, Lost 34, Tied 1

**Athletic Director**—Jim Tarman

**Sports Information**—Dave Baker

Office Phone—814/865-1757

Home Phone—814/237-8619

**Assistant SIDs**—Dick Sapara

Home Phone—814/237-4800

Mary Jo Haverbeck

Home Phone—814/237-2951

**Enrollment**—27,000

**Beaver Stadium**—83,770

**Nickname**—Nittany Lions

**Colors**—Blue and White

**Conference**—Independent

**Returning Lettermen**—35

**Returning Starters**—(9)—OT Ron

Heller, FL Kenny Jackson, OG

Dick Maginnis, TB Jon Williams,

DT Greg Gattuso, OLB Harry

Hamilton, ILB Scott Radecic, S

Mark Robinson, DE Steve Seftor

**Series Record**—Penn State 5-2

## 1983 Schedule

Aug. 29 Nebraska at Giants  
Stadium

Sept. 10 Cincinnati

Sept. 17 Iowa

Sept. 24 at Temple

Oct. 1 Rutgers at Giants Stadium

Oct. 8 Alabama

Oct. 15 at Syracuse

Oct. 22 West Virginia

Oct. 29 at Boston College

Nov. 5 Brown

Nov. 12 Notre Dame

Nov. 19 at Pittsburgh

## 1982 Results (11-1)

Temple W 31-14

Maryland W 39-31

Rutgers W 49-14

Nebraska W 27-24

Alabama L 21-42

Syracuse W 28-7

West Virginia W 24-0

Boston College W 52-17

North Carolina State W 54-0

Notre Dame W 24-14

Pittsburgh W 19-10

Georgia W 27-24

(Cotton Bowl)

tion he played his first two seasons. Senior Dick Maginnis is the lone veteran on the offensive line. Defensive end Steve Seftor and tackle Greg Gattuso are the mainstays in the defensive trench. Second-team all-American Scott Radecic and Harry Hamilton are

the next in line of great Nittany Lion linebackers. In the secondary, there's a lot of experience and an all-star in safety Mark Robinson. Penn State's kicking combination of Nick Gancitano and Massimo Manca made 16 of 23 field goals and 42 of 43 PATs.

## Penn State Outlook

Defending national champion Penn State faces the task of replacing 13 starters. All-Americans Todd Blackledge (QB) and Curt Warner (RB) are in the pros and competition is fierce for their spots. Former fullback Jon Williams is the heir apparent to Warner, while juniors Doug Strong and Dan Loneragan battle for quarterback. Kenny Jackson, a fleet wideout, and Kevin Baugh, a dangerous punt returner, are back as prime pass catchers. Ron Heller, a starting tackle in 1982, moves out to tight end, a posi-




## Ohio State

OSU

Sept. 24  
Iowa City, 1:05 CDT



Earle Bruce



Shaun Gayle

**Head Coach**—Earle Bruce, 11 years,

Won 84, Lost 44, Tied 0

**Athletic Director**—Hugh Hindman

**Sports Information**—Marv Homan

Office Phone—614/422-6861

Home Phone—614/885-5611

**Assistant SID**—Steve Snapp

Home Phone—614/261-1045

**Enrollment**—53,438

**Ohio Stadium**—85,290

**Nickname**—Buckeyes

**Colors**—Scarlet and Gray

**Conference**—Big Ten

**Returning Lettermen**—43

**Returning Starters**—(14)—OT Bill

Roberts, OG Scott Zalenski, OT

Jim Carson, TE John Frank, QB

Mike Tomczak, FL Cedric

Anderson, FB Vaughn Broadnax,

OLB Rowland Tatum, MG Spencer

Nelms, OLB Curt Curtis, ROV

Doug Hill, CB Garcia Lance, CB

Shaun Gayle, S Kelvin Bell

**Series Record**—Ohio State 29-10-2

**1983 Schedule**

Sept. 10 Oregon

Sept. 17 at Oklahoma

Sept. 24 at Iowa

Oct. 1 Minnesota

Oct. 8 Purdue

Oct. 15 at Illinois

Oct. 22 Michigan State

Oct. 29 Wisconsin

Nov. 5 at Indiana

Nov. 12 Northwestern

Nov. 19 at Michigan

**1982 Results (9-3)**

Baylor

Michigan State

Stanford

Florida State

Wisconsin

Illinois

Indiana

Purdue

Minnesota

Northwestern

Michigan

Brigham Young

(Holiday Bowl)

W 21-14

W 31-10

L 20-23

L 17-34

L 0-6

W 26-21

W 49-25

W 38-6

W 35-10

W 40-28

W 24-14

W 57-14

will have to replace three all-star picks from five graduation losses. Outside linebackers Rowland Tatum and Curt Curtis will be the backbone of the stop troops. Middle guard Spencer Nelms is the lone vet on the line. The secondary,

which was young last year, should be strong with Garcia Lane. Kelvin Bell, Shaun Gayle and Doug Hill all back. Punter Karl Edwards and kicking specialist Rich Spangler finished strong and should be even better in 1983.

**Ohio State Outlook**

Ohio State returns seven starters on each side of the line from a team that won its last seven games. Mike Tomczak, the Big Ten's top rated quarterback a year ago, is back to call the signals. Vaughn Broadnax is a bruising fullback while receivers like John Frank (all-Big Ten) and Cedric Anderson should make Ohio State a potent offensive machine. On the offensive line, the Buckeyes feature experience everywhere but center. Bill Roberts is an all-conference guard. On defense, OSU





# Illinois



Oct. 1  
Champaign, 1:00 CDT

**Head Coach**—Mike White, 9 years,  
Won 52, Lost 46, Tied 2

**Athletic Director**—Neale Stoner  
**Sports Information**—Tab Bennett  
Office Phone—217/333-1390  
Home Phone—217/359-4784

**Assistant SID**—Dale Ratermann  
Home Phone—217/359-8365

**Enrollment**—35,152

**Memorial Stadium**—70,906

**Nickname**—Fighting Illini

**Colors**—Orange and Blue

**Conference**—Big Ten

**Returning Lettermen**—36

**Returning Starters**—(13)—OT Jim

Juriga, OG Rick Schulte, OG

Chris Babyar, TE Tim Brewster,

DE Mike Johnson, DE Terry Cole,

DT Don Thorp, LB Archie Carter,

LB Mike Weingrad, LB Clint

Haynes, DB Mike Heaven, S Craig

Swoope, S David Edwards

**Series Record**—Illinois 29-16-2



Mike White

## 1983 Schedule

Sept. 10 at Missouri  
Sept. 17 Stanford  
Sept. 24 at Michigan State  
Oct. 1 Iowa  
Oct. 8 at Wisconsin  
Oct. 15 Ohio State  
Oct. 22 at Purdue  
Oct. 29 Michigan  
Nov. 5 at Minnesota  
Nov. 12 Indiana  
Nov. 19 at Northwestern



Don Thorp

## 1982 Results (7-5)

Northwestern	W	49-13
Michigan State	W	23-16
Syracuse	W	47-10
Pittsburgh	L	3-20
Minnesota	W	42-24
Purdue	W	38-34
Ohio State	L	21-26
Wisconsin	W	29-28
Iowa	L	13-14
Michigan	L	10-16
Indiana	W	48-7
Alabama	L	15-21


(Liberty Bowl)

is up for grabs but whoever wins it will have an outstanding target in tight end Tim Brewster. A pair of talented running backs, Dwight Beverly and Thomas Rooks, provide the Illini with a

solid ground attack. The offensive front is led by sophomore tackle Jim Juriga. There's a question mark in the kicking game with the graduation of all-star Mike Bass.

## Illinois Outlook

Coming off its first bowl game in 19 years, Illinois is primed for another successful season; but for a change, defense will be the team strength. With the graduation of record-setting quarterback Tony Eason, Mike White's Illini will count on a defense that returns nine starters. Tackles Don Thorp and Mark Butkus anchor the line and are supported by the linebacking contingent of Mike Weingrad (last season's top tackler), Archie Carter and Clint Haynes. Safety Craig Swoope, a freshman all-American in 1982, will be the best secondary man. The quarterback position





Oct. 8  
Iowa City, 1:05 CDT



Dennis Green



Sandy Schwab

**Head Coach**—Dennis Green, 2 years, Won 3, Lost 19, Tied 0  
**Athletic Director**—Doug Single  
**Sports Information**—Mike Nemeth  
**Office Phone**—312/492-7503  
**Home Phone**—312/394-3322  
**Assistant SIDs**—Gary K. Johnson  
**Home Phone**—312/869-1323  
 Sharon Miller  
**Home Phone**—312/869-0581

**Enrollment**—6,959  
**Dyche Stadium**—49,256

**Nickname**—Wildcats

**Colors**—Purple and White

**Conference**—Big Ten

**Returning Lettermen**—53

**Returning Starters (18)**—WR Tony Coates, WR Todd Jenkins, TE Jon Harvey, OT Jack Vandenberghe, OG Chris Banaszak, C Phil Leonard, QB Sandy Schwab, RB Ricky Edwards, RB Casey Cummings, OLB Alex Moyer, OLB Mike Guendling, DT Keith Cruise, DT Daryl Newell, ILB Jim Bobbitt, ILB Darin Morgan, DB Jankeith Gatewood, DB Bill Kornegay, DB Scott Sanderson

**Series Record**—Iowa 29-14-3

#### 1983 Schedule

Sept. 10 Washington  
 Sept. 17 at Syracuse  
 Sept. 24 at Indiana  
 Oct. 1 Wisconsin  
 Oct. 8 at Iowa  
 Oct. 15 at Michigan  
 Oct. 22 Minnesota  
 Oct. 29 at Purdue  
 Nov. 5 Michigan State  
 Nov. 12 at Ohio State  
 Nov. 19 Illinois

#### 1982 Results (3-8)

Illinois	L	13-49
Indiana	L	0-30
Miami (Ohio)	L	13-27
Northern Illinois	W	31-6
Iowa	L	7-45
Minnesota	W	31-21
Purdue	L	21-34
Michigan	L	14-49
Wisconsin	L	20-54
Michigan State	W	28-24
Ohio State	L	28-40

young signal-callers in the nation in sophomore Sandy Schwab, who threw for 2,735 yards in 1982. All of his receivers return including senior tight end Jon Harvey (52 catches). Both wideouts are back in Todd Jenkins (49 catches) and Tony Coates. Versatile Ricky Edwards returns after rushing for 688 yards and catching 41 passes in

1982. To improve on last season's 3-8 mark, Green must improve his defense. The line is built around junior Keith Cruise. Linebacking will be strong with Alex Moyer, a two-year starter, and his counterpart Mike Guendling. The secondary is youthful, but eager. The kicking game boasts punter John Kidd, who averaged 45 yards in 1982.



## Northwestern Outlook

Northwestern Coach Dennis Green enters his third season with considerable optimism. That's because the Wildcats return 53 lettermen and 18 starters, nine on each side of the line. The biggest loss on offense is NFL first-round pick Chris Hinton, a tackle. The Wildcats boast one of the finest



# Purdue



Oct. 15  
Iowa City, 1:05 CDT



Leon Burtnett



Scott Campbell

**Head Coach**—Leon Burtnett, 1 year,  
Won 3, Lost 8, Tied 0

**Athletic Director**—George S. King

**Sports Information**—Jim Vrugink

**Office Phone**—317/494-3200

**Home Phone**—317/463-6570

**Assistant SID**—Bob Walters

**Home Phone**—317/463-4171

**Enrollment**—32,455

**Ross-Ade Stadium**—69,200

**Nickname**—Boilermakers

**Colors**—Old Gold and Black

**Conference**—Big Ten

**Returning Lettermen**—39

**Returning Starters (11)**—QB Scott Campbell, TB Mel Gray, TE Cliff Benson, FB Rodney Carter, OT Paul Alekna, DT Chris Scott, ILB Brock Spack, DE Andy Gladstone, DL Derek Wimberly, CB Don Anderson, FS Ray Wallace

**Series Record**—Purdue 39-18-2

## 1983 Schedule

Sept. 10	Notre Dame
Sept. 17	at Miami (Fla.)
Sept. 24	at Minnesota
Oct. 1	Michigan State
Oct. 8	at Ohio State
Oct. 15	at Iowa
Oct. 22	Illinois
Oct. 29	Northwestern
Nov. 5	at Michigan
Nov. 12	Wisconsin
Nov. 19	at Indiana

## 1982 Results (3-8)

Stanford	L	14-35
Minnesota	L	10-36
Notre Dame	L	14-28
Wisconsin	L	31-35
Illinois	L	34-38
Northwestern	W	34-21
Michigan State	W	24-21
Ohio State	L	6-38
Iowa	W	16-7
Michigan	L	21-52
Indiana	L	7-13

offensive tackle, missed last year, but will be counted on up front this time. The youthful defense of a year ago is a year older and Burtnett feels that in itself will be a plus. Seniors Brock

Spack (linebacker) and Chris Scott (tackle) are primed for all-star campaigns. Free safety Ray Wallace is only a sophomore but a key man in the secondary.

## Purdue Outlook

Coach Leon Burtnett's second edition should be explosive on offense and much improved on defense. There are 39 lettermen in camp and 11 starters, seven on defense. The Boilermakers will have excellent skill players to put points on the board. Start with senior quarterback Scott Campbell, a two-year starter, who has thrown for 5,605 career yards. Tight end Cliff Benson, an all-Big Ten pick, is back after a 50-catch season. Every ball carrier the Boilermakers used last season returns, including tailback Mel Gray, who gained 916 yards. Tom Jelesky, a huge



## Michigan



Oct. 22  
Ann Arbor, 1:00 EDT

**Head Coach**—Glenn "Bo" Schembechler, 15 years, Won 131, Lost 28, Tied 3

**Athletic Director**—Don Canham  
**Sports Information**—Bruce Madej  
**Office Phone**—313/763-1381

**Home Phone**—313/971-2549  
**Assistant SIDs**—Jim Schneider,  
Diane Brown and Diane Bytwerk

**Enrollment**—36,000  
**Michigan Stadium**—101,701

**Nickname**—Wolverines

**Colors**—Maize and Blue

**Conference**—Big Ten

**Returning Lettermen**—38

**Returning Starters (13)**—OG Stefan Humphries, OG Jerry Diorio, OT Doug James, C Tom Dixon, QB Steve Smith, FB Dan Rice, SE Vince Bean, ILB Mike Boren, OLB Carlton Rose, DT Kevin Brooks, FS Evan Cooper, MG Al Sincich, P Don Bracken

**Series Record**—Michigan 26-5-3

## Michigan Outlook

The Wolverines will be without the services of all-everything Anthony Carter, but Coach Bo Schembechler thinks his 1983 offense may be more potent because of better balance. The offensive front is solid, built around all-American candidates Stefan Humphries (tackle) and Tom Dixon (center). Quarterback Steve Smith has recovered from a Rose Bowl injury and is a dangerous runner-passer. Rick Rogers and Dan Rice are the top threats in an extremely deep running back corps. On



Glenn "Bo" Schembechler

### 1983 Schedule

Sept. 10 Washington State  
Sept. 17 at Washington  
Sept. 24 at Wisconsin  
Oct. 1 Indiana  
Oct. 8 at Michigan State  
Oct. 15 Northwestern  
Oct. 22 Iowa  
Oct. 29 at Illinois  
Nov. 5 Purdue  
Nov. 12 at Minnesota  
Nov. 19 Ohio State



Stefan Humphries


### 1982 Results (8-4)

Wisconsin	W	20-9
Notre Dame	L	17-23
UCLA	L	27-31
Indiana	W	24-10
Michigan State	W	31-17
Iowa	W	29-7
Northwestern	W	49-14
Minnesota	W	52-14
Illinois	W	16-10
Purdue	W	52-21
Ohio State	L	14-24
UCLA	L	14-24

(Rose Bowl)

defense, leading tackler Mike Boren is back, along with outside backer Carlton Rose. The defensive line is powerful inside with middle guards Al Sincich and Nate Rodgers. Free safety Evan Cooper is the only returnee in a secondary which will be full of new faces.

Punter Don Bracken is another bright spot, but the Wolverines must replace all-league kicker Ali Haji-Sheikh. Michigan has Ohio State and Iowa in Ann Arbor as it attempts to make it to Pasadena for the sixth time in the last eight years.





# Indiana



Oct. 29  
Iowa City, 1:05 CDT



Sam Wyche

**Head Coach**—Sam Wyche, 1st year  
**Athletic Director**—Raiph N. Floyd  
**Sports Information**—

Kit Klingelhoffer

**Office Phone**—812/335-2421

**Home Phone**—812/332-4990

**Assistant SID**—John Johnson

**Home Phone**—812/332-6276

**Enrollment**—32,200

**Memorial Stadium**—52,354

**Nickname**—Hoosiers

**Colors**—Cream and Crimson

**Conference**—Big Ten

**Returning Lettermen**—34

**Returning Starters (12)**—FL Duane Gunn, TE Scot McNabb, OT Kevin Allen, OG Mark Filburn, OG Jim Sakanich, TB Orlando Brown, FB Jack Walsh, K Doug Smith, DT Mark Smythe, LB Mark Weiler, S Tom Hendrickson, P Chuck Razmic

**Series Record**—Iowa 27-19-4

## Indiana Outlook

First-year Coach Sam Wyche promises a wide open offense this fall, but after spring drills there isn't a clear cut frontrunner at quarterback. It is a three-way battle between senior Cam Cameron and sophomores Steve Bradley and Roger Remo. The catchers are present in the persons of speedy Duane Gunn and dependable tight end Scot McNabb. A seasoned offensive line led by all-league selection Jim Sakanich should open some good holes for experienced runners Orlando Brown, Jack Walsh, Bobby Howard and Johnnie Salters. Only four starters

### 1983 Schedule

Sept. 10 Duke  
Sept. 17 at Kentucky  
Sept. 24 Northwestern  
Oct. 1 at Michigan  
Oct. 8 Minnesota  
Oct. 15 Michigan State  
Oct. 22 at Wisconsin  
Oct. 29 at Iowa  
Nov. 5 Ohio State  
Nov. 12 at Illinois  
Nov. 19 Purdue


Mark Weiler

### 1982 Results (5-6)

Northwestern	W	30-0
Southern California	L	7-28
Syracuse	W	17-10
Michigan	L	10-24
Iowa	L	20-24
Minnesota	W	40-21
Ohio State	L	25-49
Michigan State	L	14-22
Wisconsin	W	20-17
Illinois	L	7-48
Purdue	W	13-7

are back on defense, but two of them are all-conference candidates: tackle Mark Smythe and linebacker Mark Weiler. The secondary figures to be a strong point with five lettermen back,

including safety Tom Hendrickson, a 1982 starter. Both kicking specialists are in camp—punter Chuck Razmic and placekicker Doug Smith, who drilled nine of 14 three-pointers last year.



# Wisconsin



Nov. 5  
Madison, 1:00 CST

**Head Coach**—Dave McClain, 12 years, Won 73, Lost 53, Tied 5  
**Athletic Director**—Elroy Hirsch  
**Sports Information**—Jim Mott  
**Office Phone**—608/262-1811  
**Home Phone**—608/233-5009  
**Assistant SID**—Bob Leu  
**Home Phone**—608/271-8633  
**Enrollment**—42,230  
**Camp Randall Stadium**—77,280  
**Nickname**—Badgers  
**Colors**—Cardinal and White  
**Conference**—Big Ten  
**Returning Lettermen**—24  
**Returning Starters (8)**—QB Randy Wright, OT Jeff Dellenbach, TE Jeff Nault, WR Al Toon, LB Jim Melka, LB Mike Herrington, CB Richard Johnson, CB Brian Marrow  
**Series Record**—Wisconsin 34-25-1

## Wisconsin Outlook

Coach Dave McClain has guided his Badgers to bowl games the past two seasons, but the going might be tougher in 1983 with only eight starters back. The passing game should be productive with senior Randy Wright at the controls. Wright has three tremendous targets back in Al Toon, Jeff Nault and Michael Jones. Four 1,000-yard career rushers have departed, so the running game is somewhat suspect. Leading candidates in the backfield are Larry Emery and fullbacks Marck Harrison and Joe Armentrout. A rebuilding job will also be needed on defense with seven starters gone. Leading perform-



Dave McClain

### 1983 Schedule

Sept. 10 Northern Illinois  
 Sept. 17 Missouri  
 Sept. 24 Michigan  
 Oct. 1 at Northwestern  
 Oct. 8 Illinois  
 Oct. 15 at Minnesota  
 Oct. 22 Indiana  
 Oct. 29 at Ohio State  
 Nov. 5 Iowa  
 Nov. 12 at Purdue  
 Nov. 19 Michigan State



Randy Wright

### 1982 Results (7-5)

Michigan	L	9-20
UCLA	L	26-51
Toledo	W	36-27
Purdue	W	35-31
Ohio State	W	6-0
Michigan State	W	24-23
Illinois	L	28-29
Northwestern	W	54-20
Indiana	L	17-20
Iowa	L	14-28
Minnesota	W	24-0
Kansas State	W	14-3

(Independence Bowl)

ers on defense will be linebackers Jim Melka and Mike Herrington and backs Brian Marrow and Richard Johnson. Punter George Winslow leads a consistent kicking game. Graduation cleaned

out both lines including all-American noseguard Tim Krumrie. Newcomers must come through in the trenches for the Badgers to enjoy another good season.






# Michigan State



**Nov. 12**  
**East Lansing, 1:00 EST**



*George Perles*



*Carl Banks*

**Head Coach**—George Perles, 1st year

**Athletic Director**—Doug Weaver

**Sports Information**—Nick Vista

**Office Phone**—517/355-2271

**Home Phone**—517/332-1602

**Assistant SID**—Mike Pearson

**Home Phone**—517/669-8152

**Enrollment**—40,627

**Spartan Stadium**—76,000

**Nickname**—Spartans

**Colors**—Green and White

**Conference**—Big Ten

**Returning Lettermen**—33

**Returning Starters (8)**—SE Daryl

Turner, OG Randy Lark, C Ken

Stockwell, TE Tom Robinson, OLB

Carl Banks, CB Carter Kamana,

SS Daryl Dixon, FS Tim

Cunningham

**Series Record**—Michigan State

10-9-1

## 1983 Schedule

Sept. 10 Colorado  
Sept. 17 at Notre Dame  
Sept. 24 Illinois  
Oct. 1 at Purdue  
Oct. 8 Michigan  
Oct. 15 at Indiana  
Oct. 22 at Ohio State  
Oct. 29 Minnesota  
Nov. 5 at Northwestern  
Nov. 12 Iowa  
Nov. 19 at Wisconsin

## 1982 Results (2-9)


Illinois	L	16-23
Ohio State	L	10-31
Miami (Fla.)	L	22-25
Notre Dame	L	3-11
Michigan	L	17-31
Wisconsin	L	23-24
Purdue	L	21-24
Indiana	W	22-14
Northwestern	L	24-28
Minnesota	W	26-7
Iowa	L	18-24

ball will be a problem for the Spartans unless they can develop some good blockers to clear holes. Junior Aaron Roberts is a dangerous back and he'll be supported by a group of junior col-

lege transfers. Guard Randy Lark and center Ken Stockwell are the mainstays on the offensive front. The punting/placekicking skills of Ralf Mojsiejenko will be another team strength.

## Michigan State Outlook

A formidable task faces new Coach George Perles as he tries to rebuild last year's 2-9 team. There are 33 lettermen returning, including four starters on each side of the line. Defense will be the team strength, led by all-American candidate Carl Banks at linebacker. Banks is a two-time all-Big Ten selection. Veteran Daryl Dixon is a standout strong safety in a secondary that also boasts the return of cornerback Carter Kamana and free safety Tim Cunningham. On offense, sophomore quarterback Dave Yarema will have good receivers in tight end Tom Robinson and split end Daryl Turner. Running the



# Minnesota



Nov. 19  
Iowa City, 1:05 CST



Joe Salem



Jay Carroll

**Head Coach**—Joe Salem, 17 years,  
Won 96, Lost 80, Tied 3

**Athletic Director**—Paul Giel

**Sports Information**—Bob Peterson

**Office Phone**—612/373-5236

**Home Phone**—612/757-1538

**Assistant SID**—Tom Greenhoe

**Home Phone**—612/757-2124

**Enrollment**—47,000

**Hubert H. Humphrey Metrodome**—  
62,500

**Nickname**—Golden Gophers

**Colors**—Maroon and Gold

**Conference**—Big Ten

**Returning Lettermen**—26

**Returning Starters (10)**—OT Mark

Vonderhaar, C Randy Rasmussen,

TE Jay Carroll, WR Dwayne

McMullen, LB Joe

Christopherson, LB Peter

Najarian, LB Andre Gilbert, CB

Terry Glenn, CB Phil Sutton, SS

Craig White

**Series Record**—Minnesota 51-23-2

## 1983 Schedule

Sept. 10 at Rice  
Sept. 17 Nebraska  
Sept. 24 Purdue  
Oct. 1 at Ohio State  
Oct. 8 at Indiana  
Oct. 15 Wisconsin  
Oct. 22 at Northwestern  
Oct. 29 at Michigan State  
Nov. 5 Illinois  
Nov. 12 Michigan  
Nov. 19 at Iowa

## 1982 Results (3-8)

Ohio University	W	57-3
Purdue	W	36-10
Washington State	W	41-11
Illinois	L	24-42
Northwestern	L	21-31
Indiana	L	21-40
Iowa	L	16-21
Michigan	L	14-52
Ohio State	L	10-35
Michigan State	L	7-26
Wisconsin	L	0-24

back on defense including all three line-backers: Joe Christopherson, Peter Najarian and Andre Gilbert. The secondary is also well stocked with cornerbacks Terry Glenn and Phil Sutton and

safety Craig White. The early season will be crucial and with games against Nebraska and at Ohio State among the first four, it will be a tough grind for the Gophers.

## Minnesota Outlook

At Minnesota, Joe Salem not only had to replace 35 players, he also reshaped his coaching staff with eight new assistants. In spring ball, Salem spent most of the time experimenting with his 26 returning lettermen. The Golden Gophers lost all their offensive backfield including all-star quarterback Mike Hohensee. Minnesota does return a solid receiver in tight end Jay Carroll. Center Randy Rasmussen will be a key on the offensive line. Six starters are





## Iowa Schedules

### 1983

Sept. 10 at Iowa State  
 Sept. 17 at Penn State  
 Sept. 24 Ohio State  
 Oct. 1 at Illinois  
 Oct. 8 Northwestern  
 Oct. 15 Purdue  
 Oct. 22 at Michigan  
 Oct. 29 Indiana  
 Nov. 5 at Wisconsin  
 Nov. 12 at Michigan State  
 Nov. 19 Minnesota

### 1986

Sept. 6 at Miami (Fla.)  
 Sept. 13 Iowa State  
 Sept. 27 at Kansas  
 Oct. 4 at Michigan State  
 Oct. 11 Wisconsin  
 Oct. 18 at Michigan  
 Oct. 25 Northwestern  
 Nov. 1 Ohio State  
 Nov. 8 at Illinois  
 Nov. 15 Purdue  
 Nov. 22 at Minnesota

### 1983 Big Ten Schedule

#### September 10

ILLINOIS at Missouri  
 Duke at INDIANA  
 IOWA at Iowa State  
 Washington St. at MICHIGAN  
 Colorado at MICHIGAN STATE  
 MINNESOTA at Rice  
 Washington at NORTHWESTERN  
 Oregon at OHIO STATE  
 Notre Dame at PURDUE  
 Northern Illinois at WISCONSIN

#### September 17

Stanford at ILLINOIS  
 INDIANA at Kentucky  
 IOWA at Penn State  
 MICHIGAN at Washington  
 MICHIGAN STATE at Notre Dame  
 Nebraska at MINNESOTA  
 NORTHWESTERN at Syracuse  
 OHIO STATE at Oklahoma  
 PURDUE at Miami-Florida  
 Missouri at WISCONSIN

#### September 24

ILLINOIS at MICHIGAN STATE  
 NORTHWESTERN at INDIANA  
 OHIO STATE at IOWA  
 MICHIGAN at WISCONSIN  
 PURDUE at MINNESOTA

### 1984

Sept. 8 Iowa State  
 Sept. 15 Penn State  
 Sept. 22 at Ohio State  
 Sept. 29 Illinois  
 Oct. 6 at Northwestern  
 Oct. 13 at Purdue  
 Oct. 20 Michigan  
 Oct. 27 at Indiana  
 Nov. 3 Wisconsin  
 Nov. 10 Michigan State  
 Nov. 17 at Minnesota

### Quick Facts

Location: Iowa City, Iowa  
 Enrollment: 30,000  
 Nickname: Hawkeyes  
 Colors: Old Gold and Black  
 Conference: Big Ten  
 Kinnick Stadium: 65,000  
 Ticket Price: \$12

### 1985

Sept. 14 Miami (Fla.)  
 Sept. 21 Kansas  
 Sept. 28 at Iowa State  
 Oct. 5 Michigan State  
 Oct. 12 at Wisconsin  
 Oct. 19 Michigan  
 Oct. 26 at Northwestern  
 Nov. 2 at Ohio State  
 Nov. 9 Illinois  
 Nov. 16 at Purdue  
 Nov. 23 Minnesota

### Road Headquarters

SEPT. 10, IOWA STATE	TELEPHONE
Best Western Inn, Ankeny	515/964-1717
SEPT. 17, PENN STATE	
Holiday Inn, State College	814/238-3001
OCT. 1, ILLINOIS	
Jumers Castle, Urbana	217/384-8800
OCT. 22, MICHIGAN	
Briarwood Hilton, Ann Arbor	313/761-7800
NOV. 5, WISCONSIN	
Sheraton Inn, Madison	608/251-2300
NOV. 12, MICHIGAN STATE	
Harley Hotel, Lansing	517/351-7600

#### October 29

MICHIGAN at ILLINOIS  
 INDIANA at IOWA  
 MINNESOTA at MICHIGAN STATE  
 NORTHWESTERN at PURDUE  
 WISCONSIN at OHIO STATE

#### November 5

ILLINOIS at MINNESOTA  
 OHIO STATE at INDIANA  
 IOWA at WISCONSIN  
 PURDUE at MICHIGAN  
 MICHIGAN STATE at  
 NORTHWESTERN

#### November 12

INDIANA at ILLINOIS  
 IOWA at MICHIGAN STATE  
 MICHIGAN at MINNESOTA  
 NORTHWESTERN at OHIO STATE  
 WISCONSIN at PURDUE

#### November 19

ILLINOIS at NORTHWESTERN  
 PURDUE at INDIANA  
 MINNESOTA at IOWA  
 OHIO STATE at MICHIGAN  
 MICHIGAN STATE at WISCONSIN

## 1982 Team Statistics

<b>First Downs</b>	<b>IOWA</b>	<b>OPP</b>
By Rushing	130	81
By Passing	83	128
By Penalty	11	10
<b>Total/Avg</b>	<b>224/18.7</b>	<b>219/18.3</b>
<b>Rushing</b>		
Times Carried	556	419
Yards Gained	2529	1816
Yards Lost	428	375
<b>Net Gain/Avg</b>	<b>2101/175.1</b>	<b>1441/120.1</b>
Touchdowns	19	13
<b>Passing</b>		
Attempted	265	409
Completed	163	226
Had Intercepted	12	20
<b>Yards Gained/Avg</b>	<b>1873/156.1</b>	<b>2572/214.2</b>
Touchdowns	11	10
<b>Total Offense</b>		
Plays	821	828
<b>Net Yards/Avg</b>	<b>3974/331.2</b>	<b>4013/334.4</b>
<b>Punting</b>		
Number	68	61
Yards	2980	2577
Average	43.8	42.2
Had Blocked	2	0
<b>Punt Returns</b>		
Number	23	34
Yards Returned/Avg	60/2.6	445/13.1
Touchdowns	0	1
<b>Pass Interceptions</b>		
Number	21	12
Yards Returned/Avg	171/8.1	98/8.3
Touchdowns	1	0
<b>Kickoff Returns</b>		
Number	23	25
Yards Returned/Avg	429/18.6	546/21.9
Touchdowns	0	0
<b>Fumbles</b>		
Number	27	22
Lost	14	13
Recovered for		
Touchdown	0	1
<b>Penalties</b>		
Number	66	58
Yards Penalized	587	535
<b>Scoring</b>		
Touchdowns	31	25
By Rushing	19	13
By Passing	11	10
By Interception	1	0
By Fumble		
Recovery	0	1
Field Goals	4/12	18/22
Kick Conversions	31/31	23/24
Two-Point		
Conversions	0	1/2
Safeties	0	1
<b>Total Points/Avg</b>	<b>229/19.1</b>	<b>230/19.2</b>
Time of Possession	31:03	28:57
<b>3rd Down</b>		
Conversions	67-175 (38.3%)	75-184 (40.8%)
<b>Score by Quarters</b>		
Iowa	52	84
Opponents	47	83

## 1982 Individual Statistics

<b>Rushing</b>	<b>Att</b>	<b>Yds</b>	<b>Loss</b>	<b>Net</b>	<b>Avg</b>	<b>TD</b>	<b>LG</b>
Phillips	166	820	14	806	4.9	5	30
Gill	136	708	25	683	5.0	7	52
Granger	67	360	4	356	5.3	1	22
Long	141	426	305	121	0.9	4	17
McCarthy	14	66	3	83	5.9	0	16
Robertson	6	29	1	28	4.7	1	11
Harmon	8	34	21	13	1.6	0	26
Bush	1	13	0	13	13.0	0	13
Grogan	10	33	22	11	1.1	1	14
Buggs	5	14	4	10	2.0	0	6
Love Jordan	1	6	0	6	6.0	0	6
Team	1	0	29	-29	---	0	---
<b>Passing</b>	<b>Att</b>	<b>Comp</b>	<b>Pct</b>	<b>Yds</b>	<b>Int</b>	<b>TD</b>	<b>LG</b>
Long	227	148	.652	1678	11	11	63
Grogan	23	9	.391	111	1	0	24
Phillips	2	1	.500	36	0	0	36
Love Jordan	1	1	1.000	27	0	0	27
Robertson	9	3	.333	14	0	0	14
Humphreys	3	1	.333	7	0	0	7
<b>Receiving</b>	<b>No</b>	<b>Yds</b>	<b>Avg</b>	<b>TD</b>	<b>LG</b>		
Moritz	41	605	14.8	3	57		
Phillips	26	200	7.7	1	36		
Granger	25	260	10.4	1	63		
Harmon	19	299	15.7	3	36		
Love Jordan	16	154	9.6	1	32		
M. Hufford	13	181	13.9	1	24		
Gill	12	88	7.3	0	23		
Campbell	4	41	10.3	0	17		
Happel	1	15	15.0	0	15		
Hayes	1	7	7.0	0	7		
Olejniczak	1	7	7.0	0	7		
Hammann	1	7	7.0	0	7		
O'Brien	1	5	5.0	1	5		
Brogamer	1	5	5.0	0	5		
McCarthy	1	-1	---	0	---		
<b>Scoring</b>	<b>TD</b>	<b>XP</b>	<b>FG</b>	<b>TP</b>			
Nichol	---	31.31	4.11	43			
Gill	7	---	---	42			
Phillips	6	---	---	36			
Long	4	---	---	24			
Moritz	3	---	---	18			
Harmon	3	---	---	18			
Granger	2	---	---	12			
Grogan	1	---	---	6			
Robertson	1	---	---	6			
M. Hufford	1	---	---	6			
Love Jordan	1	---	---	6			
O'Brien	1	---	---	6			
Wancket	1	---	---	6			
<b>Punting</b>	<b>No</b>	<b>Yds</b>	<b>Avg</b>	<b>LK</b>			
Roby	56	2644	47.2	66			
Nichol	9	311	34.6	43			
<b>11-29</b>	<b>30-39</b>	<b>40-49</b>	<b>50-59</b>	<b>60+</b>			
Nichol FG	2/3	0/3	2/3	0/2			
Nichol PT	2	4	3				
Roby FG							
Roby PT	4	8	22	15	7		
<b>K.O. Return</b>	<b>No</b>	<b>Yds</b>	<b>Avg</b>	<b>TD</b>	<b>LR</b>		
Love Jordan	10	166	16.6	0	27		
Granger	4	84	21.0	0	25		
Buggs	3	100	33.3	0	41		
McCarthy	3	36	12.0	0	17		
Harmon	2	43	21.5	0	23		
Banks	1	0	0.0	0	0		
<b>Int. Returns</b>	<b>No</b>	<b>Yds</b>	<b>TD</b>	<b>LR</b>			
B. Stoops	4	42	0	26			
Mitchell	3	37	0	33			
Erb	3	19	0	12			
Hawley	3	16	0	16			
Creer	3	3	0	3			
Wancket	1	26	1	26			

Yacullo	1	16	0	16	
Browne	1	11	0	11	
Station	1	1	0	1	
Hunter	1	0	0	0	
<b>Punt Returns</b>	<b>No</b>	<b>Yds</b>	<b>Avg</b>	<b>TD</b>	<b>LR</b>
Hawley	14	43	3.1	0	10
Moritz	8	17	2.1	0	14
B. Stoops	1	0	0.0	0	0
<b>Tackles</b>	<b>Solo</b>	<b>Asst</b>	<b>Total</b>	<b>T/Loss</b>	
Station	51	37	88	3-14	
Erb	40	37	77	2-3	
Yacullo	39	38	77	2-8	
Browne	37	40	77	5-17	
Bortz	38	32	70	10-50	
Uhlenhake	34	36	70	8-29	
B. Stoops	25	45	70	1-5	
Hawley	38	31	69	1-8	
Strobel	35	29	64	8-37	
Wancket	16	33	49	9-51	
Spitzig	26	18	44	0-0	
Creer	22	15	37	1-3	
Hunter	13	16	29	0-0	
Mitchell	14	14	28	2-9	
Corbin	13	8	21	1-2	
P. Hufford	11	8	19	2-5	
Hooks	10	8	18	3-28	
Joseph	10	7	17	2-17	
Little	2	12	14	1-11	
Hayes	6	4	10	0-0	
Peterson	5	4	9	1-3	
Chambers	4	3	7	0-0	
Hedgeman	4	2	6	0-0	
Jackson	1	4	5	0-0	
Roby	3	0	3	0-0	
Gill	2	1	3	0-0	
Hilgenberg	2	1	3	0-0	
TEAM	2	0	2	0-0	
<b>TOTALS</b>	<b>507</b>	<b>493</b>	<b>1000</b>	<b>62-300</b>	

Opponent Fumbles Recovered—Uhlenhake 4.  
Browne 3, Yacullo 3, Station 1, Gill 1, Erb 1

Blocked Kicks—Creer 1, Hayes 1, Bortz 1





## 1982 Results

### Won 8, Lost 4, Tied 0

Opponents	Score	Attendance
Nebraska	L 7-42	76,013
Iowa State*	L 7-19	59,605
Arizona	W 17-14	41,353
Northwestern*	W 45-7	59,750
Indiana	W 24-20	46,212
Michigan*	L 7-29	59,989
Minnesota	W 21-16	63,872
Illinois*	W 14-13	59,992
Purdue	L 7-16	67,002
Wisconsin*	W 28-14	58,500
Michigan State	W 24-18	50,103
Tennessee#	W 28-22	50,134

#### \*Home Games

#### #Peach Bowl

**Home Attendance:** 297,836  
(59,567 average)

**Road Attendance:** 344,555  
(57,426 average)

**Neutral Attendance:** 50,134  
(50,134 average)

**Total Attendance:** 692,525  
(57,710 average)

## 1982 Game by Game Statistics

Game	Score	First Downs	Rushes/ Yards	Yards Pass.	Passes	Plays/ T. Off.	Punts/ Avg.	Fum./ Lost	Pen./ Yards
Iowa	7	11	37/97	93	10-21-1	58/190	8/51.1	2/1	5/34
Nebraska	42	24	56/343	160	10-18-0	74/503	5/44.6	2/2	4/40
Iowa State	19	19	60/185	121	9-17-2	77/306	3/43.0	2/1	9/60
Iowa	7	5	30/56	46	6-12-1	42/102	6/44.7	4/2	9/69
Iowa	17	27	47/244	187	18-27-3	74/431	5/40.8	1/0	4/57
Arizona	14	16	31/106	149	16-35-1	66/255	8/44.9	0/0	8/90
Northwestern	7	10	24/54	175	20-43-2	67/229	10/40.0	3/2	5/41
Iowa	45	23	55/308	155	11-19-1	74/463	3/39.3	1/0	9/75
Iowa	24	17	51/209	186	12-17-0	68/395	8/38.0	4/2	4/25
Indiana	20	19	28/37	390	26-36-1	64/427	5/44.0	2/2	1/15
Michigan	29	19	42/216	172	13-24-0	66/388	5/37.0	2/1	3/24
Iowa	7	16	37/47	220	19-32-0	69/267	7/39.1	3/2	4/20
Iowa	21	21	60/263	61	10-17-2	77/324	4/41.0	0/0	8/84
Minnesota	16	20	24/2	311	27-43-4	67/313	1/66.0	4/1	5/46
Illinois	13	21	24/63	292	31-46-1	70/355	3/37.7	1/0	7/68
Iowa	14	22	51/259	165	11-18-1	69/424	4/48.5	1/1	9/66
Iowa	7	15	34/97	172	20-31-0	65/269	6/48.3	3/2	3/33
Purdue	16	14	34/68	168	15-25-0	59/236	4/38.3	1/1	2/25
Wisconsin	14	22	29/211	278	21-41-7	70/489	3/30.0	3/2	5/64
Iowa	28	24	57/238	177	14-22-1	79/415	5/46.2	2/1	5/50
Iowa	24	19	54/173	107	13-23-1	77/280	8/43.9	5/2	3/41
Mich. State	18	12	29/2	135	16-40-3	69/137	9/45.8	0/0	2/15
Iowa	28	24	43/110	304	19-26-1	69/414	5/34.6	1/1	3/30
Tennessee	22	23	38/154	221	22-41-0	79/375	5/45.2	2/1	7/47

## Final 1982 Depth


### (Capitalized players on 1983 Roster)

#### Offense

SE DAVE MORITZ	BILL HAPPEL
LT JOHN ALT	Carl Peiffer
LG JOE LEVELIS	KIRK BANKS
C JOEL HILGENBERG	BILL BAILEY
RG Loren Gerleman	JON ROEHLK
RT Brett Miller	TIM HANNA
TE MIKE HUFFORD	JONATHAN HAYES
QB CHUCK LONG	TOM GROGAN
RB OWEN GILL	EDDIE PHILLIPS
FB NORM GRANGER	FRED BUSH
WB RONNIE HARMON	J.C. LOVE JORDAN
PK TOM NICHOL	Reggie Roby

#### Defense

LE TONY WANCKET	Straun Joseph
LT Mark Bortz	PAUL HUFFORD
NG Dave Browne	GEORGE LITTLE
RT Clay Uhlenhake	Eddie Sullivan
RE DAVE STROBEL	MIKE HOOKS
LB James Erb	ERRIC HEDGEMAN
LB MIKE YACULLO	LARRY STATION
SS Bobby Stoops	DAVE CHAMBERS
FS RON HAWLEY	TREYE JACKSON
LC KEITH HUNTER	DEVON MITCHELL
RC ZANE CORBIN	NATE CREER
PT Reggie Roby	TOM NICHOL



## 1982 Game Summaries

### NEBRASKA 42, IOWA 7 (9/11/82)


LINCOLN, NEB.—Third-ranked Nebraska got revenge for the 1981 upset loss in Iowa City, coasting to a 42-7 victory over the Hawkeyes. The Cornhuskers assumed control of the game from the outset, moving to a com-

manding 28-0 lead at the intermission. All Iowa could manage was a four-yard touchdown run by reserve quarterback Tom Grogan in the fourth quarter. The Big Red tallied touchdowns on three of its first four possessions, while at the

same time holding the Hawkeye offense without a first down. Nebraska totaled over 500 yards offensively, including 343 rushing. A bright spot for Iowa was tight end Mike Hufford, who caught 4 passes for 67 yards.

Iowa	0	0	0	7	7
Nebraska	14	14	0	14	42

N—Wilkening 3 run (Seibel kick)  
 N—Frayar 41 pass from Gill (Seibel kick)  
 N—Craig 6 run (Seibel kick)  
 N—Praeuner recovered fumble in end zone (Seibel kick)  
 I—Grogan 4 run (Nichol kick)  
 N—Brown 9 pass from Gill (Seibel kick)  
 N—Smith 80 run (Seibel kick)



### IOWA STATE 19, IOWA 7 (9/18/82)


IOWA CITY, IA.—For the third straight year, Iowa State placekicker Alex Giffords spelled defeat for the Hawkeyes. He booted four field goals to pace a 19-7 Cyclone triumph. Iowa jumped out to an early lead when defen-

sive end Tony Wancket picked off a Cyclone pass and returned it 26 yards for a touchdown. The Hawkeyes held a 7-3 advantage at halftime, and a 7-6 lead early in the fourth quarter, until Giffords' third field goal lifted the

Cyclones to a 9-7 advantage. The Hawkeye offense got only 102 total yards and no points. Iowa linebacker Kevin Spitzig had a hand in 15 tackles.

Iowa State	0	3	3	13	19
Iowa	7	0	0	0	7

I—Wancket 26 interception return (Nichol kick)  
 ISU—FG Giffords 26  
 ISU—FG Giffords 32  
 ISU—FG Giffords 25  
 ISU—FG Giffords 24  
 ISU—Leaks 46 pass from Archer (Giffords kick)





**IOWA 17, ARIZONA 14 (9/25/82)**

TUCSON, AZ.—The Hawkeyes mounted a 431-yard attack that mowed down favored Arizona 17-14. Sophomore quarterback Chuck Long connected on 18 of 27 passes for 187 yards

and two touchdowns. The first strike came in the second quarter when Long threw nine yards to J.C. Love Jordan. Long's other touchdown pass came in the third quarter when split-end Dave

Moritz fielded a 14-yard toss. Tom Nichol's 20-yard field goal with two minutes left proved to be the winning margin.

<b>Iowa</b>	0	7	7	3	17
<b>Arizona</b>	0	14	0	0	14


A—Keel 6 pass from Tunncliffe (Zendejas kick)

I—Love Jordan 9 pass from Long (Nichol kick)

A—Griffin 3 run (Zendejas kick)

I—Moritz 14 pass from Long (Nichol kick)

I—FG Nichol 20

**IOWA 45, NORTHWESTERN 7 (10/2/82)**

IOWA CITY, IA.—The Iowa defense held Northwestern to just 54 yards rushing, and the offense had a banner day rolling up 463 yards as the Hawkeyes crushed the Wildcats 45-7 before a jubilant homecoming crowd.

Owen Gill scored on the second play from scrimmage, dashing 52 yards for a touchdown. Dave Moritz caught a 36-yard strike from Chuck Long later in the period giving Iowa a 14-0 first quarter cushion. The Hawkeyes featured a

balanced rushing attack with Eddie Phillips. Paul McCarty and Gill gaining 234 yards. Long was 9 of 11 for 131 yards, hitting his last nine passes. The Iowa defensive line sacked quarterback Sandy Schwab seven times.

<b>Northwestern</b>	0	7	0	0	7
<b>Iowa</b>	14	14	10	7	45

I—Gill 52 run (Nichol kick)

I—Moritz 36 pass from Long (Nichol kick)

I—Gill 12 run (Nichol kick)


N—Schwab 1 run (Salvino kick)

I—Phillips 27 pass from Long (Nichol kick)

I—FG Nichol 49

I—Granger 11 run (Nichol kick)

I—Robertson 4 run (Nichol kick)




**IOWA 24, INDIANA 20 (10/9/82)**

BLOOMINGTON, IND.—A couple of alert Hawkeye defensive backs preserved a 24-20 Hawkeye win over stubborn Indiana. Devon Mitchell tackled Hoosier tight end Scott McNabb at the two-yard line as time expired; Ron Hawley intercepted a Babe Laufenberg pass on the two-yard line on Indiana's

previous possession. Eddie Phillips rushed for two first half touchdowns, but Iowa trailed at intermission 17-14. The big play of the game for Iowa came in the third quarter when Norm Granger caught a screen pass from Chuck Long and raced 63 yards for the touchdown. Laufenberg had the best

day of his career, hitting 26 of 36 attempts for 390 yards, while Duane Gunn caught six passes for 156 yards. A fourth quarter Tom Nichol field goal seemed to ice the game for the Hawks, but Iowa had to withstand a furious Indiana rally. The lead changed hands five times.

Iowa	7	7	7	3	24
Indiana	3	14	3	0	20
I—Phillips 1 run (Nichol kick)					
Ind—FG D. Smith 33					
Ind—Gunn 52 pass from Laufenberg (D. Smith kick)					
I—Phillips 2 run (Nichol kick)					
Ind—Boyd 12 pass from Laufenberg (D. Smith kick)					
I—Granger 63 pass from Long (Nichol kick)					
Ind—FG D. Smith 27					
I—FG Nichol 24					


**MICHIGAN 29, IOWA 7 (10/16/82)**

IOWA CITY, IA.—Big Ten champion Michigan overpowered the Hawkeyes, 29-7. After a scoreless first quarter, Iowa put together a successful drive but Owen Gill fumbled inches away from the end zone to halt the threat.

Michigan gained the momentum and the Hawkeyes never really got back in the game. The Wolves were paced by Lawrence Ricks, who rushed for 120 yards, and all-American Anthony Carter, who totaled 164 yards on three

receptions and five kick returns. The Hawkeyes' lone score came in the fourth quarter when Chuck Long fired eight yards to Mike Hufford. The Michigan defense limited Iowa to 47 yards rushing.

Michigan	0	12	3	14	29
Iowa	0	0	0	7	7
M—Safety, blocked punt rolled out of end zone					
M—FG Haji-Sheikh 44					
M—Bean 11 pass from Smith (Haji-Sheikh kick)					
M—FG Haji-Sheikh 26					
M—Rogers 5 run (Haji-Sheikh kick)					
M—Rogers 1 run (Haji-Sheikh kick)					
I—Hufford 8 pass from Long (Nichol kick)					






# **IOWA 21, MINNESOTA 16** (10/23/82)

MINNEAPOLIS, MINN.—Eddie Phillips rushed for a career-high 198 yards to lead the Hawkeyes past Minnesota 21-16, and bring Floyd of Roseale back to Iowa for the first time since 1977. Iowa's defense intercepted four passes, with thefts by James Erb

and Nate Creer setting up two scores. With Phillips leading the way, Iowa had a 7-6 edge at halftime. Iowa took the second-half kickoff and stormed 80 yards to a touchdown in 10 plays, with Chuck Long sneaking for his second touchdown. Phillips clinched the game

in the fourth quarter when he rambled 14 yards into the end zone. The Gophers stayed in contention behind Jim Gallery, who kicked field goals before each of Iowa's three touchdowns.

<b>Iowa</b>	0	7	7	7	21
<b>Minnesota</b>	3	3	3	7	16
M—FG Gallery 25					
I—Long 2 run (Nichol kick)					
M—FG Gallery 45					
I—Long 2 run (Nichol kick)					
M—FG Gallery 36					
I—Phillips 14 run (Nichol kick)					
M—Reid 2 run (Gallery kick)					




# **IOWA 14, ILLINOIS 13** (10/30/82)

IOWA CITY, IA.—Iowa used reverses, halfback passes, a fake field goal and an assortment of other tricks to upset high-powered Illinois in a regionally televised game 14-13. Eddie Phillips led the Hawkeye attack, run-

ning for 158 yards in 27 carries and scoring Iowa's first touchdown. The score was set up after Phillips passed 36 yards to wingback Ronnie Harmon, and after Harmon sped 26 yards on a reverse. Harmon scored Iowa's win-

ning touchdown late in the third quarter, catching an 8-yard pass from Chuck Long deep in the end zone. Illini quarterback Tony Eason completed 31 of 46 passes for 292 yards.

<b>Illinois</b>	10	0	0	3	13
<b>Iowa</b>	7	0	7	0	14
III—Williams 47 pass from Eason (Bass kick)					
I—Phillips 2 run (Nichol kick)					
III—FG Bass 52					
I—Harmon 8 pass from Long (Nichol kick)					
III—FG Bass 45					



**PURDUE 16, IOWA 7 (11/6/82)**

WEST LAFAYETTE, IND.—For the 12th straight time, Iowa lost to Purdue at Ross-Ade Stadium. Problems with the kicking game led to the Hawkeyes' downfall. Steve Griffin fielded a Reggie Roby punt and scampered 71 yards down the sideline for one touchdown, and two Iowa fumbles

on punt and kickoff returns set up Boilermaker field goals. Purdue scored all 16 of its points in the first half while shutting out the Hawkeyes. Iowa got on the board when tight end Kelly O'Brien made a diving catch of a Chuck Long pass for a touchdown midway through the third quarter. Led by Mike

Yacullo's 13 tackles, Iowa held the Boilermakers to just 41 yards rushing. Iowa outgained the Boilermakers 269-236 in total offense and had a 15-14 advantage in first downs, but the Hawkeyes couldn't overcome first half mistakes.

<b>Iowa</b>	0	0	7	0	7
<b>Purdue</b>	3	13	0	0	16
P—FG Clark 26					
P—FG Clark 24					
P—FG Clark 29					
P—Griffin 71 punt return (Clark kick)					
I—O'Brien 5 pass from Long (Nichol kick)					


**IOWA 28, WISCONSIN 14 (11/13/82)**

IOWA CITY, IA.—Owen Gill rushed for 157 yards and two touchdowns and the Hawkeye defense recorded a school record seven interceptions as Iowa downed Wisconsin 28-14. Gill broke a 7-7 deadlock in the second quarter when he broke loose on a 44-yard scoring run. Then Bobby Stoops stepped in front of a Wisconsin pass and returned

it to the 15-yard line, setting up a one-yard touchdown plunge by Chuck Long. Wisconsin scored on the game's first play from scrimmage when Troy King sprinted 89 yards, and threatened late in the first half. James Erb ended that bid when he intercepted a Badger pass in the end zone. Erb intercepted another pass early in the third quarter

to set up Iowa's final score. In addition to two touchdowns rushing, Long had another impressive aerial day, hitting 14 of 22 for 177 yards. Noseguard Dave Browne led Iowa tacklers with 11, recorded two fumble recoveries and had two quarterback sacks.

<b>Wisconsin</b>	7	0	0	7	14
<b>Iowa</b>	7	14	7	0	28
W—King 80 run (Rohde kick)					
I—Gill 1 run (Nichol kick)					
I—Gill 44 run (Nichol kick)					
I—Long 1 run (Nichol kick)					
I—Long 1 run (Nichol kick)					
W—Toon 21 pass from Wright (Rohde kick)					






# **IOWA 24, MICHIGAN STATE 18** (11/20/82)

EAST LANSING, MICH.—Iowa earned a berth in the Peach Bowl with a 24-18 victory at Michigan State. Iowa played like a bowl-bound team in the first half, roaring to a 24-3 lead behind

three Owen Gill touchdowns. The momentum swung Michigan State's way midway through the fourth quarter when a pass interception and recovered fumble led to two quick Spartan touch-

downs. Then Bobby Stoops picked off an MSU pass in the final seconds to preserve the victory.

<b>Iowa</b>	<b>10</b>	<b>14</b>	<b>0</b>	<b>0</b>	<b>24</b>
<b>Michigan St.</b>	<b>0</b>	<b>3</b>	<b>0</b>	<b>15</b>	<b>18</b>
I—FG Nichol 43					
I—Gill 10 run (Nichol kick)					
I—Gill 5 run (Nichol kick)					
M—FG Mojsiejenko 39					
I—Gill 11 run (Nichol kick)					
M—Ellis 1 run (Mojsiejenko kick)					
M—Ellis 2 run (Schario run)					




# **IOWA 28, TENNESSEE 22** (12/31/82)

ATLANTA, GA.—Iowa rode the brilliant passing of Chuck Long in the first half and hung on for a 28-22 Peach Bowl win over Tennessee. Long completed 14 of 17 tries in the first two periods for 231 yards and three TDs as the Hawkeyes built up a 21-7 lead. On the day, Long threw for 304 yards, a career

high. Split end Dave Moritz tied a Peach Bowl game record with eight receptions, all in the first half. Freshman wingback Ronnie Harmon scored on two pass receptions in the Hawkeyes' 21-point second quarter. Quarterback Alan Cockrell keyed a second half Volunteer rally, completing

22 of 41 passes. James Erb starred on the defensive team with 12 stops and cornerback Nate Creer got eight tackles and blocked a PAT. Long set bowl game records for yards passing (304) and total offense (306) and Moritz' 168 yards receiving was also an all-time best for the bowl game.

<b>Iowa</b>	<b>0</b>	<b>21</b>	<b>7</b>	<b>0</b>	<b>28</b>
<b>Tennessee</b>	<b>7</b>	<b>0</b>	<b>12</b>	<b>3</b>	<b>22</b>
T—Cockrell 6 run (Reveiz kick)					
I—Moritz 57 pass from Long (Nichol kick)					
I—Harmon 18 pass from Long (Nichol kick)					
I—Harmon 8 pass from Long (Nichol kick)					
T—Coleman 10 run (kick blocked)					
I—Phillips 2 run (Nichol kick)					
T—Gault 19 pass from Cockrell (pass failed)					
T—FG Reveiz 27					



## 1982 Highlights

A Peach Bowl win and a second straight 8-4 finish brought a large number of awards and honors to Iowa's 1982 football team.

Reggie Roby, senior punter, was named first-team all-American by the Walter Camp Football Foundation; second-team all-American by UPI and NEA; third team all-American by AP; first-team all Big Ten by AP and UPI; selected to play for East team in East-West Shrine all-star game.

Mark Bortz, senior defensive tackle, was named second-team all-American by UPI; first-team all Big Ten by AP, UPI and Chicago Tribune; selected to play for East team in East-West Shrine all-star game.

Bobby Stoops, senior defensive back, was named the team's MVP; named first team all Big Ten by AP; named honorable mention all Big Ten by UPI.

Larry Station, freshman linebacker, was named second-team all Big Ten by AP; named first team all-American freshman by the Football News.

Eddie Phillips, junior running back, was named second-team all Big Ten by AP; named honorable mention all Big Ten by UPI; named CBS-TV and AP midwest offensive player of the game/week for play against Illinois.

Brett Miller, senior offensive lineman, was named second-team all Big Ten by UPI; named honorable mention all Big Ten by AP; selected to play in Japan Bowl.

John Alt, junior offensive lineman, was named second-team all Big Ten by AP; named honorable mention all Big Ten by UPI.

Owen Gill, sophomore running back, was named honorable mention all Big Ten by UPI; named UPI midwest player of the week for play against Michigan State.

Joel Hilgenberg, junior center, was named second-team all Big Ten by AP and UPI.

Chuck Long, sophomore quarterback, was named offensive player of the game (by the media) and Iowa's player of the game (by CBS-TV) for his play against Tennessee in the Peach Bowl.

Devon Mitchell, freshman defensive back, was named Sporting News defensive player of the week for his play against Indiana; named to the Football News second freshman all-America team.

Clay Uhlenhake, senior defensive tackle, was named defensive player of

the game for his play against Tennessee in the Peach Bowl.

Norm Granger, junior fullback, was named ABC-TV player of the game for his play against Indiana.

Dave Browne, senior noseguard, was named UPI defensive player of the week for his play against Wisconsin.

James Erb, senior linebacker, was named honorable mention all Big Ten by UPI.

Jon Roehlk, junior offensive lineman, was named honorable mention all Big Ten by AP.

Dave Strobel, junior defensive end, was named honorable mention all Big Ten by AP.

## 1982 Best Performances

POINTS—18 by Owen Gill vs.

Michigan State

TOUCHDOWNS—3 by Owen Gill vs.

Michigan State

FIELD GOALS—1 by Tom Nichol vs.

Arizona, Northwestern, Indiana

and Michigan State

PATs—6 by Tom Nichol vs.

Northwestern

PAT ATTEMPTS—6 by Tom Nichol

vs. Northwestern

YARDS RUSHING—198 by Eddie

Phillips vs. Minnesota

TIMES CARRIED—36 by Eddie

Phillips vs. Minnesota

PASS ATTEMPTS—32 by Chuck

Long vs. Michigan

PASS COMPLETIONS—20 by Chuck

Long vs. Michigan

YARDS PASSING—304 by Chuck

Long vs. Tennessee

TD PASSES—2 by Chuck Long vs.

Arizona, Northwestern and

Tennessee

PASS RECEPTIONS—8 by Dave

Moritz vs. Tennessee

YARDS RECEIVING—168 by Dave

Moritz vs. Tennessee

TD RECEPTIONS—2 by Ronnie

Harmon vs. Tennessee

TOTAL OFFENSE—306 by Chuck

Long vs. Tennessee

PUNT RETURNS—5 by Ron Hawley

vs. Michigan State

PUNT RETURN YARDS—24 by Ron

Hawley vs. Michigan State

KICKOFF RETURNS—4 by Norm

Granger vs. Iowa State

4 by J.C. Love Jordan vs.

Michigan State

KICKOFF RETURN YARDS—84 by

Norm Granger vs. Iowa State

SCORING BY PLACEMENT—9 by

Tom Nichol vs. Northwestern

PUNTS—8 by Reggie Roby vs.

Nebraska

PUNTING YARDS—409 by Reggie

Roby vs. Nebraska

PUNTING AVERAGE—53.3 by

Reggie Roby vs. Nebraska

## LONGEST PLAYS

RUN—53 by Owen Gill vs.

Northwestern

PASS—63 by Chuck Long (to

Granger) vs. Indiana

FIELD GOAL—49 by Tom Nichol vs.

Northwestern

PUNT RETURN—14 by Dave Moritz

vs. Iowa State

KICKOFF RETURN—41 by Glenn

Buggs vs. Nebraska

INTERCEPTION RETURN—33 by

Devon Mitchell vs. Northwestern

PUNT—66 by Reggie Roby vs.

Iowa State

## TEAM BESTS

POINTS—45 vs. Northwestern

TOUCHDOWNS—6 vs. Northwestern

PATs—6 vs. Northwestern

RUSHING YARDS—308 vs.

Northwestern

TIMES CARRIED—60 vs. Minnesota

PASS ATTEMPTS—32 vs. Michigan

PASS COMPLETIONS—20 vs.

Purdue

PASSING YARDS—304 vs.

Tennessee

TD PASSES—3 vs. Tennessee

TOTAL OFFENSE—463 vs.

Northwestern

PLAYS—79 vs. Wisconsin







### Most Valuable Hawkeyes

1924—Leland Parkin, QB  
 1925—Donald Graham, FB  
 1926—Nick Kutsch, HB  
 1927—Emerson Nelson, T  
 1928—Willis Glassgow, HB  
 1929—Willis Glassgow, HB  
 1930—Oliver Sansen, FB  
 1931—Oliver Sansen, FB  
 1932—Joe Laws, HB  
 1933—Joe Laws, HB  
 1934—Dick Crayne, FB  
 1935—Dick Crayne, FB  
 1936—Homer Harris, E  
 1937—Bob Lannon, E  
 1938—Erwin Prasse, E

\*1939—Nile Kinnick, HB  
 1940—Mike Enich, T  
 1941—William Diehl, C  
 1942—Tom Farmer, QB  
 1943—Bob Liddy, G  
 1944—Bob Snyder, C  
 1945—Arthur Johnson, FB  
 1946—William Kay, T  
 1947—Harold Shoener, E  
 1948—Al DiMarco, QB  
 1949—Jack Dittmer, E  
 1950—Harold Bradley, T  
 1951—William Reichardt, FB  
 1952—William Fenton, E  
 1953—William Fenton, E

1954—Warren Lawson, C  
 1955—Jerry Reichow, QB  
 1956—Kenneth Ploen, G  
 1957—Robert Cummings, G  
 1958—Randy Duncan, QB  
 1959—Don Norton, E  
 1960—Bernie Wyatt, HB  
 1961—Al Hinton, T  
 1962—Larry Ferguson, HB  
 1963—Mike Reilly, G  
 1964—Karl Noonan, FL  
 1965—Dave Long, DE  
 1966—Dick Gibbs, DB  
 1967—Silas McKinnie, TB  
 1968—Ed Podolak, TB

1969—Larry Ely, LB  
 1970—Dave Clement, LB  
 1971—Craig Clemons, DB  
 1972—Dan Dickel, DE  
 1973—Brian Rollins, SE  
 1974—Rob Fick, QB  
 1975—Andre Jackson, LB  
 1976—Butch Caldwell, QB  
 1977—Tom Grine, TE  
 1978—Dean Moore, LB  
 1979—Rod Sears, DB  
 1980—Brad Reid, SE  
 1981—Dennis Mosley, RB  
 1982—Keith Chappelle, WR  
 1983—Mel Cole, LB  
 1984—Bobby Stoops, DB

\*Won Chicago Tribune silver trophy awarded to Big Ten's MVP

### Hawkeye Captains

1889—Martin Sampson, HB  
 1890—Arthur Smith, QB  
 1891—Frank Pierce, QB  
 1892—Allen Sanford, FB  
 1893—Lloyd Elliott, FB  
 1894—Prince Sawyer, QB  
 1895—Kalita Leighton, G  
 1896—Iver Iversen, C  
 1897—J. Walker, G  
 1898—Samuel Hobbs, FB  
 1899—Moray Eby, T  
 1900—John Griffith, FB  
 1901—S. Clyde Williams, QB  
 1902—H. S. Hollenbeck, G  
 1903—C. H. Coulthard, E  
 1904—Nyle Jones, HB  
 1905—A. E. McGowan, FB  
 1906—George Allen, HB  
 1907—R. A. White, E  
 1908—Charles Kirk, FB  
 1909—H. M. Gross, T  
 1910—M. W. Hyland, E  
 1911—J. R. Murphy, FB-HB  
 1912—Henry Hanson, G  
 1913—Ralph McGinnis, FB  
 1914—A. H. Gunderson, E  
 1915—Irving Barron, T  
 1916—Charles Laun, FB  
 1917—J. E. Davis, HB  
 1918—Ronald Reed, E  
 1919—Fred Lohman, FB

1920—William Kelly, QB  
 1921—Aubrey Devine, HB  
 1922—Gordon Locke, FB  
 1923—Glenn Miller, HB  
 1924—Leland Parkin, QB  
 1925—Harold Griffen, C  
 1926—Paul Smith, E  
 1927—Emerson Nelson, T  
 1928—Richard Brown, C  
 1929—Willis Glassgow, HB  
 1930—Grover Higdon, G  
 1931—Oliver Sansen, FB  
 1932—Marcus Magnussen, C  
 1933—Tom Moore, C  
 1934—Russell Fisher, HB  
 1935—Richard Crayne, FB  
 1936—John Held, HB  
 1937—Ted Osmaloski, C  
 1938—Homer Harris, E  
 1939—Jack Eicherly, HB  
 1940—Erwin Prasse, E  
 1941—Mike Enich, T  
 1942—William Diehl, C  
 1943—Robert Liddy, G  
 1944—William Barbour, E  
 1945—William Fenton, E  
 1946—Andrew Houg, T  
 1947—George Broeder, FB  
 1948—Calvin Jones, G  
 1949—Richard Deasy, T  
 1950—Donald Suchy, C

1951—Jim Gibbons, E  
 1952—John Nocera, FB  
 1953—Don Norton, E  
 1954—Ray Jauch, HB  
 1955—Jerry Mauren, HB  
 1956—Bill Van Buren, C  
 1957—Wilburn Hollis, QB  
 1958—Larry Ferguson, HB  
 1959—Paul Krause, HB  
 1960—Wally Hilgenberg, G  
 1961—Tony Giacobazzi, E  
 1962—Karl Noonan, FL  
 1963—Dick Gibbs, DB  
 1964—Dan Hilsabeck, LB  
 1965—Tony Williams, DBH  
 1966—Silas McKinnie, TB  
 1967—Ed Podolak, TB  
 1968—Steve Wilson, DB  
 1969—Jon Meskimen, OG  
 1970—Larry Ely, DLB  
 1971—Ray Manning, TE  
 1972—Dan McDonald, LB  
 1973—Geoff Mickelson, OG  
 1974—Craig Clemons, DB  
 1975—Craig Darling, QB  
 1976—Dave Harris, TB  
 1977—Dave Simms, LB  
 1978—Dan Dickel, DE  
 1979—Brian Rollins, SE  
 1980—Roger Jerick, C  
 1981—Dan McCarney, OG  
 1982—Earl Douthitt, DB

1975—Andre Jackson, LB  
 1976—Brandt Yocom, TE  
 1977—Tom Grine, TE  
 1978—Jim Caldwell, DE  
 1979—Jim Hilgenberg, C  
 1980—Dean Moore, LB  
 1981—Jon Lazar, FB  
 1982—Tom Rusk, LB  
 1983—Tim Gutshall, LB  
 1984—Dave Becker, DB  
 1985—Jim Molini, DE  
 1986—Mario Pace, DB  
 1987—Sam Palladino, OT  
 1988—Cedric Shaw, DB  
 1989—Jim Swift, TE  
 1990—Kent Ellis, DB  
 1991—John Harty, OT  
 1992—Dean McKillip, FB  
 1993—Matt Petzelka, OT  
 1994—Bryan Skradis, DE  
 1995—Phil Seuss, QB  
 1996—Craig Crocker, DB  
 1997—Pete Gales, DB  
 1998—Bruce Kittle, OT  
 1999—Andre Tippett, DE  
 2000—Brad Webb, DE  
 2001—Mark Bortz, DT  
 2002—Norm Granger, FB  
 2003—Mike Hufford, TE  
 2004—Brett Miller, OT  
 2005—Bobby Stoops, DB

### All-Big Ten First Team

1900—Clyde Williams, QB  
 1901—Joe Warner, T  
 1902—James Trickey, T  
 1903—Ralph McGinnis, FB  
 1904—Fred Becker, T  
 1905—Harry Hunzelman, G  
 1906—Ronald Reed, E  
 1907—Fred Slater, T  
 1908—Fred Lohman, FB  
 1909—Lester Belding, E  
 1910—Aubrey Devine, QB  
 1911—Fred Slater, T  
 1912—Lester Belding, E  
 1913—Aubrey Devine, QB  
 1914—Gordon Locke, FB  
 1915—Lester Belding, E  
 1916—John Held, C  
 1917—Chester Mead, G  
 1918—Max Kadesky, E  
 1919—Gordon Locke, FB  
 1920—Paul Minick, G  
 1921—George Thompson, T  
 1922—Lowell Otte, E  
 1923—Lowell Otte, E

John Hancock, T  
 Leland Parkin, QB  
 William Fleckenstein, G  
 1925—Richard Romey, E  
 1926—Emerson Nelson, T  
 1927—Emerson Nelson, T  
 1928—Peter Westra, T  
 1929—Richard Brown, C  
 1930—Fred Roberts, G  
 1931—Willis Glassgow, HB  
 1932—Fred Roberts, G  
 1933—Willis Glassgow, HB  
 1934—Joe Laws, QB  
 1935—Francis Schammel, G  
 1936—Ozzie Simmons, HB  
 1937—Ozzie Simmons, HB  
 1938—Robert Lannon, E  
 1939—Erwin Prasse, E  
 1940—Nile Kinnick, HB  
 1941—Mike Enich, T  
 1942—Tom Farmer, QB  
 1943—Earl Banks, G  
 1944—Dick Hoerner, FB  
 1945—William Kay, T

1950—William Reichardt, FB  
 1951—William Reichardt, FB  
 1952—Bill Fenton, E  
 1953—Calvin Jones, G  
 1954—Jerry Hilgenberg, C  
 1955—Calvin Jones, G  
 1956—Eddie Vincent, HB  
 1957—Alex Karras, T  
 1958—Kenneth Ploen, QB  
 1959—Donald Suchy, C  
 1960—Frank Gilliam, E  
 1961—Alex Karras, T  
 1962—Jim Gibbons, E  
 1963—Frank Bloomquist, G  
 1964—Randy Duncan, QB  
 1965—Randy Duncan, QB  
 1966—Willie Fleming, HB  
 1967—Don Norton, E  
 1968—Bill Lapham, C  
 1969—Bob Jeter, HB  
 1970—Mark Manders, G  
 1971—Larry Ferguson, HB  
 1972—Wilburn Hollis, QB  
 1973—Mike Reilly, G  
 1974—Wally Hilgenberg, G

1964—Gary Snook, QB  
 1965—Karl Noonan, E  
 1966—John Niland, G  
 1967—Ed Podolak, TB  
 1968—Jon Meskimen, G  
 1969—Craig Clemons, DB  
 1970—Brian Rollins, SE  
 1971—Earl Douthitt, QB  
 1972—Rod Walters, T  
 1973—Joe Devlin, G  
 1974—Tom Rusk, LB  
 1975—Dennis Mosley, RB  
 1976—Leven Weiss, LB  
 1977—Jay Hilgenberg, C  
 1978—Andre Tippett, DE  
 1979—Mark Bortz, DT  
 1980—Mel Cole, LB  
 1981—Pat Dean, NG  
 1982—Ron Hallstrom, OT  
 1983—Reggie Roby, P  
 1984—Andre Tippett, DE  
 1985—Lou King, CB  
 1986—Mark Bortz, DT  
 1987—Reggie Roby, P  
 1988—Bobby Stoops, DB



## All-America First Team

- 1916—Fred Becker (T), Eckersall  
 1919—Lester Belding (E), Menke  
 1921—Fred (Duke) Slater (T), Reed, Eckersall  
 Aubrey Devine (QB), Camp, Football World, Eckersall  
 Gordon Locke (HB), Reed  
 1922—Gordon Locke (HB), Camp, Eckersall, Reed  
 1925—Dick Romey (E), Liberty Magazine  
 1926—Emerson Nelson (T), New York Sun  
 1928—Peter Westra (T), Farrell, NEA  
 1929—Willis Glassgow (HB), Grantland Rice, NEA, Football Annual, New York Sun, Consolidated Press  
 1933—Francis Schammel (G), AP, UP, NANA  
 1935—Ozzie Simmons (HB), Sporting News  
 1939—Nile Kinnick (HB), Collier's, AP, UP, INS, New York Sun, NEA, All-American Board, Hearst, Central Press, N.Y. Daily News, Sporting News  
 1940—Mike Enich (T), New York News, Sporting News  
 1953—Jerry Hilgenberg (C), Look,

- (Football Writers Assn.)  
 Calvin Jones (G), NBC-TV  
 1954—Calvin Jones (G), Look, ABC-TV, Sporting News, All-American Board, Jet, UP, NEA, Central Press, CBS-Radio, New York News, Metropolitan Sunday Newspapers, All-Players, Pitts Smith Football News, Gridiron Record, Williamson Rating  
 1955—Calvin Jones (G), UP, Sporting News, Look, New York News, Williamson Rating, Jet, All-American Board  
 1956—Alex Karras (T), AP, Hearst, Look, NBC-TV, Central Press, Kenneth Ploen (QB), NBC-TV, ABC, Frank Leahy  
 1957—Alex Karras (T), AP, UP, INS, Look, Hearst, Sporting News, NEA, NBC-TV All-Players, Central Press  
 Jim Gibbons (E), UP, Hearst, Sporting News, Today, TV, Look, New York Daily News  
 1958—Randy Duncan (QB), AP, UPI, NEA, Sporting News, Look, Football Coaches, New York Daily News, Helms

- Athletic Foundation  
 Curt Merz (E), Look, NBC-TV  
 1959—Don Norton (E), Look, NBC-TV  
 1960—Larry Ferguson (HB), Look, Mark Manders (G), Look, New York News, Sporting News  
 1961—Bill Van Buren (C), Sporting News  
 1963—Mike Reilly (G), Look  
 1964—Karl Noonan (WR), NEA, Football Digest  
 1965—John Niland (OG), Sporting News, Time  
 Dave Long (DE), New York News  
 1971—Craig Clemons (CB), NEA, Sporting News, Time  
 1975—Rod Walters (OT), Sporting News, Time, NEA  
 Joe Devlin (OG), Sporting News, Time  
 1979—Dennis Mosley (RB), Citizen's  
 1981—Andre Tippett (DE), AP, UPI, Football Writers, Football News, Mizlou-Hartford, WTBS-TV  
 Reggie Roby (P), AP, UPI, Football News, Walter Camp, WTBS-TV  
 1982—Reggie Roby (P), Walter Camp

## All-America Second Team

- 1912—James Trickey (T), Camp  
 1916—Fred Becker (T)  
 1919—Fred (Duke) Slater (T), Camp, Eckersall  
 1920—Les Belding (E), Eckersall  
 1921—Gordon Locke (HB), Eckersall  
 Fred (Duke) Slater (T), Camp, Football World  
 1922—Max Kadesky (E), Camp  
 1924—John Hancock (T), Billy Evans  
 1925—Richard Romey (E), Rice  
 1926—Emerson Nelson (T), Evans, AP  
 1928—Willis Glassgow (HB), Central Press, NANA  
 Peter Westra (G), N.Y. Sun, NANA  
 1929—Willis Glassgow (HB), UP  
 1933—Joe Laws (QB), Collier's, NANA  
 Francis Schammel (G), Hearst  
 1934—Ozzie Simmons (HB), INS, NANA  
 1935—Ozzie Simmons (HB), NEA, NANA, AP  
 1939—Erwin Prasse (E), UP  
 1940—Mike Enich (T), UP, Bill Stern  
 1948—William Kay (T), AP  
 1951—William Reichardt (FB), Players  
 1953—Jerry Hilgenberg (C), AP  
 1954—Calvin Jones (G), AP  
 1955—Calvin Jones (G), NEA, AP  
 1956—Alex Karras (T), UP, NEA  
 Kenneth Ploen (QB), AP  
 Frank Gilliam (E), NEA  
 Don Suchy (C), Central Press, INS  
 1957—Jim Gibbons (E), Central Press  
 1959—Don Norton (E), Sporting News, NEA  
 1960—Mark Manders (G), AP, Football Coaches, ABC-TV  
 Wilburn Hollis (QB), ABC-TV

- 1963—Mike Reilly (LB), AP  
 1964—John Niland (G), NEA  
 Karl Noonan (E), AP  
 1965—John Niland (G), AP  
 1971—Craig Clemons (CB), Central Press, Universal Sports

- 1979—Dennis Mosley (RB), UPI  
 1980—John Harty (DT), UPI, NEA  
 1981—Andre Tippett (DE), NEA  
 Pat Dean (NG), UPI  
 1982—Reggie Roby (P), UPI, NEA  
 Mark Bortz (DT), UPI



## Hawkeyes in Postseason Games

### East-West Game

at San Francisco, Cal.  
 1926—Wesley Fry, FB  
 1930—Willis Glassgow, HB  
 1931—Harold Ely, T  
 1934—Joe Laws, HB  
     Francis Schammel, G  
 1936—Dick Crayne, HB  
 1941—Mike Enich, T  
     Ray Murphy, FB  
 1942—Al Couppee, QB  
 1943—Bill Burkett, E  
 1944—William Baughman, C  
 1948—Harold Shoener, E  
     Bob Smith, HB  
 1949—Dick Woodard, C  
 1953—Don Chelf, T  
     Jerry Hilgenberg, C  
 1954—George Broeder, FB  
     John Hall, T  
 1955—Jerry Reichow, QB  
     Calvin Jones, G  
 1957—Jim Gibbons, E  
     Alex Karras, T  
 1959—Bob Jeter, HB  
     Ray Jauch, HB  
     Don Norton, E  
 1960—Mark Manders, G  
 1961—Bill Van Buren, C  
 1962—Larry Ferguson, HB  
     Earl McQuiston, G  
 1963—Mike Reilly, G  
     Paul Krause, HB  
 1965—Karl Noonan, FL  
     John Niland, G  
 1968—Ed Podolak, TB  
 1969—Larry Ely, LB  
 1970—Kerry Reardon, SE  
 1975—Rod Walters, OT  
 1979—Jim Swift, TE  
 1982—Reggie Roby, P  
     Mark Bortz, DT

### Hula Bowl

at Honolulu, Ha.  
 1955—George Broeder, FB  
 1956—Calvin Jones, G  
 1957—Frank Gilliam, E  
 1958—Alex Karras, T  
     Jim Gibbons, E  
 1959—Randy Duncan, QB  
 1960—Ray Jauch, HB

1961—Mark Manders, G  
     Charles Lee, T  
 1962—Bill Van Buren, C  
 1963—Larry Ferguson, HB  
     Earl McQuiston, G  
 1964—Mike Reilly, G  
     Wally Hilgenberg, G  
 1965—Tony Giacobazzi, E  
 1966—Karl Noonan, FL  
     John Niland, OG  
 1967—Silas McKinnie, TB  
 1968—Ed Podolak, TB  
 1969—Larry Ely, LB  
 1970—Kerry Reardon, SE  
 1978—Dave Becker, DB  
 1979—Dennis Mosley, RB  
 1980—Jay Hilgenberg, C  
 1981—Andre Tippett, DE

### North-South Game

at Miami, Fla.  
 1948—Bill Kay, T  
 1953—Bill Fenton, E  
     George Rice, HB  
 1954—Warren Lawson, C  
     Lou Matykievicz, E  
 1955—Jim Freeman, E  
 1957—Frank Bloomquist, G  
     Bob Cummings, G  
     Frank Rigney, T  
 1959—Don Horn, FB  
     Curt Merz, E  
     Bill Lapham, C  
 1960—Lloyd Humphreys, C  
 1961—Bill Whisler, E  
 1962—Bill Perkins, FB  
 1963—Cloyd Webb, E  
     Gary Fletcher, C  
     Wally Hilgenberg, G  
 1964—Tony Giacobazzi, E  
     Phillip Deusch, T  
 1969—Jon Maskimen, G  
 1970—Layne McDowell, DT  
     Tim Sullivan, FB  
 1972—Craig Darling, OG

### Senior Bowl

at Mobile, Ala.  
 1952—Bill Reichardt, FB  
 1954—Jerry Hilgenberg, C  
     Don Chelf, T  
 1956—Jerry Reichow, QB  
     Jim Freeman, E

1958—Jim Gibbons, E  
     Alex Karras, T  
     Frank Rigney, T  
 1960—Bill Lapham, C  
     Don Norton, E  
     Olen Trezway, QB  
     Curt Merz, E  
 1964—Paul Krause, E  
 1970—Layne McDowell, DT  
 1971—Craig Clemons, DB  
 1975—Rod Walters, OT  
     Jim Jensen, HB  
 1979—Jim Swift, TE

### Blue-Gray Game

at Montgomery, Ala.  
 1947—Lou King, QB  
 1949—Bob McKenzie, E  
     Don Winslow, T  
 1951—Bill Reichardt, FB  
 1955—Roger Swedberg, T  
     Roger Wiegmann, FB  
 1959—John Sawin, T  
 1960—Jerry Mauren, HB  
 1961—Sherwyn Thorson, G  
     Bernie Wyatt, HB  
 1963—Lonnie Rogers, HB  
     Gus Kasapis, T  
 1965—Dave Long, DE  
     Bill Briggs, DT  
 1968—Al Bream, E  
     Barry Crees, WB  
 1969—Mike Cilek, QB  
     Melvin Morris, T  
 1971—Craig Clemons, DB  
 1972—Bill Windauer, DT  
     Jerry Nelson, MG  
 1975—Rick Penney, DB  
     Dave Bryant, NG  
 1977—Barry Tomasetti, OT  
     Jim Hilgenberg, C  
 1979—Dennis Mosley, RB  
     Cedric Shaw, DB  
     Jim Molini, DE  
 1980—John Harty, DT  
     Jay Hilgenberg, C  
     Keith Chappelle, WR

### Coaches All-Star Game

at Lubbock, Tex.  
 1961—Mark Manders, G  
 1962—Al Hinton, T  
     Sherwyn Thorson, G

1963—Larry Ferguson, HB  
 1964—Wally Hilgenberg, G  
     Gary Fletcher, C  
 1976—Mark Fetter, FB


### Tribune All-Star Game

at Chicago, Ill.  
 1934—Joe Laws, HB  
 1936—Dick Crayne, FB  
 1939—Frank Balazs, FB  
 1940—Nile Kinnick, HB  
     Floyd Dean, HB  
     Dick Evans, E  
 1941—Ken Pettit, E  
 1942—Bill Diehl, C  
     Jim Walker, T  
 1943—Tom Hand, C  
     Jim Youell, QB  
     Bob Penaluna, G  
 1945—Stan Mohrbacher, T  
 1947—Bruno Niedziela, T  
 1949—Bill Kay, T  
     Al DiMarco, QB  
 1950—Don Winslow, G  
 1952—Bill Reichardt, FB  
 1954—Jerry Hilgenberg, C  
     Bill Fenton, E  
 1956—Jerry Reichow, QB  
     Edward Vincent, HB  
 1958—Jim Gibbons, E  
     Alex Karras, T  
 1959—Charles Lewis, T  
 1960—Bill Lapham, C  
 1963—Larry Ferguson, HB  
 1964—Wally Hilgenberg, G  
     Mike Reilly, G  
     Paul Krause, HB  
 1966—Al Randolph, DB  
     John Niland, OG  
 1969—Ed Podolak, HB  
 1972—Craig Clemons, DB  
 1976—Joe Devlin, OG  
     Jim Jensen, HB  
     Rod Walters, OT

### Japan Bowl

at Tokyo  
 1980—Keith Chappelle, WR  
     Jay Hilgenberg, C  
     John Harty, DT  
 1981—Andre Tippett, DE  
 1982—Brett Miller, OT

**NOTE**—Jerry Reichow was named most valuable player in 1956 East-West Game. Paul Krause was named most valuable North lineman in 1964 Senior Bowl Game. Craig Clemons was named best defensive back in 1971 Senior Bowl.





# Hawkeye History



Nile Kinnick

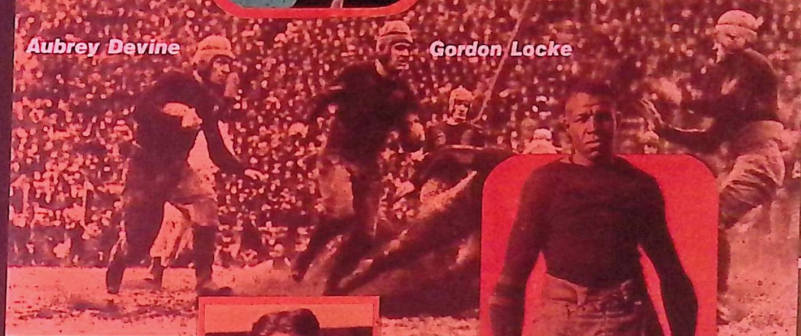


Cal Jones



Aubrey Devine

Gordon Locke



Aubrey Devine



Fred  
"Duke"  
Slater



## Iowa's All-Time Team

Hawkeye fans selected an all-time Iowa team in 1970 as part of the Big Ten's 75th anniversary celebration. Calvin Jones, who won the Outland Trophy in 1955, received more votes than any player. In a separate ballot, Nile Kinnick, winner of the 1939 Heisman Trophy, was named Iowa's greatest player of all time.

First Team	Pos.	Second Team
Jim Gibbons '57	E	Erwin Prasse '39
Frank Gilliam '56	E	Don Norton '59
Calvin Jones '55	L	Mike Enich '40
Alex Karras '57	L	Mike Reilly '63
Duke Slater '21	L	Francis Schammel '33
Jerry Hilgenberg '53	L	Don Suchy '56
John Niland '64	L	Mark Manders '60
Nile Kinnick '39	B	Ozzie Simmons '36
Kenny Ploen '56	B	Randy Duncan '58
Aubrey Devine '21	B	Bob Jeter '59
Gordon Locke '22	B	Ed Podolak '68

## Hall of Fame Hawkeyes

Twelve men who have been associated with Iowa football are members of the Hall of Fame, named by the National Football Foundation and/or the Helms Athletic Foundation.

Seven men have been named to the Halls of both foundations: Howard Jones, coach; Nile Kinnick, player; Gordon Locke, player; Fred (Duke) Slater, player; Dr. Edward Anderson, coach; Edward (Slip) Madigan, coach; Calvin Jones, player.

Four men have been named to the Hall of the Helms Foundation: Calvin Jones, player; Ossie Solem, coach; Emlen Tunnell, professional player; Eric Wilson, publicist.

Aubrey Devine was named to the NFF Hall as a player.

## Retired Numbers

Numbers 24 and 62 have been retired at Iowa to honor the players who last wore them. Nile Kinnick was No. 24 with the legendary Ironmen in 1939. The versatile halfback was consensus all-America, a Phi Beta Kappa scholar, and recipient of the Heisman Trophy. Guard Cal Jones wore No. 62 while earning all-America honors three times and winning the Outland Trophy in 1955. Both Kinnick and Jones died in airplane accidents.


## Historical Highlights

1889—Played first intercollegiate football game.  
 1899—First undefeated season (8-0-1) was recorded under Coach Alden Knipe. Admitted to the Western conference (Big Ten) Dec. 1.  
 1900—A share of the conference championship highlighted another unbeaten season.  
 1901—Loss to Minnesota ended string of 23 games without defeat.  
 1921—First unbeaten and untied team (7-0) was coached by Howard Jones and won clear Big Ten title.  
 1922—Another perfect season (7-0) included share of conference crown with Michigan.  
 1923—Loss to Illinois ended string of 20 straight victories.  
 1939—Dr. Eddie Anderson coached the Ironmen, led by halfback Nile Kinnick, recipient of the Heisman Trophy, the Maxwell Award, and the Walter Camp Trophy.  
 1955—Guard Cal Jones received the Outland Award.  
 1956—Under Coach Forest Evashevski, won the Big Ten and appeared in Rose Bowl for the first time. Finished 9-1 in all games and beat Oregon State at Pasadena.

1957—Tackle Alex Karras received the Outland Award.  
 1958—Big Ten champions again and made California a victim in the Rose Bowl. Honors included No. 1 ranking by the Football Writers and Grantland Rice trophy by Look Magazine. Led the nation in total offense. Quarterback Randy Duncan was named the Helms Foundation Player of the Year and received the Walter Camp Trophy.  
 1960—Shared the Big Ten title with Minnesota. Evashevski quit coaching to devote full time to the athletic directorship after the completion of 8-1 season.  
 1961—Shutout by Purdue ended string of 78 games in which one or more touchdowns were scored.  
 1963—Notre Dame game was canceled following the assassination of President Kennedy.  
 1964—Some 28 Iowa and Big Ten records were broken despite 3-6 season.  
 1968—Set Big Ten scoring and total-offense marks.  
 1972—Iowa Stadium was renamed Kinnick Stadium in honor of Iowa's Heisman Trophy winner of 1939. AstroTurf was installed.  
 1981—Coach Hayden Fry's third season produced a Big Ten co-championship

and Rose Bowl berth, ending string of 19 winless years. Three Hawkeyes made all-America, seven all-Big Ten.  
 1982—Fourth straight first division Big Ten finish and a 28-22 Peach Bowl win over Tennessee.





## Iowa Individual Records

### Points

Game—24 by Larry Lawrence vs Minnesota, 1968; Dennis Mosley vs Indiana, 1979

Season—96 by Dennis Mosley, 1979  
Career—126 by George (Dusty) Rice, 1951-52-53

### Touchdowns

Game—4 by Larry Lawrence vs Minnesota, 1968; Dennis Mosley vs Indiana, 1979

Season—16 by Dennis Mosley, 1979  
Career—21 by George (Dusty) Rice, 1951-52-53

### Field Goals

Game—4 by Dave Holsclaw vs Minnesota, 1977

Season—11 by Tom Nichol, 1981  
Career—17 by Nick Quartaro, 1974-75-76

### Points/After Touchdown (Kick)

Game—8 by Marcos Melendez vs Northwestern, 1968; Tom Nichol vs Northwestern, 1981  
Season—40 by Marcos Melendez, 1968  
Career—59 by Bob Prescott, 1956-57-58

### PAT Attempts (Kick)

Game—9 by Marcos Melendez vs Northwestern, 1968; Tom Nichol vs Northwestern, 1981  
Season—44 by Marcos Melendez, 1968  
Career—74 by Bob Prescott, 1956-57-58

### Yards Rushing

Game—286 by Ed Podolak vs Northwestern, 1968  
Season—1,267 by Dennis Mosley, 1979  
Career—2,133 by Dennis Mosley, 1976-77-78-79

### Times Carried From Scrimmage

Game—39 by Dennis Mosley vs Iowa State, 1979  
Season—270 by Dennis Mosley, 1979  
Career—458 by Dennis Mosley, 1976-77-78-79

### Pass Attempts

Game—49 by Gary Snook (26 comp., 310 yds.) vs Purdue, 1964  
Season—311 by Gary Snook (151 comp.), 1964  
Career—631 by Gary Snook (280 comp.), 1963-64-65

### Pass Completions

Game—27 by Mike Cilek (48 att., 316 yds.) vs Illinois, 1967  
Season—151 by Gary Snook, 1964  
Career—280 by Gary Snook, 1963-64-65  
Completion percentage, season—65.2% (148-227) by Chuck Long, 1982  
Consecutive completions, game—11 by Chuck Long vs Tennessee, 1982

### Yards Passing

Game—321 by Pete Gales (23 of 46) vs Purdue, 1980  
Season—2,062 by Gary Snook, 1964  
Career—3,738 by Gary Snook, 1963-64-65

### Touchdown Passes

Game—5 by Fred Riddle vs Indiana, 1963

Season—11 by Randy Duncan, 1958; Chuck Long, 1982

Career—23 by Randy Duncan, 1956-57-58

### Pass Receptions

Game—12 by Al Bream (160 yds.) vs Illinois, 1967; Keith Chappelle (191 yds.) vs Illinois, 1980

Season—64 by Keith Chappelle (1,037 yds.), 1980

Career—114 by Al Bream, 1966-67-68

### Yards Receiving

Game—191 by Keith Chappelle (12 catches) vs Illinois, 1980

Season—1,037 by Keith Chappelle (64 catches), 1980

Career—1,642 by Al Bream, 1966-67-68

### Touchdown Receptions

Game—3 by Irwin Prasse vs Indiana, 1939; Emlen Tunnell vs Indiana, 1947  
Season—6 by Jack Dittmer, 1949; George Rice, 1951; Paul Krause, 1963; Kerry Reardon, 1969; Keith Chappelle, 1980

Career—13 by Jack Dittmer, 1946-48-49

### Total Offense

Game—371 by Pete Gales vs Purdue, 1980  
Season—2,086 by Larry Lawrence, 1969  
Career—4,026 by Ed Podolak, 1966-67-68

### Miscellaneous

Punt Returns, Game—9 by Nile Kinnick vs Indiana, 1939

Punt Return Yards, Game—201 by Nile Kinnick vs Indiana, 1939

Kickoff Returns, Game—8 by Craig Clemons vs Michigan, 1971

Kickoff Return Yards, Game—187 by Sid Thomas vs Michigan State, 1974

Scoring by Placement—13 by Alan Schuetz vs Washington State, 1969

Punts, Game—16 by Nile Kinnick vs Notre Dame, 1939

Punting Yards, Game—731 by Nile Kinnick vs Notre Dame, 1939

Punting Average, Season—49.8 by Reggie Roby, 1981 (44 punts)

Punting Average, Game—55.8 by Reggie Roby vs Nebraska, 1981

Interceptions, Season—8 by Nile Kinnick, 1939; Lou King, 1981

Interceptions, Career—18 by Nile Kinnick, 1937-38-39

Blocked Punts, Game—2 by Mike Enich vs Purdue, 1939

Blocked Field Goals, Game—2 by Jim Caldwell vs Arizona, 1973

Blocked Kicks, Season—5 by Jim Caldwell, 1973

Consecutive Passes without Interception—129 by Phil Suess, 1980

### Longest Plays

Run—96 by Eddie Vincent vs Purdue (TD), 1954

Pass—87, Gary Snook to Craig Nourse vs Minnesota (TD), 1964

Field Goal—51 by Dave Holsclaw vs Michigan State, 1977

Punt Return—94 by Bob Longley vs Oregon (TD), 1949

Kickoff Return—100 by George (Dusty) Rice vs Purdue (TD), 1951; Joe Williams vs Notre Dame (TD), 1961

Interception Return—84 by Bob Stearnes vs Montana (TD), 1954

Fumble Return—84 by Dayton Perry vs Purdue (TD), 1960

Blocked Punt Return—66 by Jim Walker vs Wisconsin (TD), 1940

Punt—83 by Lonnie Rogers vs Oregon State, 1962

## Iowa Team Records

### Points

Game—70 vs Utah State, 1957  
Season—322 in 1968

### Touchdowns

Game—10 vs Utah State, 1957; Northwestern, 1968  
Season—46 in 1968

### Extra Points

Game—8 vs Utah State, 1957; Northwestern, 1968; Northwestern, 1981  
Season—40 in 1968

### Rushing Yards

Game—464 vs Wash. State, 1969  
Season—2,528 in 1968

### Times Carried from Scrimmage

Game—82 vs South Dakota, 1940; Minnesota, 1968  
Season—574 in 1974

### Pass Attempts

Game—50 vs Purdue, 1964  
Season—321 in 1964

### Pass Completions

Game—27 vs Illinois, 1967  
Season—163 in 1982

### Passing Yards

Game—328 vs Utah State, 1957  
Season—2,125 in 1964

### Touchdown Passes

Game—5 vs Indiana, 1963  
Season—13 in 1949, 1968 and 1969

### Total Offense

Game—696 vs Wash. State, 1969  
Season—4,404 in 1968

### Plays from Scrimmage

Game—101 vs Minnesota, 1968  
Season—821 in 1982

### Passes Intercepted

Game—7 vs Wisconsin, 1982  
Season—22 in 1981



## Best Team Performance

### Yards Rushing, Game

Opponent	Att.	Gain	Loss	Net	TD
1. Washington State, '69	65	498	34	464	6
2. Wisconsin, '75	69	453	14	439	5
3. Northwestern, '68	49	446	15	431	6
4. 'California, '58	55	445	16	429	5
5. Notre Dame, '56	45	432	23	409	6
6. Michigan State, '81	63	409	12	397	3
7. Washington State, '53	51	418	22	396	7
8. Northwestern, '80	53	389	9	380	1
9. Minnesota, '70	79	377	8	369	7
10. South Dakota, '40	82	412	44	368	6
Purdue, '54	66	383	15	368	3

\*1959 Rose Bowl

### Yards Passing, Game

Opponent	Att.	Comp.	Pct.	Yards	TD	Int.
1. Utah State, '57	22	10	455	328	4	2
2. Purdue, '80	46	23	500	321	1	2
3. Illinois, '67	49	27	551	316	2	1
4. Purdue, '64	50	26	520	310	2	2
5. Minnesota, '64	36	18	500	309	2	2
6. Wisconsin, '59	41	26	634	304	1	0
7. Tennessee, '82	26	19	731	304	3	1

### Total Offense, Game

Opponent	Yards Rush	Yards Pass	Total	TD
1. Washington State, '69	464	232	696	8
2. Utah State, '57	320	328	648	10
3. Northwestern, '68	431	208	639	10
4. Kansas State, '59	365	250	615	7
5. Illinois, '69	334	266	600	6
6. North Dakota St., '47	294	266	560	9
7. Washington State, '53	396	142	538	8

### Passing, Season

Year	Comp.	Att.	Pct.
1. 1982	163	265	.615
2. 1980	154	320	.481
1964	154	321	.480
4. 1969	142	309	.459
5. 1967	140	298	.470
6. 1971	126	282	.447
7. 1979	124	248	.500
8. 1968	123	229	.541

Year	Yards	Year	Yards
1. 1964	2,125	1. 1949	13
2. 1969	2,088	1968	13
3. 1980	1,918	1969	13
4. 1968	1,876	4. 1963	12
5. 1982	1,873	1979	12
6. 1967	1,748	1980	12
7. 1979	1,669		
8. 1958	1,530		

### Total Offense, Season

Year	Yards Rush	Yards Pass	Total	TD
1. 1968	2,528	1,976	4,404	46
2. 1969	2,155	2,088	4,243	33
3. 1982	2,101	1,873	3,974	30
4. 1979	2,130	1,669	3,799	33
5. 1958	2,125	1,530	3,655	34
6. 1981	2,153	1,422	3,575	27
7. 1957	2,170	1,303	3,473	38
8. 1980	1,486	1,918	3,404	19
9. 1959	2,151	1,248	3,399	32
10. 1974	1,982	1,193	3,175	21

### Yards Rushing, Season

Year	Att.	Gain	Loss	Net	TD
1. 1968	530	2,861	333	2,528	32
2. 1975	559	2,663	257	2,406	18
3. 1960	439	2,463	179	2,284	27
4. 1957	453	2,376	206	2,170	27
5. 1969	474	2,491	336	2,155	20
6. 1981	520	2,398	245	2,153	20
7. 1959	440	2,261	110	2,151	24
8. 1953	456	2,295	148	2,147	21

### Best Individual Performances

#### Touchdowns, 75 Yards or More


1. George (Dusty) Rice, K.O. Return Purdue, '51	100
Joe Williams, K.O. Return Notre Dame, '61	100
3. Bill Reichardt, K.O. Return Oregon, '49	99
Norm Granger, K.O. Return Indiana, '81	99
5. Dave Schick, K.O. Return Northwestern, '75	97
6. Eddie Vincent, Run Purdue, '54	96
7. Kerry Reardon, K.O. Return Northwestern, '68	95
8. Robert Longley, Punt Return Oregon, '49	94
Bobby Stearns, Int. Return Montana, '54	94
10. Henry Vollenweider, K.O. Return South Dakota, '39	92
Levi Mitchell, K.O. Return Wash. State, '69	92
Royce Mix, Run Illinois, '72	92
13. Larry Ferguson, Run Ohio State, '60	91
14. Rod Sears, Int. Return Purdue, '77	90
15. Dick Hoerner, K.O. Return Michigan, '42	88
16. Gary Snook to Craig Nourse, Pass Minnesota, '64	87
Ed Podolak, Run Northwestern, '66	87
18. Larry Ferguson, Run Oregon State, '60	85
Dick Gibbs, Int. Return Indiana, '65	85
20. Dayton Perry, Fumble Return Purdue, '60	84
21. Paul Krause, Punt Return Michigan, '62	82
Tom Smith, Run Wash. State, '69	82
23. Bob Jeter, Run California, '59	81
24. Randy Duncan to Geno Sessi, Pass Utah State, '57	80
Gerald Mauren, Punt Return Notre Dame, '59	80
M. Szykowny to L. Ferguson, Pass Wisconsin, '62	80
Frank Sunderman to Dave Triplett, Pass Wisconsin, '71	80
Brad Reid, Run Wisconsin, '78	80

29. James Hatch, Run Illinois, '52	78
L. Lawrence to K. Reardon, Pass Arizona, '69	78
Butch Caldwell, Run Michigan State, '73	78
Butch Caldwell to Bill Schultz, Pass Ohio State, '73	78
33. Bill Burkett, K.O. Return Nebraska, '40	77
Tom Farmer to Bus Mertes to Al Coupee, Pass & Lateral, Minnesota, '41	77
Dennis Mosley, Run Iowa State, '77	77
36. Earl Smith, Punt Return Ohio State, '54	76
Don Dobrino to Earl Smith, Pass Notre Dame, '54	76
Fred Riddle to Paul Krause, Pass Indiana, '63	76
Jim Jensen, Run Indiana, '75	76
40. Phil Sues to Dennis Mosley, Pass Wisconsin, '79	75

\*1959 Rose Bowl

### Scoring, Game

	TD	XP	Pts.
1. Larry Lawrence, Minn., '68	4	0	24
Dennis Mosley, Indiana, '79	4	0	24
3. Nile Kinnick, S.D., '39	3	5	23
4. Bill Green, Wisconsin, '40	3	0	18
Nelson Smith, Nebr., '44	3	0	18
Emlen Tunnell, Ind., '47	3	0	18
George Rice, Purdue, '51	3	0	18
George Rice, Wyo., '53	3	0	18
George Rice, Minn., '53	3	0	18
Geno Sessi, Utah St., '57	3	0	18
Joe Williams, So. Cal., '61	3	0	18
Dalton Kimble, Idaho, '64	3	0	18
Tim Sullivan, NW, '68	3	0	18
Levi Mitchell, Purdue, '69	3	0	18
Mike Cilek, Wash. State, '69	3	0	18
Owen Gill, Mich. St., '82	3	0	18



## Yards Passing, Game

	Yds.	Att.	Comp.	TD
1. Pete Gales, Purdue, '80	321	46	23	1
2. Mike Cielek, Illinois, '67	316	49	27	2
3. Gary Snook, Purdue, '64	310	49	26	2
4. Gary Snook, Minn., '64	309	36	18	2
5. Olen Treadway, Wis., '59	304	41	26	1
Chuck Long, Tenn., '82	304	26	19	3

#Peach Bowl

## Pass Completions, Game

	Comp.	Att.	Yds.	TD
1. Mike Cielek, Illinois, '67	27	48	316	2
2. Olen Treadway, Wis., '59	26	41	304	1
3. Gary Snook, Purdue, '64	26	49	310	2
4. Frank Sunderman, OSU, '71	25	38	216	1
5. Pete Gales, Purdue, '80	23	46	321	1
6. Randy Duncan, OSU, '58	22	33	249	1
7. Ed Podolak, Ore. St., '67	21	44	295	1
Ed Podolak, Purdue, '67	21	31	202	2
Phil Suess, Purdue, '79	21	34	248	0

## Touchdown Passes, Game

	TD	Comp.	Att.	Yds.
1. Fred Riddle, Indiana, '63	5	10	16	155
2. Nile Kinnick, Indiana, '49	3	4	13	108
Nile Kinnick, Wis., '39	3	7	14	126
Tom Farmer, Neo., '42	3	7	19	210
Burt Britzmann, Pitts., '51	3	12	25	203
Randy Duncan, NW, '58	3	14	18	174
Gary Snook, Minn., '63	3	9	21	164
Mike Cielek, NW, '68	3	7	10	143
Phil Suess, Wis., '79	3	11	18	181
Pete Gales, Mich. St., '80	3	17	32	249
Gordy Bohannon, Ind., '81	3	8	14	185
Chuck Long, Tenn., '82	3	19	26	304

#Peach Bowl

## Yards Rushing, Game

	Yds.	Att.	TD
1. Ed Podolak, NW, '68	286	17	2
2. Phil Blatcher, Mich. St., '81	247	27	2
3. Dennis Mosley, Iowa State, '79	229	39	2
4. Jim Jensen, Indiana, '75	202	21	2
5. Eddie Phillips, Minn., '82	198	36	1
6. Bob Jeter, Calif., '59	194	9	1
7. Frank Holmes, Ore. St., '72	193	34	2
8. Jerry Fiske, NW, '49	183	20	0
9. Jeff Brown, Indiana, '80	176	31	0
10. Dennis Green, TCU, '68	175	18	2
11. Bill Reichardt, Minn., '51	166	31	2
12. Levi Mitchell, Minn., '70	161	30	0
13. Dennis Mosley, NW, '79	160	21	2
14. Eddie Phillips, Ill., '82	158	27	1
15. Owen Gill, Wis., '82	157	28	2
16. Eddie Vincent, Minn., '54	154	13	1
17. Larry Ferguson, Mich., '62	153	20	1
18. Bill Reichardt, Mich., '51	152	25	0
19. Silas McKinnie, Ind., '67	150	25	0

\*Rose Bowl

## Yards Receiving, Game

	Yds.	No.	TD
1. Keith Chappelle, Ill., '80	191	12	2
2. Dave Moritz, Tenn., '82	168	8	1
3. Jim Gibbons, Minn., '57	164	9	2
4. Al Bream, Ill., '67	160	12	2
5. Dave Triplett, Wis., '71	157	7	1
6. Emilen Tunnell, Indiana, '47	155	6	3
Karl Noonan, Wis., '64	155	10	1
8. Jack Dittmer, Boston U., '48	151	5	2

#Peach Bowl

## Pass Receptions, Game

	No.	Yds.	TD
1. Al Bream, Illinois, '67	12	160	2
Keith Chappelle, Illinois, '80	12	191	2
3. Karl Noonan, Wash., '64	11	146	1

4. Karl Noonan, Wis., '64	10	155	1
Karl Noonan, Purdue, '64	10	127	0
Al Bream, Purdue, '67	10	106	1
Al Bream, NW, '67	10	91	2
Kerry Reardon, Ore. St., '69	10	144	1
Keith Chappelle, Mich. St., '80	10	148	1

## Total Offense, Game

	Yards Rush	Yards Pass	Total Yards
1. Pete Gales, Purdue, '80	50	321	371
2. Larry Lawrence, Purdue, '69	77	260	337
3. Ed Podolak, Ore. St., '67	35	295	330
4. Mike Cielek, Ill., '67	7	316	323
5. Ed Podolak, NW, '68	286	34	320

## Scoring, Season

	TD	XP	FG	Pts.
1. Dennis Mosley, '79	16	0	0	96
2. Wilburn Hollis, '60	11	2	0	68
3. Earl Smith, '54	11	0	0	66
4. George Rice, '53	10	0	0	60
Larry Lawrence, '68	10	0	0	60
Tom Nichol, '81	0	26	11	59
7. Silas McKinnie, '67	9	2	0	56
8. George Rice, '51	9	0	2	54
Willie Fleming, '58	9	0	0	54
Joe Williams, '61	9	0	0	54
Ed Podolak, '68	9	0	0	54

## Total Offense, Season

	Yards Pass	Yards Rush	Total Yards	TD
1. Larry Lawrence, '69	1,680	406	2,086	15
2. Gary Snook, '64	2,062	-18	2,044	15
3. Chuck Long, '82	1,678	121	1,799	15
4. Ed Podolak, '66	1,041	450	1,491	6
5. Larry Lawrence, '68	1,307	161	1,468	17
6. Randy Duncan, '58	1,347	59	1,406	15
7. Gordy Bohannon, '81	1,032	348	1,380	8
8. Ed Podolak, '67	1,014	323	1,337	6
9. Dennis Mosley, '79	0	1,267	1,267	12
10. Phil Suess, '79	1,165	96	1,261	7
11. Ed Podolak, '68	261	937	1,198	9
12. Randy Duncan, '57	1,124	59	1,183	15
13. Frank Sunderman, '71	1,297	-192	1,105	9
14. Jerry Reichow, '55	722	369	1,091	7
15. Tom McLaughlin, '77	1,081	0	1,081	7
16. Al DiMarco, '48	1,105	-48	1,057	6
17. Nile Kinnick, '39	662	374	1,036	16

## Yards Rushing, Season

	Att.	Gain	Loss	Net	Avg.	TD
1. D. Mosley, '79	270	1,342	75	1,267	4.7	12
2. Ed Podolak, '68	154	1,005	68	937	6.1	8
3. Levi Mitchell, '70	205	960	80	900	4.4	3
4. Eddie Phillips, '82	166	820	14	806	4.9	4
5. Bill Reichardt, '51	178	771	34	737	4.2	2
Phil Blatcher, '81	157	771	34	737	4.7	8
7. Owen Gill, '82	136	708	25	683	5.0	7
8. Tim Sullivan, '68	131	686	4	682	5.2	7
9. Jeff Brown, '80	132	699	26	673	5.1	1
10. L. Ferguson, '60	90	680	15	665	7.3	6
11. Jim Jensen, '74	163	665	26	659	4.0	1
12. Levi Mitchell, '71	149	687	64	623	4.2	3
13. Dave Harris, '72	136	695	74	621	4.6	4
14. Eddie Vincent, '54	95	634	16	618	6.5	5
15. Bob Jeter, '59	106	619	10	609	5.5	4
16. S. McKinnie, '67	166	636	48	588	3.5	9
17. Bill Reichardt, '50	138	620	35	585	4.2	0
18. Tim Sullivan, '70	147	580	1	579	3.9	6
19. Eddie Phillips, '81	123	558	6	552	4.5	5
20. L. Ferguson, '62	113	570	23	547	4.8	2
21. S. McKinnie, '66	124	549	33	516	4.2	1
22. Jim Jensen, '73	111	520	11	509	4.6	5

## Yards Passing, Season

	Att.	Comp.	Pct.	Yds.	TD	Int.
1. Gary Snook, '64	311	151	485	2,062	11	14
2. L. Lawrence, '69	239	113	473	1,680	10	11
3. Chuck Long, '82	227	148	652	1,678	11	11
4. R. Duncan, '58	172	101	587	1,347	11	9
5. L. Lawrence, '68	156	88	564	1,307	7	9
6. F. Sunderman, '71	235	109	463	1,297	9	12
7. Phil Suess, '79	159	88	553	1,165	6	9
8. R. Duncan, '57	119	70	588	1,124	10	12
9. T. McLaughlin, '77	152	78	513	1,081	4	13
10. Matt Szykowski, '61	209	79	561	1,078	7	15
11. Rob Fick, '74	165	79	479	1,059	6	12
12. Ed Podolak, '66	191	77	403	1,041	3	18
13. Phil Suess, '80	166	87	524	1,031	6	2
14. O. Treadway, '59	147	86	585	1,014	6	3
Ed Podolak, '67	162	79	489	1,014	5	9
16. Gary Snook, '65	230	95	413	1,009	4	23

## Yards Receiving, Season

	Yds.	No.
1. Keith Chappelle, '80	1,037	64
2. Karl Noonan, '64	933	59
3. Kerry Reardon, '69	738	43
4. Al Bream, '67	704	55
5. Dave Moritz, '82	605	41
6. Jim Gibbons, '57	587	36
7. Karl Noonan, '65	545	43
8. Barry Crees, '67	520	32

## Pass Receptions, Season

	No.	Yds.
1. Keith Chappelle, '80	64	1,037
2. Karl Noonan, '64	59	933
3. Al Bream, '67	55	704
4. Kerry Reardon, '69	43	738
Karl Noonan, '65	43	545
5. Dave Moritz, '82	41	605
6. Jim Gibbons, '57	36	587
8. Ray Manning, '68	35	426

## Touchdown Receptions, Season

	TD
1. Jack Dittmer, '48	6
George Rice, '51	6
Paul Krause, '63	6
Kerry Reardon, '69	6
Keith Chappelle, '80	6
6. Bill Burkett, '42	5
Jack Dittmer, '48	5
Bob McKenzie, '49	5
Al Bream, '67	5
Ray Manning, '68	5





## Solo Tackles, Season

	Year	Solo Tks.
1. Tom Rusk	1977	105
2. Dave Simms	1971	84
3. Andre Jackson	1972	83
Andre Jackson	1975	83
5. Mike Phillips	1968	77
6. Dan LaFleur	1973	75
Dave Clement	1970	75
Dave Brooks	1970	75

## Total Tackles, Season

	Year	Total Tks.
1. Andre Jackson	1972	171
2. Dave Clement	1970	140
3. Dave Simms	1971	139
4. Tom Rusk	1977	138
5. Dan LaFleur	1973	127
6. Andre Jackson	1975	126
7. Mel Coie	1980	125
8. Rod Barnhart	1967	124
9. Mike Phillips	1968	119
10. Dan LaFleur	1974	115
11. Tom Rusk	1976	114
12. Leven Weiss	1979	112
13. Tom Rusk	1978	106
14. Dave Brooks	1969	102
Craig Clemens	1969	102
16. Todd Simonsen	1979	101

## Yards Rushing, Career

	Fr.	So.	Jun.	Sen.	Total
1. Dennis Mosley, 76-79	247	327	292	1,276	2,133
2. Levi Mitchell, 69-71		404	900	623	1,927
3. Ed Podolak, 66-68		450	323	937	1,710
4. Bill Reichardt, 49-51		343	585	737	1,665
5. Jim Jensen, 72-75		209	659	473	1,661
6. Tim Sullivan, 67-68		70	323	662	1,584
7. Eddie Phillips, 80-82		55	543	806	1,404
8. Silas McKinnie, 65-67		286	516	588	1,390
9. Eddie Vincent, 53-55		374	618	381	1,373
10. Larry Ferguson, 59-62		50	665	35	1,297
11. Jerry Fiske, 46-50		288	482	470	1,240
12. Jon Lazer, 75-78		-1	392	411	1,225
13. Bill Green, 39-41		232	483	420	1,135
14. Butch Caldwell, 72-76		60	312	300	1,061
15. Phil Blatner, 79-81		98	56	198	1,060
16. George Rice, 51-53		441	218	401	1,059
17. George Bredder, 51-54		50	311	410	1,025
18. Bob Jeter, 57-59		151	356	609	1,016
19. Mark Fetter, 72-75		44	263	304	1,006

## Scoring, Career

	TD	XP	FG	Pts.
1. George Rice, 51-53	21	0	0	126
2. Dennis Mosley, 76-79	18	0	0	108
3. Nick Quartaro, 74-76	0	55/57	17/38	106
4. Tom Nichol, 81-82	0	57/59	15/30	102
5. Wilburn Hollis, 59-61	16	4	0	100
6. Earl Smith, 53-55	16	0	0	96
7. Tim Sullivan, 67-68, 70	16	0	0	96
8. Ed Podolak, 66-68	15	2	0	92
9. Bill Reichardt, 49-51	6	51/63	1	90
Bob Prescott, 56-58	4	60/73	2	90
Larry Lawrence, 68-69	15	0	0	90
12. Joe Williams, 60-61	14	0	0	84
Dennis Green, 68-70	14	0	0	84
14. Levi Mitchell, 69-71	13	2	0	80
15. Bill Green, 39-41	13	0	0	78
Jack Dittmer, 46-49	13	0	0	78
17. Bob Anderson, 65-67	0	32/32	15/32	77

## Total Offense, Career

	Yards	Yards/Pass	Total
1. Ed Podolak, 66-68	1,710	2,316	4,026
2. Gary Snook, 63-65	79	3,738	3,817
3. Larry Lawrence, 68-69	567	2,987	3,554
4. Randy Duncan, 56-58	104	2,615	2,719
5. Butch Caldwell, 72-76	1,061	1,651	2,712
6. Phil Suess, 77-80	48	2,196	2,244
7. Jerry Reichow, 53-55	850	1,327	2,177
8. Dennis Mosley, 76-79	2,133	0	2,133
9. Levi Mitchell, 69-71	1,927	0	1,927
10. Matt Szykowny, 60-62	-197	2,038	1,841

## Passing, Career

	Att.	Comp.	Pct.	Yds.	TD
1. Gary Snook, 63-65	631	260	443	3,738	20
2. Larry Lawrence, 68-69	395	201	509	2,987	17
3. Randy Duncan, 56-58	328	186	564	2,615	23
4. Ed Podolak, 66-68	398	172	432	2,316	8
5. Phil Suess, 77-80	325	175	538	2,196	12
6. Matt Szykowny, 60-62	290	155	534	2,038	14
7. Tom McLaughlin, 75-77	296	123	415	1,795	7
8. Al DiMarco, 47-48	261	113	432	1,749	14

(Glenn Drahn threw 17 touchdown passes in 1946-50)

## Yards Receiving, Career

	No.	Yds.	TD
1. Al Bream, 66-68	114	1,542	7
2. Keith Noonan, 63-65	102	1,478	4
3. Keith Chappelle, 79-80	86	1,377	9
4. Kerry Reardon, 68-70	81	1,361	11
5. Bill Schultz, 73-76	57	1,272	9
6. Barry Cress, 66-68	66	1,069	2
7. Cloyd Webb, 61-63	61	1,029	10
8. Jim Gibbons, 55-57	64	1,028	10

## Kinnick Stadium Records

### RUSHING

**Times Carried**—39 by Dennis Mosley (229 yards), Iowa vs Iowa State, 9/29/79  
**Yards Gained**—286 by Ed Podolak (17 carries), Iowa vs Northwestern, 11/9/68  
**Touchdowns**—5 by Mike Northington, Purdue, 11/3/73

### PASSING

**Attempts**—49 by Gary Snook (26 comp., 310 yds.), Iowa vs Purdue, 10/24/64  
**Completions**—31 by Tony Eason (46 att., 292 yds.), Illinois, 10/30/82  
**Yards**—316 by Mike Cilek (27 of 48), Iowa vs Illinois, 11/25/67  
**Touchdowns**—5 by Fred Riddle (10 of 16, 155 yds.), Iowa vs Indiana, 10/12/63  
**Interceptions**—7 by Gary Snook (14 of 37, 165 yds.), Iowa vs N.C. State, 11/20/65

### TOTAL OFFENSE

**Plays**—58 by Scott Campbell (217 yds.), Purdue, 11/7/81  
**Yards**—330 by Ed Podolak (52 plays), Iowa vs Oregon State, 9/30/67  
**TD's responsible for**—5 by Fred Riddle (all passing), Iowa vs Indiana, 10/12/63; Nile Kinnick (3 rush, 2 pass), Iowa vs South Dakota, 9/30/39; Mike Northington (all rushing), Purdue, 11/3/73

## PASS RECEIVING

**Receptions**—12 by Al Bream (160 yds.), Iowa vs Illinois, 11/25/67; Keith Chappelle (191 yds.), Iowa vs Illinois, 10/11/80  
**Yards**—197 by Duane Gunn (6 rec.), Indiana, 10/10/81  
**Touchdowns**—3 by Erwin Prasse, Iowa vs Indiana, 10/7/39; Emlen Tunnell, Iowa vs Indiana, 10/11/47

## SCORING

**Touchdowns**—5 by Mike Northington, Purdue, 11/3/73  
**Extra Points**—8 by Marcos Melendez (9 att.), Iowa vs Northwestern, 11/9/68  
**Field Goals**—4 by Dave Holtsclaw, Iowa vs Minnesota, 10/8/77; Jim Gallery, Minnesota, 10/24/81  
**Points**—30 by Mike Northington, Purdue, 11/3/73

## LONGEST PLAYS

**Rush**—96 by Ed Vincent, Iowa vs Purdue (TD), 11/6/54  
**Pass**—82 Charlie Baggett to Kirk Gibson, Michigan State (TD), 11/22/75  
**Punt Return**—94 by Bob Longley, Iowa vs Oregon (TD), 10/29/49  
**Kickoff Return**—100 by Joe Williams, Iowa vs Notre Dame (TD), 11/25/61  
**Interception Return**—95 by Eddie McGovern, Illinois (TD), 11/6/43  
**Fumble Return**—84 by Dayton Perry, Iowa vs Purdue (TD), 10/22/60  
**Blocked Punt Return**—66 by Jim Walker, Iowa vs Wisconsin (TD), 10/12/40  
**Punt**—96 by George O'Brien, Wisconsin, 10/18/52  
**Field Goal**—57 by Lee Pistor, Arizona, 9/24/77

## Stadium Team Records

### RUSHING

**Times Carried**—82 vs South Dakota, 10/5/40  
**Yards Gained**—595 vs Minnesota, 10/27/34  
**Touchdowns**—7 vs Washington State, 10/3/53; by Purdue, 11/3/73

### PASSING

**Attempts**—50 vs Purdue, 10/24/64  
**Completions**—27 vs Illinois, 11/25/67  
**Yards**—328 vs Utah State, 9/28/57  
**Touchdowns**—5 vs Indiana, 10/12/63  
**Interceptions**—7 by North Carolina State, 11/25/65; vs Wisconsin, 11/13/83

### TOTAL OFFENSE

**Plays**—104 by Notre Dame, 10/5/68  
**Yards**—696 vs Washington State, 9/27/69

### SCORING

**Touchdowns**—10 vs Utah State, 9/28/57  
**Extra Points**—8 vs Utah State, 9/28/57; vs Northwestern, 11/9/68  
**Field Goals**—4 vs Minnesota, 10/8/77; by Minnesota, 10/24/81  
**Points**—70 vs Utah State, 9/28/57

## MISCELLANEOUS

**First Downs**—36 vs Washington State, 9/27/69  
**Yards Penalized**—145 by Notre Dame, 11/22/52

# Homecoming Record

## 32-34-5

1912 Wisconsin	L	10-28	1936 Illinois	T	0-0	1960 Purdue	W	21-14
1913 Iowa State	W	45-7	1937 Minnesota	L	10-35	1961 Wisconsin	W	47-15
1914 Minnesota	L	0-7	1938 Wisconsin	L	13-31	1962 Purdue	L	3-26
1915 Iowa State	L	0-16	1939 Minnesota	W	13-9	1963 Indiana	W	37-26
1916 Nebraska	L	17-34	1940 Purdue	L	6-21	1964 Purdue	L	14-19
1917 Iowa State	W	6-3	1941 Indiana	W	13-7	1965 Purdue	L	13-17
1918 Minnesota	W	6-0	1942 Wisconsin	W	6-0	1966 Northwestern	L	15-24
1919 Iowa State	W	10-0	1943 Illinois	L	10-19	1967 Purdue	L	22-41
1920 Minnesota	W	28-7	1944 Purdue	L	7-26	1968 Indiana	L	34-38
1921 Illinois	W	28-14	1945 Wisconsin	L	7-27	1969 Mich. State	W	19-18
1922 Minnesota	W	28-14	1946 Illinois	L	0-7	1970 Purdue	L	3-24
1923 Illinois	L	6-9	1947 Indiana	W	27-14	1971 Northwestern	L	3-28
1924 Minnesota	W	13-0	1948 Purdue	L	13-20	1972 Mich. State	T	6-6
1925 Illinois	W	12-10	1949 Indiana	W	35-9	1973 Minnesota	L	23-31
1926 Minnesota	L	0-41	1950 Purdue	W	33-21	1974 Northwestern	W	35-10
1927 Illinois	L	0-14	1951 Michigan	L	0-21	1975 Minnesota	L	7-31
1928 Minnesota	W	7-6	1952 Ohio State	W	8-0	1976 Indiana	L	7-14
1929 Illinois	T	7-7	1953 Indiana	W	19-13	1977 Ohio State	L	6-27
1930 Penn State	W	19-0	1954 Purdue	W	25-14	1978 Purdue	L	7-34
1931 Indiana	T	0-0	1955 Purdue	T	20-20	1979 Minnesota	L	7-24
1932 Minnesota	L	6-21	1956 Michigan	L	14-17	1980 Northwestern	W	25-3
1933 Wisconsin	W	26-7	1957 Wisconsin	W	21-7	1981 Indiana	W	42-28
1934 Minnesota	L	12-48	1958 Northwestern	W	26-20	1982 Northwestern	W	45-7
1935 Minnesota	L	6-13	1959 Mich. State	W	37-8			



## Best Attendance Years

Year	HOME GAMES		
	Games	Total	Average
1981	6	360,381	60,064
1980	6	359,750	59,958
1979	6	358,245	59,708
1982	5	297,766	59,553
1961	5	290,250	58,050
1963	4	230,200	57,550
1962	5	281,216	56,243
1959	5	279,400	55,880
1958	6	329,673	54,912
1977	7	377,410	53,916
1976	5	267,327	53,465
1975	6	320,690	53,448
1964	5	266,391	53,278
1978	6	319,289	53,214
1960	5	264,100	52,820
1965	5	263,700	52,740
1956	6	306,478	51,079
1957	4	203,709	50,927
1955	4	201,072	50,268
1969	6	301,287	50,218

Year	ALL GAMES		
	Games	Total	Average
1981	12*	801,550	66,796
1958	10*	630,262	63,026
1979	11	674,581	61,326
1980	11	668,008	60,728
1955	9	545,025	60,558
1977	11	651,869	59,261
1963	8	463,096	57,887
1982	12#	692,455	57,705
1959	9	518,894	57,655
1961	9	516,360	57,373

1960	9	506,590	56,288
1976	11	614,382	55,853
1957	9	500,856	55,651
1954	9	491,608	54,623
1947	9	487,752	54,195
1978	11	595,281	54,116
1964	9	483,697	53,744
1956	10*	534,550	53,455
1962	9	478,828	53,203
1974	11	571,185	51,926
1971	11	569,876	51,807
1965	10	513,198	51,319
1950	9	456,473	50,719
1967	10	506,550	50,655

\*Rose Bowl included

#Peach Bowl included

## Largest Home Crowds


(60,000 or more)

Year	Att.	Opponent	Score
1981	60,160	Nebraska	W 10-7
1961	60,150	Wisconsin	W 47-15
1980	60,145	Iowa State	L 7-10
1981	60,114	Purdue	W 33-7
1981	60,103	Michigan St.	W 36-7
1961	60,100	Minnesota	L 9-16
1962	60,100	Purdue	L 3-26
1979	60,100	Iowa State	W 30-14
1978	60,075	Iowa State	L 0-31
1977	60,070	Ohio State	L 6-27
1979	60,055	Nebraska	L 21-24
1979	60,050	Minnesota	L 7-24
1981	60,004	UCLA	W 20-7
1981	60,000	Indiana	W 42-28
1981	60,000	Minnesota	L 10-12

## Largest Road Crowds

(85,000 or more)

Year	Att.	Site	Opponent	Score
1981	105,915	Ann Arbor	Michigan	W 9-7
1982	105,611	Pasadena	Washington	L 0-28
1977	104,617	Ann Arbor	Michigan	L 6-23
1959	98,297	Pasadena	California	W 38-12
1957	97,126	Pasadena	Oregon State	W 35-19
1947	90,910	Los Angeles	UCLA	L 7-22
1957	90,478	Ann Arbor	Michigan	T 21-21
1979	87,835	Columbus	Ohio State	L 7-34
1975	87,826	Columbus	Ohio State	L 0-49
1978	87,586	Columbus	Ohio State	L 7-31
1973	87,447	Columbus	Ohio State	L 13-55





# Series Scores

Illinois (16-29-2)			1924 W			1923 L			1920 W			1975 L			1978 L		
*1899 W	58-0	*1947 W	27-14	1928 L	7-10	*1924 W	13-0	1921 W	14-0	*1976 L	14-34	*1979 L	14-20	*1980 L	13-58	*1981 W	33-7
*1901 L	0-27	1948 L	0-7	1929 T	0-0	1925 L	0-33	*1922 W	37-3	*1977 L	6-27	*1980 L	13-58	*1981 W	33-7	*1982 L	7-16
1902 L	0-80	*1949 W	35-9	1930 L	6-10	*1926 L	0-41	1923 W	17-14	1978 L	7-31	1979 L	7-34	1980 L	13-58	1981 W	33-7
*1903 W	12-0	1950 L	7-20	1931 L	7-27	*1927 L	0-38	*1928 W	7-6	*1926 L	6-13	1979 L	7-34	1980 L	13-58	1981 W	33-7
1904 L	0-29	1952 L	13-20	1941 L	0-6	*1929 W	9-7	*1931 L	0-19	1927 L	0-12	1980 L	7-41	1981 W	33-7	1982 L	7-16
*1907 W	25-12	*1953 W	20-6	1942 L	14-28	1930 L	0-34	*1932 L	6-44	1928 W	6-13	1981 W	7-41	1982 L	7-16	1983 W	7-16
1908 L	0-22	1954 W	27-14	1946 L	7-14	*1933 L	6-21	1933 W	7-0	1931 L	0-19	1982 L	7-41	1983 W	7-16	1984 W	7-16
*1918 L	0-19	*1955 W	20-6	*1951 L	0-21	1932 L	7-19	1934 W	20-7	1932 L	6-44	1983 W	7-16	1984 W	7-16	1985 W	7-16
1919 L	7-9	1956 W	27-0	1953 L	13-14	*1934 L	12-48	1935 T	0-0	1933 W	7-0	1984 W	7-16	1985 W	7-16	1986 W	7-16
1920 L	3-20	*1957 W	47-7	1954 L	13-14	*1935 L	6-13	1936 L	7-18	1934 W	20-7	1985 W	7-16	1986 W	7-16	1987 W	7-16
*1921 W	14-2	*1958 W	34-13	1955 L	21-33	1936 L	0-52	1939 T	7-7	1935 W	7-0	1986 W	7-16	1987 W	7-16	1988 W	7-16
1922 W	8-7	*1961 W	27-8	*1956 L	14-17	*1937 L	10-35	*1949 W	28-21	1936 L	7-18	1987 W	7-16	1988 W	7-16	1989 W	7-16
*1923 L	6-9	1962 W	14-10	1957 T	21-21	1938 L	0-28	1952 W	39-14	1937 L	7-18	1988 W	7-16	1989 W	7-16	1990 W	7-16
1924 L	0-36	*1963 W	37-26	1958 W	37-14	*1939 W	13-9	1957 W	6-0	1938 L	0-28	1989 W	7-16	1990 W	7-16	1991 W	7-16
*1925 W	12-10	1964 W	21-20	1961 L	14-23	1940 L	6-34	*1958 W	26-20	1939 W	13-9	1990 W	7-16	1991 W	7-16	1992 W	7-16
1926 L	6-13	1965 L	17-21	1962 W	28-14	*1941 L	13-34	*1959 L	10-14	1940 L	6-34	1991 W	7-16	1992 W	7-16	1993 W	7-16
*1927 L	0-14	*1966 W	20-19	1963 T	21-21	1942 L	7-27	1960 W	42-0	1941 L	13-34	1992 W	7-16	1993 W	7-16	1994 W	7-16
*1929 T	7-7	1967 L	17-21	*1964 L	20-34	1943 L	14-33	1961 L	0-9	1942 L	7-27	1993 W	7-16	1994 W	7-16	1995 W	7-16
1935 W	19-0	*1968 L	34-38	1969 L	6-51	*1944 L	0-46	*1966 L	15-24	1943 L	14-33	1994 W	7-16	1995 W	7-16	1996 W	7-16
*1936 T	0-0	*1969 W	28-17	1970 L	0-55	*1945 W	20-19	1967 L	24-39	1944 L	0-46	1995 W	7-16	1996 W	7-16	1997 W	7-16
*1940 W	18-7	*1970 W	42-13	1971 L	7-63	1946 L	6-16	*1968 W	68-34	1945 W	20-19	1996 W	7-16	1997 W	7-16	1998 W	7-16
1941 W	21-0	1972 L	8-16	1972 L	0-31	*1947 W	13-7	*1971 L	3-28	1946 L	6-16	1997 W	7-16	1998 W	7-16	1999 W	7-16
*1942 L	7-12	1973 L	7-14	1974 L	7-24	1948 L	21-28	1972 W	23-12	1947 W	13-7	1998 W	7-16	1999 W	7-16	2000 W	7-16
*1943 L	10-19	*1976 L	7-14	1977 L	6-23	1949 L	7-55	1973 L	15-31	1948 L	21-28	2000 W	7-16	2001 W	7-16	2002 W	7-16
1944 L	6-40	1977 L	21-24	1978 L	0-34	1950 W	13-0	*1974 W	35-10	1949 L	7-55	2001 W	7-16	2002 W	7-16	2003 W	7-16
*1945 L	7-48	*1979 L	26-30	1981 W	9-7	1951 T	20-20	1975 W	24-21	1950 W	13-0	2002 W	7-16	2003 W	7-16	2004 W	7-16
*1946 L	0-7	1980 W	16-7	*1982 L	7-29	1952 L	7-17	*1976 W	13-10	1951 T	20-20	2003 W	7-16	2004 W	7-16	2005 W	7-16
*1947 L	12-35	*1981 W	42-28	1983 L	7-29	1953 W	27-0	*1977 W	24-0	1952 L	7-17	2004 W	7-16	2005 W	7-16	2006 W	7-16
1948 L	0-14	1982 W	24-20	1984 L	7-29	1954 L	20-22	1978 W	20-3	1953 W	27-0	2005 W	7-16	2006 W	7-16	2007 W	7-16
1949 L	14-20	1983 L	7-21	1985 L	7-29	1955 W	26-0	1979 W	58-6	1954 L	20-22	2006 W	7-16	2007 W	7-16	2008 W	7-16
*1950 L	7-21	1986 L	7-21	1987 W	7-29	1956 W	7-0	1980 W	25-3	1955 W	26-0	2007 W	7-16	2008 W	7-16	2009 W	7-16
1951 L	13-40	1988 L	7-21	1989 W	7-29	1957 W	44-20	1981 W	64-0	1956 W	7-0	2008 W	7-16	2009 W	7-16	2010 W	7-16
*1952 L	13-39	1989 L	7-21	1990 W	7-29	1958 W	28-6	1982 W	45-7	1957 W	44-20	2009 W	7-16	2010 W	7-16	2011 W	7-16
*1953 W	19-0	1991 W	7-21	1991 W	7-29	1959 W	33-0	1983 W	45-7	1958 W	28-6	2010 W	7-16	2011 W	7-16	2012 W	7-16
1956 W	37-13	1992 W	7-21	1992 W	7-29	1960 L	10-27	1984 W	45-7	1959 W	33-0	2011 W	7-16	2012 W	7-16	2013 W	7-16
*1957 L	19-21	1993 W	7-21	1993 W	7-29	1961 L	9-16	1985 W	45-7	1960 L	10-27	2012 W	7-16	2013 W	7-16	2014 W	7-16
1958 W	37-13	1994 W	7-21	1994 W	7-29	1962 L	0-10	1922 W	12-9	1961 L	9-16	2013 W	7-16	2014 W	7-16	2015 W	7-16
1969 W	40-0	*1995 W	5-0	1995 W	5-0	1963 W	27-13	1923 W	20-0	1962 L	0-10	2014 W	7-16	2015 W	7-16	2016 W	7-16
*1970 W	22-16	1996 W	12-0	1996 W	12-0	1964 L	13-14	1924 T	0-0	1963 W	27-13	2015 W	7-16	2016 W	7-16	2017 W	7-16
1971 L	0-31	*1997 W	12-6	1997 L	0-34	*1965 L	3-14	1925 W	15-0	1964 L	13-14	2016 W	7-16	2017 W	7-16	2018 W	7-16
*1972 W	15-14	1998 W	10-6	1998 W	10-6	1966 L	0-17	1926 L	6-23	1965 L	3-14	2017 W	7-16	2018 W	7-16	2019 W	7-16
1973 L	0-50	1999 W	8-0	1999 W	8-0	*1967 L	0-10	*1927 L	6-13	1966 L	0-17	2018 W	7-16	2019 W	7-16	2020 W	7-16
*1974 W	14-12	*1999 L	0-2	2000 L	0-2	1968 W	35-28	1928 W	14-7	1967 L	0-10	2019 W	7-16	2020 W	7-16	2021 W	7-16
*1975 L	12-27	1999 L	14-20	2000 L	14-20	*1969 L	8-35	1929 L	6-7	1968 W	35-28	2020 W	7-16	2021 W	7-16	2022 W	7-16
1976 L	6-24	*1999 W	16-0	2000 W	16-0	1970 T	14-14	1934 L	7-40	1969 L	8-35	2021 W	7-16	2022 W	7-16	2023 W	7-16
1979 W	13-7	1999 W	2-0	2000 W	2-0	*1971 L	14-19	1944 L	0-34	1970 T	14-14	2022 W	7-16	2023 W	7-16	2024 W	7-16
*1980 L	14-20	*1999 L	0-9	2000 L	0-9	1972 L	14-43	1945 L	0-42	1971 L	14-19	2023 W	7-16	2024 W	7-16	2025 W	7-16
1981 L	7-24	1999 L	20-7	2000 L	20-7	*1973 L	23-31	1947 T	13-13	1972 L	14-43	2024 W	7-16	2025 W	7-16	2026 W	7-16
*1982 W	14-13	1999 L	45-7	2000 L	45-7	1974 L	21-60	1948 W	14-7	1973 L	23-31	2025 W	7-16	2026 W	7-16	2027 W	7-16
		1999 L	26-6	2000 L	26-6	1975 L	23-27	1949 L	14-7	1974 L	21-60	2026 W	7-16	2027 W	7-16	2028 W	7-16
		1999 L	0-16	2000 L	0-16	*1976 W	30-17	1950 L	21-83	1975 L	23-27	2027 W	7-16	2028 W	7-16	2029 W	7-16
		1999 L	19-16	2000 L	19-16	1977 W	16-22	1951 L	21-47	1976 W	30-17	2028 W	7-16	2029 W	7-16	2030 W	7-16
		1999 L	6-3	2000 L	6-3	*1978 W	18-6	1952 W	8-0	1977 W	16-22	2029 W	7-16	2030 W	7-16	2031 W	7-16
		1999 L	21-0	2000 L	21-0	1979 L	17-39	1953 L	14-20	1978 W	18-6	2030 W	7-16	2031 W	7-16	2032 W	7-16
		1999 L	10-0	2000 L	10-0	*1980 L	6-24	1954 W	10-20	1979 L	17-39	2031 W	7-16	2032 W	7-16	2033 W	7-16
		1999 L	14-10	2000 L	14-10	1981 L	10-12	1955 W	13-17	1980 L	6-24	2032 W	7-16	2033 W	7-16	2034 W	7-16
		1999 L	27-7	2000 L	27-7	1982 W	21-16	1956 L	28-38	1981 L	10-12	2033 W	7-16	2034 W	7-16	2035 W	7-16
		1999 L	6-31	2000 L	6-31	1983 L	0-75	1957 W	16-7	1982 W	21-16	2034 W	7-16	2035 W	7-16	2036 W	7-16
		1999 L	12-10	2000 L	12-10	1984 L	0-11	1958 W	35-12	1983 L	0-75	2035 W	7-16	2036 W	7-16	2037 W	7-16
		1999 L	0-31	2000 L	0-31	1985 L	0-39	1959 L	13-29	1984 L	0-11	2036 W	7-16	2037 W	7-16	2038 W	7-16
		1999 L	30-14	2000 L	30-14	1986 L	0-14	1960 W	28-14	1985 L	0-39	2037 W	7-16	2038 W	7-16	2039 W	7-16
		1999 L	7-10	2000 L	7-10	1987 L	6-24	1961 L	3-7	1986 L	0-14	2038 W	7-16	2039 W	7-16	2040 W	7-16
		1999 L	12-23	2000 L	12-23	1988 L	7-56	1962 L	19-21	1987 L	6-24	2039 W	7-16	2040 W	7-16	2041 W	7-16
		1999 L	7-19	2000 L	7-19	1989 L	0-7	1963 L	0-38	1988 L	7-56	2040 W	7-16	2041 W	7-16	2042 W	7-16
		1999 L		2000 L		1990 L	13-51	1964 L	10-14	1989 L	0-7	2041 W	7-16	2042 W	7-16	2043 W	7-16
		1999 L		2000 L		1991 L	0-67	1965 L	10-14	1990 L	13-51	2042 W	7-16	2043 W	7-16	2044 W	7-16
		1999 L		2000 L		1992 W	6-0	1966 L	10-21	1991 L	0-67	2043 W	7-16	2044 W	7-16	2045 W	7-16
		1999 L		2000 L		1993 W	9-6	1967 L	10-21	1992 W	6-0	2044 W	7-16	2045 W	7-16	2046 W	7-16
		1999 L		2000 L		1994 W	9-6	1968 L	27-33	1993 W	9-6	2045 W	7-16	2046 W	7-16	2047 W	7-16
		1999 L		2000 L		1995 W											

## All-Time Opponents

Opponent	First Game	W	L	T	Opponent	First Game	W	L	T	Opponent	First Game	W	L	T
Air Force	1958	0	0	1	Iowa Teachers	1898	10	1	0	St. Louis	1905	2	1	0
Arkansas	1925	1	0	0	Iowa Wesleyan	1898	1	0	0	Simpson	1898	4	0	0
Arizona	1966	3	5	0	Kansas	1891	4	6	0	South Dakota	1917	8	0	0
Augustana	1894	2	0	0	Kansas State	1951	3	0	0	S.E. Oklahoma	1924	1	0	0
Berg AAF	1945	1	0	0	Knox	1892	6	0	0	Southern Cal	1925	2	6	0
Boston U.	1948	1	0	0	Lawrence	1924	1	0	0	Syracuse	1975	1	1	0
Bradley Tech.	1930	5	0	0	Luther	1893	1	0	0	Temple	1936	1	0	0
Butler	1924	1	0	0	Marquette	1930	1	1	0	Tennessee	1982	1	0	0
California	1958	3	0	0	Miami (Fla.)	1950	0	2	0	Texas A&M	1931	0	1	0
Camp Dodge	1918	0	0	1	Michigan	1900	5	26	3	TCU	1958	2	1	0
Camp Grant	1942	1	0	0	Michigan State	1953	9	10	1	UCLA	1938	3	5	0
Carleton	1936	1	0	0	Minnesota	1891	23	51	2	Upper Iowa	1898	2	0	0
Carroll	1926	2	0	0	Missouri	1892	5	7	0	Utah	1978	0	1	0
Centenary	1930	0	1	0	Monmouth	1905	4	0	0	Utah State	1957	1	0	0
Chicago	1894	3	9	2	Montana	1954	1	0	0	Wabash	1925	2	0	0
Coe	1892	9	0	0	Morningside	1908	4	0	0	Washington	1937	2	2	0
Colgate	1935	1	1	0	Nebraska	1891	12	24	3	Wash. State	1953	3	1	1
Colo. Teachers	1926	1	0	0	N.C. State	1965	0	1	0	Wash. (Mo.)	1902	4	0	0
Cornell	1891	13	1	0	North Dakota	1926	1	0	0	Wilton	1896	2	0	0
Denver	1927	1	0	0	N.D. State	1946	2	0	0	Wisconsin	1894	25	34	1
Denver A.C.	1893	0	1	0	Northwestern	1897	29	14	3	Wyoming	1953	1	0	0
Des Moines	1905	1	0	0	Noire Dame	1921	8	13	3	Yale	1922	1	0	0
D.M. YMCA	1896	1	0	0	Ohio State	1922	10	29	2					
Detroit	1930	1	0	0	Oklahoma	1979	0	1	0					
Doane	1895	0	1	0	Oklahoma State	1923	1	1	0					
Drake	1896	11	3	0	Oregon	1949	1	0	0					
Geo. Wash.	1931	1	1	0	Oregon State	1956	7	5	0					
Great Lakes	1917	0	4	0	P & S	1897	0	1	0					
Grinnell	1889	11	5	1	Parsons	1895	1	0	0					
Hawaii	1956	1	0	0	Penn College	1895	2	0	0					
Idaho	1964	1	0	0	Penn State	1930	2	5	0					
Illinois	1899	16	29	2	Pittsburgh	1931	1	2	0					
Indiana	1912	27	19	4	Purdue	1910	17	40	2					
Iowa Preflight	1943	0	2	0	Ripon	1928	1	0	0					
Iowa State	1894	18	12	0	Rush	1898	1	1	0					

## Television Appearances

Televized games bring out the best in Iowa football teams. The Hawkeyes have a record of 23-8-1 on TV, and during one stretch (1955 to 1970) went ten

games without defeat. In national appearances the record is 10-3-1, in regional appearances, 13-5.

Oct. 24, 1953, Iowa City (N)  
Iowa 18, Indiana 13  
Sept. 25, 1954, Iowa City (N)  
Iowa 14, Michigan State 10  
Oct. 29, 1955, Ann Arbor (N)  
Michigan 33, Iowa 21  
Nov. 5, 1955, Iowa City (R)  
Iowa 26, Minnesota 0  
Sept. 29, 1956, Bloomington (R)  
Iowa 27, Indiana 0  
Nov. 10, 1956, Minneapolis (N)  
Iowa 7, Minnesota 0  
Jan. 1, 1957, Rose Bowl (N)  
Iowa 35, Oregon State 19  
Nov. 2, 1957, Ann Arbor (N)  
Iowa 21, Michigan 21  
Nov. 23, 1957, South Bend (R)  
Iowa 21, Notre Dame 13  
Oct. 18, 1958, Madison (R)  
Iowa 20, Wisconsin 9  
Nov. 22, 1958, Iowa City (N)  
Iowa 31, Notre Dame 21  
Jan. 1, 1959, Rose Bowl (N)  
Iowa 38, California 12

Oct. 10, 1959, Iowa City (R)  
Iowa 37, Michigan State 8  
Oct. 24, 1959, Lafayette (N)  
Purdue 14, Iowa 7  
Oct. 15, 1960, Iowa City (R)  
Iowa 28, Wisconsin 21  
Nov. 12, 1960, Iowa City (N)  
Iowa 35, Ohio State 12  
Oct. 7, 1961, Los Angeles (N)  
Iowa 35, Southern Cal. 34  
Nov. 11, 1961, Iowa City (R)  
Minnesota 16, Iowa 9  
Oct. 3, 1964, Iowa City (R)  
Iowa 28, Washington 18  
Sept. 25, 1965, Portland (N)  
Iowa 27, Oregon State 7  
Nov. 6, 1965, Iowa City (R)  
Michigan State 35, Iowa 0  
Oct. 25, 1969, Iowa City (R)  
Iowa 19, Michigan State 18  
Nov. 8, 1969, Bloomington (R)  
Iowa 28, Indiana 17  
Sept. 25, 1971, Iowa City (R)  
Penn State 44, Iowa 14

Sept. 17, 1977, Iowa City (R)  
Iowa 12, Iowa State 10  
Oct. 28, 1978, Iowa City (R)  
Purdue 34, Iowa 7  
Oct. 24, 1981, Iowa City (R)  
Minnesota 12, Iowa 10  
Nov. 14, 1981, Madison (R)  
Iowa 17, Wisconsin 7  
Jan. 1, 1982, Rose Bowl (N)  
Washington 28, Iowa 0  
Oct. 9, 1982, Bloomington (R)  
Iowa 24, Indiana 20  
Oct. 30, 1982, Illinois (R)  
Iowa 14, Illinois 13  
Dec. 31, 1982, Peach Bowl (N)  
Iowa 28, Tennessee 22  
N—national, R—regional

## Five-Year Coaches

Since Iowa started playing football in 1889, ten men have coached the Hawkeyes five or more seasons. They are listed here by winning percentage.

NAME	SEASONS	W	L	T	PCT
Alden Knipe	5 (1898-1902)	29	11	4	.725
Howard Jones	8 (1916-23)	42	17	1	.712
Forest Evashevski	9 (1952-60)	52	27	4	.658
Jess Hawley	6 (1910-15)	24	18	0	.571
Burt Ingwersen	8 (1924-31)	33	27	4	.550
Eddie Anderson	8 (1939-42, 46-49)	35	33	2	.515
Ossie Solem	5 (1932-36)	15	21	4	.417
Jerry Burns	5 (1961-65)	16	27	2	.372
Ray Nagel	5 (1966-70)	16	32	2	.333
Bob Cummings	5 (1974-78)	16	37	0	.327

## Iowa in the Top Ten

Since the wire services began running polls 35 years ago, Iowa has ranked among the nation's top ten a half-dozen times. Additionally, the Hawkeyes were named national champions by the Football Writers Association in 1958. Here is the way Iowa has been ranked by the Associated Press and United Press International:

1939—No. 9 by both wire services.  
1953—No. 9 by both wire services.  
1956—No. 3 by both wire services.  
1957—No. 5 by UPI, No. 6 by AP.  
1958—No. 2 by both wire services.  
1960—No. 2 by UPI, No. 3 by AP.



# Scores by Years

\*at Iowa City

1889 (0-1-0) L 0-24

1890 (1-1-0) L 6-11

Iowa Wesleyan W 91-0

1891 (3-2-0) W 64-6

Minnesota L 4-42

Grinnell L 4-6

Nebraska W 22-0

Kansas W 18-14

1892 (3-2-1) W 44-0

Coe W 48-0

Kansas L 4-24

Missouri L 0-22

Nebraska T 10-10

Grinnell W 18-12

1893 (3-4-0) W 56-0

Denver A.C. L 0-58

Luther W 32-0

Kansas L 24-35

Grinnell L 14-36

Missouri W 34-12

Nebraska L 18-20

1894 (4-4-1) L 8-16

Iowa State L 60-0

Cornell W 34-0

Augustana T 18-18

Chicago L 0-44

Wisconsin W 14-12

Grinnell W 6-0

Missouri L 6-32

Nebraska L 0-36

1895 (2-5-0) L 0-10

Doane W 28-0

Parsons L 0-24

Iowa State L 0-54

Kansas L 0-34

Missouri L 0-6

Nebraska W 14-12

1896 (7-1-1) W 32-0

Chicago L 0-6

Kansas W 6-0

Wilton W 27-0

Missouri W 12-0

Grinnell W 15-6

DM (YMCA) W 34-0

Nebraska T 0-0

Nebraska W 6-0

1897 (4-4-0) W 22-4

Northwestern W 12-6

P. and S. L 0-14

Kansas L 0-56

Iowa State L 0-6

Drake W 16-0

Grinnell W 16-12

Nebraska L 0-6

1898 (3-4-2) T 0-0

Knox L 0-36

Chicago L 5-18

Drake L 5-18

Upper Iowa W 23-5

Rush L 11-15

Iowa Teachers L 5-11

Grinnell T 5-5

Simpson W 12-0

Nebraska W 6-5

1899 (8-0-1) W 22-0

Chicago T 5-5

Penn W 35-0

Rush W 17-0

Iowa State W 5-0

Nebraska W 30-0

Grinnell W 16-0

Knox W 33-0

Illinois W 58-0

1900 (7-0-1) W 57-0

Upper Iowa W 68-0

Iowa Teachers W 47-0

Simpson W 26-0

Drake W 26-0

Chicago W 17-0

Michigan W 28-5

Grinnell W 63-2

Northwestern T 5-5

1901 (6-3-0) W 16-0

Iowa Teachers W 6-5

Drake W 12-0

Iowa State L 0-16

Minnesota W 11-0

Coe W 23-6

Knox L 0-27

Illinois W 17-11

Grinnell L 0-50

1902 (5-4-0) W 26-5

Iowa Teachers W 12-0

Drake W 10-0

Simpson L 0-34

Minnesota W 12-6

Iowa State L 0-107

Michigan W 61-0

Wash. Mo. L 0-6

Missouri L 0-80

1903 (9-2-0) W 6-0

Cornell W 16-0

Coe W 29-0

Iowa Teachers W 22-6

Drake L 0-75

Minnesota W 17-0

Grinnell L 6-17

Nebraska W 35-2

Simpson W 16-0

Missouri W 12-0

Illinois W 12-2

Wash. Mo. W 17-0

1904 (7-4-0) W 33-2

Coe W 88-0

Augustana W 17-0

Grinnell L 0-39

Chicago W 11-5

Iowa Teachers W 10-6

Nebraska L 12-17

Grinnell W 69-0

Illinois L 0-29

Minnesota L 0-11

1905 (8-2-0) W 27-0

Coe W 40-0

Monmouth L 0-42

Chicago L 0-39

Minnesota W 41-5

Iowa Teachers W 46-0

Grinnell W 46-0

Des Moines W 72-0

Drake W 44-0

Iowa State W 8-0

St. Louis W 31-0

1906 (2-3-0) W 24-4

Missouri L 4-18

Wisconsin W 15-12

Coe L 0-2

Iowa State L 0-39

1907 (3-2-0) W 21-6

Missouri W 25-4

Drake L 5-6

Wisconsin W 25-12

Illinois L 14-20

Iowa State W 92-0

Coe L 5-10

Missouri W 16-0

Morningside L 8-11

Nebraska L 0-22

Illinois L 6-12

Drake L 5-10

1908 (2-5-0) W 92-0

Coe L 5-10

Missouri W 16-0

Morningside L 8-11

Nebraska L 0-22

Illinois L 6-12

Drake L 5-10

1909 (2-4-1) L 0-41

Missouri W 3-0

Cornell T 6-6

Nebraska L 12-13

Missouri L 14-17

Drake W 16-0

Iowa State L 7-20

Kansas W 12-0

1910 (5-2-0) W 12-0

Morningside L 5-10

Northwestern L 0-5

Missouri W 16-0

Purdue W 20-0

Iowa State W 21-0

Drake W 38-0

Wash. Mo. W 11-5

1911 (3-4-0) W 11-5

Morningside L 0-3

Cornell L 6-24

Minnesota L 0-12

Wisconsin W 11-0

Purdue L 0-9

Iowa State W 6-0

Northwestern W 12-0

1912 (4-3-0) W 35-7

Iowa Teachers W 31-0

Cornell L 14-34

Chicago L 7-56

Minnesota W 13-6

Indiana W 20-7

Iowa State L 10-28

Wisconsin W 45-3

1913 (5-2-0) W 76-0

Cornell L 6-23

Chicago W 78-6

Northwestern W 60-0

Indiana W 45-7

Iowa State L 0-12

Nebraska W 95-0

1914 (4-3-0) W 49-0

Cornell L 0-7

Chicago L 0-7

Minnesota W 27-0

Northwestern W 26-6

Iowa State L 7-16

Nebraska W 31-0

1915 (3-4-0) W 33-0

Cornell W 17-6

Morningside W 9-6

Northwestern L 13-51

Minnesota L 13-19

Iowa State L 0-16

Nebraska L 7-51

1916 (4-3-0) W 31-6

Cornell W 17-7

Purdue W 24-6

Minnesota L 0-67

Northwestern L 13-20

Iowa State W 19-16

Nebraska L 17-34

1917 (3-5-0) W 22-13

Cornell L 0-47

Nebraska L 0-10

Grinnell L 0-20

Wisconsin L 14-23

Great Lakes W 35-0

South Dakota L 14-25

Northwestern W 6-3

Iowa State L 0-10

1918 (6-2-1) L 0-10

Great Lakes W 12-0

Nebraska W 27-0

Coe W 34-0

Cornell L 0-19

Illinois W 6-0

Minnesota W 21-0

Iowa State W 23-7

Northwestern T 0-0

Camp Dodge W 18-0

1919 (5-2-0) L 7-9

Nebraska W 9-6

Illinois W 26-13

South Dakota W 14-7

Northwestern L 6-9

Chicago W 10-0

Iowa State W 14-7

1920 (5-2-0) W 63-0

Cornell L 3-20

Illinois L 0-10

Chicago W 20-0

Northwestern W 28-7

Minnesota W 14-10

Iowa State W 52-14

1921 (7-0-0) W 10-7

Knox W 14-2

Notre Dame W 13-6

Illinois W 41-7

Purdue W 41-0

Minnesota W 14-0

Indiana W 61-0

1922 (7-0-0) W 6-0

Knox W 8-7

Yale W 56-0

Purdue W 28-14

Illinois W 12-9

Minnesota W 37-3

Michigan	L	3-9
Minnesota	L	7-20
Northwestern	W	17-14

## 1924 (6-1-1)

SE Okla.	W	43-0
Ohio State	T	0-0
Lawrence	W	13-5
Minnesota	W	13-0
Illinois	L	0-36
Butler	W	7-0
Wisconsin	W	21-7
Michigan	W	9-2

## 1925 (5-3-0)

Arkansas	W	25-0
St. Louis	W	41-0
Illinois	W	12-10
Ohio State	W	15-15
Wabash	W	28-7
Wisconsin	L	0-6
Minnesota	L	0-33
Southern Cal.	L	0-18

## 1926 (3-5-0)

Colo. Teachers	W	24-0
North Dakota	W	40-7
Illinois	L	6-13
Ohio State	L	6-23
Carroll	W	21-0
Minnesota	L	0-41
Wisconsin	L	10-20
Northwestern	L	6-13

## 1927 (4-4-0)

Monmouth	W	32-6
Ohio State	L	6-13
Wabash	W	38-0
Minnesota	L	0-38
Denver	W	15-0
Illinois	L	0-14
Wisconsin	W	16-0
Northwestern	L	0-12

## 1928 (6-2-0)

Monmouth	W	26-0
Chicago	W	13-0
Ripon	W	61-6
Minnesota	W	7-6
South Dakota	W	19-0
Ohio State	W	14-7
Wisconsin	L	0-13
Michigan	L	7-10

## 1929 (4-2-2)

Carroll	W	46-0
Monmouth	W	46-0
Ohio State	L	6-7
Illinois	T	7-7
Wisconsin	W	14-0
Minnesota	W	9-7
Purdue	L	0-7
Michigan	T	0-0

## 1930 (4-4-0)

Bradley Tech	W	38-12
Okla. A&M	L	0-6
Centenary	L	12-19
Purdue	L	0-20
Detroit	W	7-3
Marquette	L	0-7
Penn State	W	19-0
Nebraska	W	12-7

## 1931 (1-6-1)

Pittsburgh	L	0-20
Texas A&M	L	0-29
Indiana	T	0-0
Minnesota	L	0-34
G. Washington	W	7-0
Nebraska	L	0-7

Purdue	L	0-22
Northwestern	L	0-19

## 1932 (1-7-0)

Bradley Tech	W	31-7
Wisconsin	L	0-34
Indiana	L	0-12
Minnesota	L	6-21
G. Washington	L	6-21
Nebraska	L	13-14
Purdue	L	0-18
Northwestern	L	6-44

## 1933 (5-3-0)

Northwestern	W	7-0
Bradley Tech	W	38-0
Wisconsin	W	26-7
Minnesota	L	7-19
Iowa State	W	27-7
Michigan	L	6-10
Purdue	W	14-6
Nebraska	L	6-7

## 1934 (2-5-1)

South Dakota	W	34-0
Northwestern	W	20-7
Nebraska	L	13-14
Iowa State	L	6-31
Minnesota	L	12-48
Indiana	T	0-0
Purdue	L	6-13
Ohio State	L	7-40

## 1935 (4-2-2)

Bradley Tech	W	26-0
South Dakota	W	47-2
Colgate	W	12-6
Illinois	W	19-0
Indiana	T	6-6
Minnesota	L	6-13
Purdue	L	6-12
Northwestern	T	0-0

## 1936 (3-4-1)

Carleton	W	14-0
Northwestern	L	7-18
South Dakota	W	33-7
Illinois	T	0-0
Indiana	L	6-13
Minnesota	L	0-52
Purdue	L	0-13
Temple	W	25-0

## 1937 (1-7-0)

Washington	L	0-14
Bradley Tech	W	14-7
Wisconsin	L	6-13
Michigan	L	6-7
Purdue	L	0-13
Minnesota	L	10-35
Indiana	L	0-3
Nebraska	L	0-28

## 1938 (1-6-1)

UCLA	L	3-27
Wisconsin	L	13-31
Chicago	W	27-14
Colgate	L	0-14
Purdue	T	0-0
Minnesota	L	0-28
Indiana	L	3-7
Nebraska	L	0-14

## 1939 (6-1-1)

South Dakota	W	41-0
Indiana	W	32-29
Michigan	L	7-27
Wisconsin	W	19-13
Purdue	W	4-0
Notre Dame	W	7-6
Minnesota	W	13-9
Northwestern	T	7-7

## 1940 (4-4-0)

South Dakota	W	46-0
Wisconsin	W	30-12
Indiana	L	6-10
Minnesota	L	6-34
Purdue	L	6-21
Nebraska	L	6-14
Notre Dame	W	7-0
Illinois	W	18-7

## 1941 (3-5-0)

Drake	W	25-8
Michigan	L	0-6
Wisconsin	L	0-23
Purdue	L	6-7
Indiana	W	13-7
Illinois	W	21-0
Minnesota	L	13-34
Nebraska	L	13-14

## 1942 (6-4-0)

Wash. Mo.	W	26-7
Nebraska	W	27-0
Great Lakes	L	0-25
Camp Grant	W	33-16
Illinois	L	7-12
Indiana	W	14-13
Purdue	W	13-7
Wisconsin	W	6-0
Minnesota	L	7-27
Michigan	L	14-28

## 1943 (1-6-1)

Great Lakes	L	7-21
Wisconsin	L	5-7
Iowa Preflight	L	0-25
Indiana	T	7-7
Purdue	L	7-28
Illinois	L	10-19
Minnesota	L	14-33
Nebraska	W	33-13

## 1944 (1-7-0)

Ohio State	L	0-34
Illinois	L	6-40
Purdue	L	7-26
Indiana	L	0-32
Nebraska	W	27-6
Wisconsin	L	7-26
Minnesota	L	0-46
Iowa Preflight	L	6-30

## 1945 (2-7-0)

Berg AAF	W	14-13
Ohio State	L	0-42
Purdue	L	0-40
Indiana	L	20-52
Notre Dame	L	0-56
Wisconsin	L	7-27
Illinois	L	7-48
Minnesota	W	20-19
Nebraska	L	6-13

## 1946 (5-4-0)

N. Dakota St.	W	39-0
Purdue	W	16-0
Michigan	L	7-14
Nebraska	W	21-7
Indiana	W	13-0
Notre Dame	L	6-41
Illinois	L	0-7
Wisconsin	W	21-7
Minnesota	L	6-16

## 1947 (3-5-1)

N. Dakota St.	W	59-0
UCLA	L	7-22
Illinois	L	12-35
Indiana	W	27-14
Ohio State	T	13-13
Notre Dame	L	0-21

Purdue	L	0-21
Wisconsin	L	14-46
Minnesota	W	13-7

## 1948 (4-5-0)

Marquette	W	14-12
Indiana	L	0-7
Ohio State	W	14-7
Purdue	L	13-20
Notre Dame	L	12-27
Wisconsin	W	19-13
Illinois	L	0-14
Minnesota	L	21-28
Boston U.	W	34-14

## 1949 (4-5-0)

UCLA	L	25-41
Purdue	W	21-7
Illinois	L	14-20
Indiana	W	35-9
Northwestern	W	28-21
Oregon	W	34-31
Minnesota	L	7-55
Wisconsin	L	13-35
Notre Dame	L	7-28

## 1950 (3-5-1)

Southern Cal.	W	20-14
Indiana	L	7-20
Wisconsin	L	0-14
Purdue	W	33-21
Ohio State	L	21-83
Minnesota	W	13-0
Illinois	L	7-21
Notre Dame	T	14-14
Miami (Fla.)	L	6-14

## 1951 (2-5-2)

Kansas State	W	16-0
Purdue	L	30-34
Pittsburgh	W	34-17
Michigan	L	0-21
Ohio State	L	21-47
Minnesota	T	20-20
Illinois	L	13-40
Wisconsin	L	7-34
Notre Dame	T	20-20

## 1952 (2-7-0)

Pittsburgh	L	14-26
Indiana	L	13-20
Purdue	L	14-41
Wisconsin	L	13-42
Ohio State	W	8-0
Minnesota	L	7-17
Illinois	L	13-33
Northwestern	W	39-14
Notre Dame	L	0-27

## 1953 (3-5-1)

Mich. State	L	7-21
Wash. State	W	54-12
Michigan	L	13-14
Wyoming	W	21-7
Indiana	W	19-13
Wisconsin	L	6-10
Purdue	W	26-0
Minnesota	W	27-0
Notre Dame	T	14-14

## 1954 (5-4-0)

Mich. State	W	14-10
Montana	W	48-6
Michigan	L	13-14
Ohio State	L	14-20
Indiana	W	27-14
Wisconsin	W	13-7
Purdue	W	25-14
Minnesota	L	20-22
Notre Dame	L	18-34



1955 (3-5-1)	
Kansas State*	W 28-7
Wisconsin	L 14-37
Indiana*	W 20-6
Purdue*	T 20-20
UCLA	L 13-33
Michigan	L 21-33
Minnesota*	W 26-0
Ohio State	L 10-20
Notre Dame	L 14-17

1956 (9-1-0)	
Indiana	W 27-0
Oregon State*	W 14-13
Wisconsin*	W 13-7
Hawaii*	W 34-0
Purdue	W 21-20
Michigan*	L 14-17
Minnesota	W 7-0
Ohio State*	W 6-0
Notre Dame*	W 48-8
#Oregon State	W 35-19
#Rose Bowl	

1957 (7-1-1)	
Utah State*	W 70-14
Wash. State*	W 20-13
Indiana	W 47-7
Wisconsin*	W 21-7
Northwestern	W 6-0
Michigan	T 21-21
Minnesota*	W 44-20
Ohio State	L 13-17
Notre Dame	W 21-13

1958 (8-1-1)	
TCU*	W 17-0
Air Force*	T 13-13
Indiana*	W 34-13
Wisconsin	W 20-9
Northwestern*	W 26-20
Michigan	W 37-14
Minnesota	W 28-6
Ohio State*	L 28-38
Notre Dame*	W 31-21
#California	W 38-12
#Rose Bowl	

1959 (5-4-0)	
California	W 42-12
Northwestern*	L 10-14
Mich. State*	W 37-8
Wisconsin	L 16-25
Purdue	L 7-14
Kansas State*	W 53-0
Minnesota*	W 33-0
Ohio State	W 16-7
Notre Dame*	L 19-20

1960 (8-1-0)	
Oregon State*	W 22-12
Northwestern	W 42-0
Mich. State	W 27-15
Wisconsin*	W 28-21
Purdue*	W 21-14
Kansas*	W 21-7
Minnesota	L 10-27
Ohio State*	W 35-12
Notre Dame	W 28-0

1961 (5-4-0)	
California*	W 28-7
Southern Cal.	W 35-34
Indiana*	W 27-8
Wisconsin*	W 47-15
Purdue	L 0-9
Ohio State	L 13-29
Minnesota*	L 9-16
Michigan	L 14-23
Notre Dame*	W 42-21

1962 (4-5-0)	
Oregon State*	W 28-8
Southern Cal.*	L 0-7
Indiana	W 14-10
Wisconsin	L 14-42
Purdue*	L 3-26
Ohio State*	W 28-14
Minnesota	L 0-10
Michigan*	W 28-14
Notre Dame	L 12-35

1963 (3-3-2)	
Wash. State*	T 14-14
Washington	W 17-7
Indiana*	W 37-26
Wisconsin*	L 7-10
Purdue	L 0-14
Ohio State	L 3-7
Minnesota*	W 27-13
Michigan	T 21-21
Notre Dame	canceled

1964 (3-6-0)	
Idaho*	W 34-24
Washington*	W 28-18
Indiana	W 21-20
Wisconsin	L 21-31
Purdue*	L 14-19
Ohio State*	L 19-21
Minnesota	L 13-14
Michigan*	L 20-34
Notre Dame	L 0-28

1965 (1-9-0)	
Wash. State*	L 0-7
Oregon State	W 27-7
Wisconsin	L 13-16
Purdue*	L 14-17
Minnesota*	L 3-14
Northwestern	L 0-9
Indiana	L 17-21
Mich. State*	L 0-35
Ohio State	L 0-38
N.C. State*	L 20-28

1966 (2-8-0)	
Arizona*	W 31-20
Oregon State*	L 3-17
Wisconsin*	L 0-7
Purdue	L 0-35
Minnesota	L 0-17
Northwestern*	L 15-24
Indiana*	W 20-19
Mich. State	L 7-56
Ohio State*	L 10-14
Miami (Fla.)	L 0-44

1967 (1-8-1)	
TCU*	W 24-9
Oregon State*	L 18-38
Notre Dame	L 6-56
Indiana	L 17-21
Wisconsin	T 21-21
Purdue*	L 22-41
Minnesota*	L 0-10
Northwestern	L 24-39
Ohio State	L 10-21
Illinois*	L 19-21

1968 (5-5-0)	
Oregon State*	W 21-20
TCU	L 17-28
Notre Dame*	L 28-51
Indiana*	L 34-38
Wisconsin*	W 41-0
Purdue	L 14-44
Minnesota	W 35-28
Northwestern*	W 68-34
Ohio State*	L 27-33
Illinois	W 37-13

1969 (5-5-0)	
Oregon State*	L 14-42
Wash. State*	W 61-35
Arizona*	W 31-19
Wisconsin	L 17-23
Purdue	L 31-35
Mich. State*	W 19-18
Minnesota*	L 8-35
Indiana	W 28-17
Michigan*	L 6-51
Illinois	W 40-0

1970 (3-6-1)	
Oregon State	L 14-21
Southern Cal.*	L 0-48
Arizona	L 10-17
Wisconsin*	W 24-14
Purdue*	L 3-24
Mich. State	L 0-37
Minnesota	T 14-14
Indiana*	W 42-13
Michigan	L 0-55
Illinois*	W 22-16

1971 (1-10-0)	
Ohio State	L 21-52
Oregon State	L 19-33
Penn State*	L 14-44
Purdue	L 13-45
Northwestern*	L 3-28
Minnesota*	L 14-19
Mich. State	L 3-34
Wisconsin*	W 20-16
Michigan	L 7-63
Indiana*	L 7-14
Illinois	L 0-31

1972 (3-7-1)	
Ohio State	L 0-21
Oregon State*	W 19-11
Penn State	L 10-14
Purdue*	L 0-24
Northwestern	W 23-12
Minnesota	L 14-43
Mich. State*	T 6-6
Wisconsin	L 14-16
Michigan*	L 0-31
Indiana	L 8-16
Illinois*	W 15-14

1973 (0-11-0)	
Michigan*	L 7-31
UCLA	L 18-55
Penn State	L 8-27
Arizona*	L 20-23
Northwestern	L 15-31
Minnesota*	L 23-31
Illinois	L 0-50
Purdue*	L 23-48
Wisconsin	L 7-35
Ohio State	L 13-55
Mich. State*	L 6-15

1974 (3-8-0)	
Michigan	L 7-24
UCLA*	W 21-10
Penn State*	L 0-27
Southern Cal.	L 3-41
Northwestern*	W 35-10
Minnesota	L 17-23
Illinois*	W 14-12
Purdue	L 14-38
Ohio State*	L 15-28
Mich. State	L 10-35
Mich. State*	L 21-60

1975 (3-8-0)	
Illinois*	L 12-27
Syracuse	L 7-10
Penn State*	L 10-30
Southern Cal.*	L 16-27
Ohio State	L 0-49
Indiana	W 20-10
Minnesota*	L 7-31
Northwestern	W 24-21
Wisconsin*	W 45-28
Purdue	L 18-19
Mich. State*	L 23-27

1976 (5-6-0)	
Illinois	L 6-24
Syracuse*	W 41-3
Penn State	W 7-6
Southern Cal.	L 0-55
Ohio State*	L 14-34
Indiana*	L 7-14
Minnesota	W 22-12
Northwestern*	W 13-10
Wisconsin	L 21-38
Purdue*	L 0-21
Mich. State	W 30-17

1977 (5-6-0)	
Northwestern*	W 24-0
Iowa State*	W 12-10
Arizona*	L 7-41
UCLA*	W 16-34
Minnesota*	W 16-6
Ohio State*	L 6-27
Purdue	L 21-34
Michigan	L 6-23
Indiana*	L 21-24
Wisconsin	W 24-8
Mich. State*	L 16-22

#awarded forfeit by NCAA

1978 (2-9-0)	
Northwestern*	
Iowa State*	
Arizona	
Utah*	
Minnesota	
Ohio State	
Purdue*	
Michigan*	
Indiana	
Wisconsin*	
Mich. State	

1979 (5-6-0)	
Indiana*	
Oklahoma	
Nebraska*	
Iowa State*	
Illinois	
Northwestern	
Minnesota*	
Wisconsin	
Purdue*	
Ohio State	
Mich. State*	

1980 (4-7-0)	
Indiana	
Nebraska	
Iowa State*	
Arizona*	
Illinois*	
Northwestern*	
Minnesota	
Wisconsin*	
Purdue	
Ohio State*	
Mich. State	

1981 (4-4-1)	
Nebraska*	
Iowa State	
UCLA*	
Northwestern	
Indiana*	
Michigan	
Minnesota*	
Illinois	
Purdue*	
Wisconsin	
Mich. State*	
Washington*	

1982 (6-4-1)	
Nebraska	
Iowa State*	
Arizona	
Northwestern*	
Indiana	
Michigan*	
Minnesota	
Wisconsin	
Mich. State*	
Washington*	

1983 (5-6-1)	
Nebraska	
Iowa State*	
Arizona	
Northwestern*	
Indiana	
Michigan*	
Minnesota	
Illinois*	
Purdue	
Wisconsin*	
Mich. State	
Tennessee*	
#Peach Bowl	



## Record by Years

Year	Coach	W-L-T	Big Ten Pts.	Opp. Opp.	Off. Avg.	Def. Avg.	Rank	All Games W-L-T	Pts.	Opp. Opp.	Off. Avg.	Def. Avg.
1889	None							0-1-0	0	24	0.0	24.0
1890	None							1-1-0	97	14	48.5	7.0
1891	None							3-2-0	112	68	22.4	13.6
1892	E. A. Dalton							3-2-1	124	68	20.7	11.3
1893	Benjamin Donnelly							3-4-0	178	161	25.4	23.0
1894	Roger Sherman							4-4-1	146	158	16.2	17.6
1895	None							2-5-0	42	140	6.0	20.0
1896	A. E. Bull							7-1-1	132	12	14.7	1.5
1897	Otto Wagonhurst							4-4-0	66	104	8.3	13.0
1898	Alden Knipe							3-4-2	67	95	7.4	10.6
1899	Alden Knipe							8-0-1	221	5	24.6	0.6
1900	Alden Knipe	2-0-1	50	10	16.7	3.4	T1	7-0-1	311	12	38.9	1.5
1901	Alden Knipe	0-3-0	0	93	0.0	31.0	T7	6-3-0	85	115	9.4	12.8
1902	Alden Knipe	0-3-0	0	221	0.0	73.7	T7	5-4-0	121	238	13.4	26.4
1903	John Chalmers	1-1-0	12	75	6.0	37.7	5	9-2-0	171	102	15.5	9.3
1904	John Chalmers	0-3-0	0	79	0.0	26.3	T7	7-4-0	257	109	23.4	9.9
1905	John Chalmers	0-2-0	0	81	0.0	40.5	T7	8-2-0	309	86	30.9	8.6
1906	Mark Catlin	0-1-0	4	18	4.0	18.0	T6	2-3-0	43	75	8.6	15.0
1907	Mark Catlin	1-1-0	30	18	15.0	9.0	4	3-2-0	90	48	18.0	9.6
1908	Mark Catlin	0-1-0	0	22	0.0	22.0	T6	2-5-0	132	65	18.9	9.3
1909	John Griffith	0-1-0	0	41	0.0	41.0	T7	2-4-1	58	97	8.3	13.9
1910	Jess Hawley	1-1-0	21	10	10.5	5.0	4	5-2-0	94	15	13.4	2.1
1911	Jess Hawley	2-2-0	23	36	5.8	9.0	T4	3-4-0	34	53	4.9	7.6
1912	Jess Hawley	1-3-0	44	124	11.0	31.0	T6	4-3-0	130	138	18.6	19.7
1913	Jess Hawley	2-1-0	144	29	48.0	9.7	T2	5-2-0	310	51	44.3	7.3
1914	Jess Hawley	1-2-0	27	14	9.0	4.7	7	4-3-0	205	36	29.3	5.1
1915	Jess Hawley	1-2-0	35	76	11.7	25.3	7	3-4-0	92	149	13.1	21.3
1916	Howard Jones	0-2-0	37	93	18.5	46.5	T8	4-3-0	121	156	17.3	22.3
1917	Howard Jones	0-2-0	14	45	7.0	22.5	T8	3-5-0	91	141	11.4	17.6
1918	Howard Jones	2-1-0	29	26	9.7	8.7	T4	6-2-1	123	36	13.7	4.0
1919	Howard Jones	2-2-0	36	31	9.0	7.8	6	5-2-0	90	44	12.9	6.3
1920	Howard Jones	3-2-0	65	44	13.0	8.8	5	5-2-0	142	54	20.3	7.7
1921	Howard Jones	5-0-0	123	15	24.6	3.0	1	7-0-0	185	36	26.4	5.1
1922	Howard Jones	5-0-0	141	33	28.2	6.6	T1	7-0-0	212	33	30.3	4.7
1923	Howard Jones	3-3-0	60	52	10.0	8.7	T5	5-3-0	124	55	15.5	6.9
1924	Burton Ingwersen	3-1-1	43	45	8.6	9.0	T2	6-1-1	106	50	13.3	6.3
1925	Burton Ingwersen	2-2-0	27	49	6.8	12.3	T4	5-3-0	122	74	15.3	9.3
1926	Burton Ingwersen	0-5-0	28	110	5.6	22.0	T8	3-5-0	113	117	14.1	14.6
1927	Burton Ingwersen	1-4-0	22	77	4.4	15.4	T9	4-4-0	107	83	13.4	10.4
1928	Burton Ingwersen	3-2-0	41	36	8.2	7.2	T4	6-2-0	147	42	18.4	5.3
1929	Burton Ingwersen	2-2-2	36	28	6.0	4.7	T5	4-2-2	128	28	16.0	3.5
1930	Burton Ingwersen	0-1-0	0	20	0.0	20.0	T9	4-4-0	88	74	11.0	9.3
1931	Burton Ingwersen	0-3-1	0	75	0.0	18.8	T9	1-6-1	7	131	0.9	16.4
1932	O. M. Solem	0-5-0	12	129	2.4	25.8	10	1-7-0	62	171	7.8	21.4
1933	O. M. Solem	3-2-0	60	42	12.0	8.4	T5	5-3-0	131	56	16.4	7.0
1934	O. M. Solem	1-3-1	45	108	9.0	21.6	T8	2-5-1	98	153	12.3	19.1





Year	Coach	W-L-T	Big Ten		Opp.	Avg.	Def.	Rank	All Games		Opp.	Avg.	Def.
			Pts.	Pts.					W-L-T	Pts.			
1935	O. M. Solem	1-2-2	37	31	7.4	6.2	8	4-2-2	122	39	15.3	4.9	
1936	O. M. Solem	0-4-1	13	96	2.6	19.2	T8	3-4-1	85	103	10.6	12.9	
1937	Irl Tubbs	0-5-0	22	71	4.4	14.2	T9	1-7-0	36	120	4.5	15.0	
1938	Irl Tubbs	1-3-1	43	80	8.6	16.0	8	1-6-1	46	135	5.8	16.9	
1939	Edward Anderson	4-1-1	82	85	13.7	14.2	2	6-1-1	130	91	16.3	11.4	
1940	Edward Anderson	2-3-0	66	84	13.2	16.8	T6	4-4-0	125	98	15.6	12.3	
1941	Edward Anderson	2-4-0	53	77	8.8	12.8	6	3-5-0	91	99	11.4	12.4	
1942	Edward Anderson	3-3-0	61	87	10.2	14.9	T5	6-4-0	148	135	14.8	13.5	
1943	E. P. Madigan	0-4-1	43	94	8.6	18.8	9	1-6-1	83	153	10.4	19.1	
1944	E. P. Madigan	0-6-0	20	204	3.3	34.0	T8	1-7-0	53	240	6.7	30.0	
1945	Clem Crowe	1-5-0	54	228	9.0	38.0	T8	2-7-0	74	310	8.2	34.4	
1946	Edward Anderson	3-3-0	63	44	10.5	7.3	4	5-4-0	129	92	14.3	10.2	
1947	Edward Anderson	2-3-1	79	136	13.2	22.7	T6	3-5-1	145	179	16.1	19.9	
1948	Edward Anderson	2-4-0	67	89	11.2	14.8	T5	4-5-0	127	142	14.1	15.8	
1949	Edward Anderson	3-3-0	118	147	19.7	24.5	T5	4-5-0	184	247	20.4	27.4	
1950	L. Raffensperger	2-4-0	81	159	13.5	26.5	6	3-5-1	121	201	13.4	22.3	
1951	L. Raffensperger	0-5-1	91	196	15.2	32.7	9	2-5-2	161	233	17.9	25.9	
1952	Forest Evashevski	2-5-0	107	167	15.3	23.9	T6	2-7-0	121	220	13.4	24.4	
1953	Forest Evashevski	3-3-0	98	58	16.3	9.7	T5	5-3-1	187	91	20.8	10.1	
1954	Forest Evashevski	4-3-0	126	101	18.0	14.4	5	5-4-0	192	141	21.3	15.7	
1955	Forest Evashevski	2-3-1	111	116	18.5	19.3	7	3-5-1	166	173	18.4	19.2	
1956	Forest Evashevski	5-1-0	88	54	14.7	9.0	1	9-1-0	219	84	21.9	8.4	
1957	Forest Evashevski	4-1-1	152	72	29.3	12.0	3	7-1-1	263	112	29.2	12.4	
1958	Forest Evashevski	5-1-0	173	100	28.8	16.7	1	8-1-1	272	146	27.2	14.6	
1959	Forest Evashevski	3-3-0	119	68	17.8	11.9	6	5-4-0	233	100	25.9	11.1	
1960	Forest Evashevski	5-1-0	163	89	27.2	14.8	T1	8-1-0	234	108	26.0	12.0	
1961	Jerry Burns	2-4-0	110	100	18.3	16.6	T7	5-4-0	215	162	23.9	18.0	
1962	Jerry Burns	3-3-0	87	116	14.5	19.3	T5	4-5-0	127	166	14.1	18.4	
1963	Jerry Burns	2-3-1	95	91	15.8	15.2	8	3-3-2	126	112	15.8	14.0	
1964	Jerry Burns	1-5-0	108	139	18.0	23.2	T9	3-6-0	170	209	18.9	23.2	
1965	Jerry Burns	0-7-0	47	150	6.7	21.4	10	1-9-0	94	192	9.4	19.2	
1966	Ray Nagel	1-6-0	52	172	7.4	24.6	10	2-8-0	86	253	8.6	25.3	
1967	Ray Nagel	0-6-1	113	174	16.1	24.9	T9	1-8-1	161	277	16.1	27.7	
1968	Ray Nagel	4-3-0	256	190	36.6	27.1	T5	5-5-0	322	289	32.2	28.9	
1969	Ray Nagel	3-4-0	149	179	21.3	25.6	T5	5-5-0	255	275	25.5	27.5	
1970	Ray Nagel	3-3-1	105	173	15.0	24.7	4	3-6-1	129	259	12.9	25.9	
1971	Frank Lauterbur	1-8-0	88	302	9.8	33.6	10	1-10-0	121	379	11.0	34.5	
1972	Frank Lauterbur	2-6-1	80	183	8.9	20.4	T8	3-7-1	109	208	9.9	18.9	
1973	Frank Lauterbur	0-8-0	94	296	11.8	37.0	T9	0-11-0	140	401	12.7	36.5	
1974	Bob Commings	2-6-0	133	230	16.6	28.8	T7	3-8-0	157	308	14.3	28.0	
1975	Bob Commings	3-5-0	149	212	18.6	26.9	T7	3-8-0	182	279	16.5	25.4	
1976	Bob Commings	3-5-0	113	170	14.1	21.3	T7	5-6-0	161	234	14.6	21.3	
1977	Bob Commings	3-5-0	136	144	17.0	18.0	T6	5-6-0	171	229	15.5	20.8	
1978	Bob Commings	2-6-0	113	224	14.1	28.0	8	2-9-0	125	291	11.4	28.4	
1979	Hayden Fry	4-4-0	182	157	22.8	19.6	5	5-6-0	239	216	21.8	19.6	
1980	Hayden Fry	4-4-0	144	166	18.0	20.8	4	4-7-0	154	238	14.0	21.6	
1981	Hayden Fry	6-2-0	218	92	27.2	11.5	T1	8-4-0	260	157	21.6	13.0	
1982	Hayden Fry	6-2-0	170	133	21.3	16.6	3	8-4-0	229	230	19.1	19.2	

TOTALS

161-258-20

380-388-33



## Iowa Receiving Leaders

Year	Player	Receptions	Yards	TD
1943	Bill Barbour	10	179	1
1944	John Stewart	7	46	1
1945	Harold Loehlein	11	165	1
1946	Dick Hoerner	6	72	0
1947	Emlen Tunnell	12	262	4
1948	Bob McKenzie	22	382	0
1949	Bob McKenzie	22	313	5
1950	Bill Reichardt	11	95	0
1951	Fred Ruck	25	274	2
1952	Dan McBride	29	448	3
1953	Frank Gilliam	12	71	2
1954	Frank Gilliam	15	223	1
1955	Jim Gibbons	16	257	3
1956	Jim Gibbons	17	255	4
1957	Jim Gibbons	36	587	4
1958	Don Norton	25	374	4
1959	Don Norton	30	428	4
1960	Felton Rogers	8	96	0
1961	Cloyd Webb	25	425	4
1962	Paul Krause	16	214	1
1963	Cloyd Webb	24	424	4
1964	Karl Noonan	59	933	4
1965	Karl Noonan	43	545	0
1966	Al Bream	30	418	1
1967	Al Bream	55	703	5
1968	Ray Manning	35	426	5
1969	Kerry Reardon	43	738	*6
1970	Kerry Reardon	27	438	2
1971	Dave Triplett	28	426	3
1972	Brian Rollins	29	378	2
1973	Brian Rollins	33	408	1
1974	Bill Schultz	25	432	1
1975	Bill Schultz	8	238	2
1976	Tom Grine	12	195	0
1977	Mike Brady	26	357	2
1978	Jon Lazar	18	72	1
1979	Brad Reid	25	290	0
1980	Keith Chappelle	*64	*1,037	*6
1981	Jeff Brown	20	301	2
1982	Dave Moritz	41	605	3

\*Iowa Record

## Iowa Scoring Leaders

Year	Player	Points
1933	Richard Crayne, RB	42 (7 TD)
1934	Richard Crayne, RB	42 (7 TD)
1935	Richard Crayne, RB-K	38 (3 TD, 6 FG, 2 PAT)
1936	Ozzie Simmons, RB	30 (5 TD)
1937	Not Available	
1938	Jerry Niles, RB-K	16 (2 TD, 4 PAT)
1939	Nile Kinnick, RB-K	41 (5 TD, 11 PAT)
1940	William Green, RB	30 (5 TD)
1941	William Green, RB	30 (5 TD)
1942	Bill Burkett, E	30 (5 TD)
1943	Roger Stephens, QB	24 (4 TD)
1944	Nelson Smith, RB	18 (3 TD)
1945	Art Johnson, RB	18 (3 TD)
1946	Bob Sullivan, RB-K	25 (2 TD, 1 FG, 10 PAT)
1947	Bob Smith, RB	30 (5 TD)
1948	John Dittmer, E	30 (5 TD)
1949	Bill Reichardt, RB	44 (4 TD, 20 PAT)
1950	Jerry Faske, RB	24 (4 TD)
1951	George Rice, RB	54 (9 TD)
1952	George Broeder, RB	18 (3 TD)
	Dan McBride, E	18 (3 TD)
1953	George Rice, RB	60 (10 TD)
1954	Earl Smith, RB	66 (11 TD)
1955	Dalton Kimble, RB	48 (8 TD)
1956	Ken Ploen, QB	38 (6 TD, 2 PAT)
1957	Bob Prescott, E-K	42 (3 TD, 1 FG, 21 PAT)
1958	Willie Fleming, RB	66 (11 TD)
1959	Don Horn, RB	42 (7 TD)
1960	Wilburn Hollis, QB	68 (11 TD, 1 2-pt. conv.)
1961	Joe Williams, RB	54 (9 TD)
1962	Larry Ferguson, RB	18 (3 TD)
1963	Paul Krause, RB	36 (6 TD)
1964	Dalton Kimble, RB	48 (8 TD)
1965	Bob Anderson, K	28 (6 FG, 10 PAT)
1966	Bob Anderson, K	24 (5 FG, 9 PAT)
1967	Silas McKinnie, RB	56 (9 TD, 1 2-pt. conv.)
1968	Larry Lawrence, QB	60 (10 TD)
1969	Alan Schuette, K	45 (7 FG, 24 PAT)
1970	Tim Sullivan, RB	36 (6 TD)
1971	Harry Kokolus, K	25 (4 FG, 13 PAT)
1972	Dave Harris, RB	24 (4 TD)
	Frank Holmes, RB	24 (4 TD)
1973	Jim Jensen, RB	40 (6 TD, 4 PAT)
1974	Rod Wellington, RB	30 (5 TD)
1975	Nick Quartaro, K	40 (7 FG, 19 PAT)
1976	Nick Quartaro, K	39 (7 FG, 18 PAT)
1977	Dave Holsclaw, K	39 (9 FG, 12 PAT)
1978	Brad Reid, E	36 (6 TD)
1979	Dennis Mosley, RB	*96 (16 TD)
1980	Keith Chappelle, E	36 (6 TD)
1981	Tom Nichol, K	59 (11 FG, 26 PAT)
1982	Tom Nichol, K	43 (4 FG, 31 PAT)

\*Iowa Record





## Iowa Rushing Leaders

Year	Player	No.	Yds.	Avg.	TD
1933	Richard Crayne	161	655	4.0	7
1934	Richard Crayne	128	432	3.3	7
1935	Ozzie Simmons	113	580	5.1	5
1936	Ozzie Simmons	98	592	6.0	5
1937	Not Available				
1938	Jerry Niles	51	176	3.5	2
1939	Nile Kinnick	106	374	3.5	5
1940	William Green	115	483	4.2	5
1941	William Green	114	420	3.7	5
1942	Charles Uknes	84	445	5.2	4
1943	Bill Gallagher	72	314	4.3	2
1944	Bill Kersten	106	301	2.8	1
1945	Arthur Johnson	65	290	4.4	2
1946	Bob Smith	109	503	4.6	4
1947	Bob Smith	110	395	3.2	5
1948	Jerry Faske	73	491	6.6	2
1949	Ralph Doran	53	342	6.2	4
1950	Bill Reichardt	138	585	4.2	0
1951	Bill Reichardt	178	737	4.2	2
1952	George Broeder	86	311	3.6	3
1953	George Broeder	96	410	4.2	3
1954	Eddie Vincent	95	618	6.5	5
1955	Eddie Vincent	73	381	5.4	5
1956	Ken Ploen	86	487	5.7	6
1957	Collins Hagler	67	456	6.8	3
1958	Ray Jauch	76	524	6.8	2
1959	Bob Jeter	108	609	5.5	4
1960	Larry Ferguson	90	665	7.3	6
1961	Bill Perkins	62	380	6.1	2
1962	Larry Ferguson	113	547	4.8	3
1963	Bobby Grier	98	406	4.1	0
1964	Dalton Kimble	68	284	4.1	6
1965	Silas McKinnie	89	286	3.2	0
1966	Silas McKinnie	124	516	4.2	1
1967	Silas McKinnie	166	588	3.5	9
1968	Ed Podolak	154	937	6.1	8
1969	Steve Penney	102	484	4.7	1
1970	Levi Mitchell	205	900	4.4	3
1971	Levi Mitchell	149	623	4.2	3
1972	Dave Harris	136	621	4.6	4
1973	Jim Jensen	111	509	4.6	5
1974	Jim Jensen	163	659	4.0	1
1975	Dave Schick	90	482	5.4	2
1976	Jon Lazar	95	392	4.1	3
1977	Jon Lazar	100	411	4.1	3
1978	Jon Lazar	108	423	3.9	1
1979	Dennis Mosley	*270	*1,267	4.7	*12
1980	Jeff Brown	132	673	5.1	1
1981	Phil Blatcher	145	708	4.9	8
1982	Eddie Phillips	166	806	4.9	5

\*Iowa Record

## Iowa Passing Leaders

Year	Player	Comp.	Att.	Yards	TD
1943	Roger Stephens	12		231	1
1944	Dick Woodard	11		128	1
1945	Jerry Niles	63		889	7
1946	Ermen Tunnell	28	58	228	2
1947	Alfonzo DiMarco	49	100	644	9
1948	Alfonzo DiMarco	64	161	1,105	5
1949	Glenn Drahn	51	145	735	9
1950	Glenn Drahn	55	168	835	8
1951	Burt Britzmann	68	150	942	11
1952	Burt Britzmann	37	94	515	2
1953	Lou Matykiewicz	18	44	234	2
1954	Jerry Reichow	34	73	386	1
1955	Jerry Reichow	48	88	722	4
1956	Ken Ploen	33	64	386	5
1957	Randy Duncan	70	119	1,124	10
1958	Randy Duncan	106	179	1,397	*12
1959	Olen Treadway	86	147	1,014	6
1960	Wilburn Hollis	22	62	289	3
1961	Matt Szykowny	79	120	1,078	7
1962	Matt Szykowny	59	115	737	6
1963	Gary Snook	34	90	667	5
1964	Gary Snook	*151	*311	*2,062	11
1965	Gary Snook	95	230	1,009	4
1966	Ed Podolak	77	191	1,041	3
1967	Ed Podolak	79	162	1,014	5
1968	Larry Lawrence	88	156	1,307	7
1969	Larry Lawrence	113	239	1,680	10
1970	Roy Bash	32	70	473	3
1971	Frank Sunderman	109	235	1,297	9
1972	Kyle Skogman	24	57	356	1
1973	Butch Caldwell	36	99	549	2
1974	Rob Fick	79	165	1,059	6
1975	Tom McLaughlin	23	87	358	1
1976	Butch Caldwell	37	101	616	3
1977	Tom McLaughlin	78	152	1,081	4
1978	Jeff Green	41	103	556	3
1979	Phil Suess	88	159	1,165	6
1980	Phil Suess	87	166	1,031	6
1981	Gordy Bohannon	72	142	999	6
1982	Chuck Long	148	227	1,678	11

\*Iowa Record



## Twenty Year Trends

## Rushing

Year	Games	Iowa Yards	Iowa Avg/game	Opp. Yards	Opp. Avg/game
1963	8	1047	131	1329	166
1964	9	736	82	1663	185
1965	10	848	85	1710	171
1966	10	1385	139	1990	199
1967	10	1294	129	2544	254
1968	10	2528	253	2819	282
1969	10	2155	216	2205	221
1970	10	1935	194	2858	286
1971	11	897	82	3572	325
1972	11	1629	148	2304	209
1973	11	1599	145	3848	350
1974	11	1982	180	3180	289
1975	11	2406	219	2458	223
1976	11	2144	195	2072	188
1977	11	1562	142	1992	181
1978	11	1366	124	2054	187
1979	11	2130	194	1881	171
1980	11	1486	135	1651	150
1981	12	2333	194	1142	95
1982	12	2101	175	1441	120

\*Iowa Record

## Passing

Year	Games	Iowa Yards	Iowa Avg/game	Opp. Yards	Opp. Avg/game
1963	8	1165	146	921	115
1964	9	2125	236	1154	128
1965	10	1241	124	1069	107
1966	10	1210	121	1603	160
1967	10	1748	175	1311	131
1968	10	1876	188	1283	128
1969	10	2088	209	1614	161
1970	10	860	86	1146	115
1971	11	1495	136	1400	127
1972	11	825	75	989	90
1973	11	1126	102	716	65
1974	11	1193	108	723	66
1975	11	597	54	1282	117
1976	11	972	88	1151	105
1977	11	1276	116	1500	136
1978	11	1083	99	1947	177
1979	11	1669	152	1843	167
1980	11	1918	174	1913	174
1981	12	1506	126	1976	165
1982	12	1873	156	2572	214

\*Iowa Record

## Total Offense

Year	Games	Iowa Yards	Iowa Avg/game	Opp. Yards	Opp. Avg/game
1963	8	2212	277	2250	281
1964	9	2861	318	2817	313
1965	10	2089	209	2779	278
1966	10	2595	260	3593	359
1967	10	3042	304	3855	386
1968	10	4404	440	4102	410
1969	10	4243	424	3819	382
1970	10	2795	280	4004	400
1971	11	2392	217	4972	452
1972	11	2454	223	3293	299
1973	11	2725	248	4564	415
1974	11	3175	289	3903	355
1975	11	3003	273	3740	340
1976	11	3116	283	3223	293
1977	11	2838	258	3492	317
1978	11	2449	223	4001	364
1979	11	3799	345	3724	338
1980	11	3404	309	3564	324
1981	12	3839	320	3118	260
1982	12	3974	331	4013	334

\*Iowa Record

## Scoring

Year	Games	Iowa Points	Iowa Avg/game	Opp. Points	Opp. Avg/game
1963	8	126	16	112	14
1964	9	170	19	209	23
1965	10	94	9	192	19
1966	10	86	9	253	25
1967	10	161	16	277	28
1968	10	322	32	289	29
1969	10	255	26	275	28
1970	10	129	13	259	26
1971	11	121	11	379	34
1972	11	109	10	208	19
1973	11	140	13	401	36
1974	11	157	14	308	28
1975	11	182	17	279	25
1976	11	161	15	234	21
1977	11	171	16	229	21
1978	11	125	11	291	26
1979	11	239	22	216	20
1980	11	154	14	238	22
1981	12	260	22	157	13
1982	12	229	19	230	19

\*Iowa Record





## (Individual)

### Rushing

Times Carried — 16 by Owen Gill (70 yards) vs. Tennessee (Peach Bowl 1982)  
Yards Gained — 194 by Bob Jeter (9 carries) vs. California (Rose Bowl 1959)  
Touchdowns — 2 by Willie Fleming vs. California (Rose Bowl 1959)

### Passing

Attempts — 26 by Chuck Long vs. Tennessee (Peach Bowl 1982)  
Completions — 19 by Chuck Long vs. Tennessee (Peach Bowl 1982)  
Yards — 304 by Chuck Long vs. Tennessee (Peach Bowl 1982)  
Touchdowns — 3 by Chuck Long vs. Tennessee (Peach Bowl 1982)

### Total Offense

Plays — 31 by Chuck Long vs. Tennessee (Peach Bowl 1982)  
Yards — 306 yards by Chuck Long vs. Tennessee (Peach Bowl 1982)  
TD's responsible for — 3 by Chuck Long (all passing) vs. Tennessee (Peach Bowl 1982)



## (Team)

### Rushing

Times Carried — 55 vs. California (Rose Bowl 1959)  
Yards Gained — 429 vs. California (Rose Bowl 1959)  
Touchdowns — 5 vs. California (Rose Bowl 1959)

### Passing

Attempts — 26 vs. Tennessee (Peach Bowl 1982)  
Completions — 19 vs. Tennessee (Peach Bowl 1982)  
Yards — 304 vs. Tennessee (Peach Bowl 1982)  
Touchdowns — 3 vs. Tennessee (Peach Bowl 1982)  
Interceptions — 3 vs. Washington (Rose Bowl 1982)

### Pass Receiving

Receptions — 8 by Dave Moritz vs. Tennessee (Peach Bowl 1982)  
Yards — 168 by Dave Moritz vs. Tennessee (Peach Bowl 1982)  
Touchdowns — 2 by Ronnie Harmon vs. Tennessee (Peach Bowl 1982)

### Scoring

Touchdowns — 2 by Willie Fleming vs. California (Rose Bowl 1959); Collins Hagler vs. Oregon State (Rose Bowl 1957); Ronnie Harmon vs. Tennessee (Peach Bowl 1982)  
Extra Points — 5 by Bob Prescott (5 att.) vs. Oregon State (Rose Bowl 1957)  
Field Goals — none  
Points — 12 by Willie Fleming vs. California (Rose Bowl 1959); Collins Hagler vs. Oregon State (Rose Bowl 1957); Ronnie Harmon vs. Tennessee (Peach Bowl 1982)

### Longest Plays

Rush — 81 by Bob Jeter vs. California (Rose Bowl 1959)  
Pass — 57 Chuck Long to Dave Moritz vs. Tennessee (Peach Bowl 1982)  
Punt Return — 32 by Collins Hagler vs. Oregon State (Rose Bowl 1957)  
Kickoff Return — 28 yards by Collins Hagler vs. Oregon State (Rose Bowl 1957)  
Interception Return — 30 by Jimmy Frazier vs. Washington (Rose Bowl 1982)  
Punt — 56 by Reggie Roby vs. Washington (Rose Bowl 1982)

### Total Offense

Plays — 69 vs. California (Rose Bowl 1959)  
vs. Tennessee (Peach Bowl 1982)  
Yards — 516 vs. California (Rose Bowl 1959)

### Scoring

Touchdowns — 6 vs. California (Rose Bowl 1959)  
Extra Points — 5 vs. Oregon State (Rose Bowl 1957)  
Field Goals — None  
Points — 38 vs. California (Rose Bowl 1959)

### Miscellaneous

First Downs — 24 vs. Tennessee (Peach Bowl 1982)  
Yards Penalized — 73 vs. Washington (Rose Bowl 1982)

## Herky and the Hawkeyes

The University of Iowa borrowed its athletic nickname from the state of Iowa many years ago. The name Hawkeye was originally applied to a hero in a fictional novel, *The Last of the Mohicans*, written by James Fenimore Cooper. Author Cooper had the Delaware Indians bestow the name on a white scout who lived and hunted with them.

In 1838, 12 years after the book was published, people in the territory of Iowa acquired the nickname, chiefly through the efforts of Judge David Rorer of Burlington and James G. Edwards of Fort Madison. Edwards, editor of the *Fort Madison Patriot*, moved his paper to Burlington in 1843 and renamed it the *Burlington Hawk-Eye*. The two men continued their campaign to popularize the name and were rewarded when territorial officials gave it their formal approval.

The Hawkeye nickname gained a tangible symbol in 1948 when a cartoon character, later to be named Herky the Hawk, was hatched. The creator was Richard Spencer III, instructor of journalism. The impish hawk was an immediate hit and he acquired a name through a statewide contest staged by the athletic department. John Franklin, a Belle Plaine alumnus, was the man who suggested Herky.

Since his birth more than 35 years ago, Herky has symbolized Iowa athletics and epitomized University life. He even donned a military uniform during the Korean War and became the insignia of the 124th Fighter Squadron.

During the mid-1950s Herky came to life at a football game as the Iowa mascot with a black leather head and gold felt feathers. Since then Herky has become a familiar figure at Hawkeye athletic events.




## Floyd of Rosedale

A bet in 1935 between Minnesota Governor Floyd B. Olson and Iowa Governor Clyde Herring gave birth to Floyd of Rosedale. Tensions between the two state universities had been running high and a wager was made in an effort to relieve the situation. After

Iowa lost the game, Herring presented Olson with Floyd of Rosedale, a full-blooded champion pig and a brother of Blue Boy of Will Rogers' movie, *State Fair*. Olson presented the pig to the University of Minnesota and commissioned Saint Paul sculptor Charles

Brioscho to capture Floyd's image. The result is a bronze pig 21 inches long and 15 inches high. Floyd currently resides in Iowa City as a result of last year's Hawkeye victory.







### Smashing Play

When Iowa played at Michigan State in the final football game of 1983, the goal posts came crashing down before the game was over. In fact, they were down before the first half was over. And it wasn't the fans who knocked them down, it was Iowa free safety Ron Hawley.

The incident happened late in the second quarter when the Spartans, on third and long, threw a pass deep into the end zone. On coverage, Hawley raced across the rear of the end zone and smack into a goal post upright.

The "H" shaped posts collapsed like a house of cards.

The action came to a screeching halt. Then the intended Michigan State receiver ran over to Hawley and delivered a couple of high fives. Players on the field and sidelines fell over in laughter in the press box and stands, the

reaction was one of amazement, the hilarity.

Hawley, despite slamming into the post, was unhurt and unshaken. Turned out the posts were made of wood and installed for the last game in the anticipation the Spartan fans and not an Iowa player would want to tear them down.

It took about 10 minutes before the game resumed and Michigan State, on fourth down, tried a field goal as stadium personnel literally held the uprights in place. At halftime they were fully repaired.

Iowa won the game 24-18 and went on to the Peach Bowl and a victory over Tennessee.

Hawley went on to a considerable amount of television fame. The videotape, showing him crashing into and knocking over the goal posts, is a collector's item.



# Iowa 1983



**Sept. 10**  
Iowa State at Ames,  
1:30 CDT

**Sept. 17**  
Penn State at  
University Park,  
1:30 EDT

**Sept. 24**  
Ohio State at  
Iowa City, 1:05 CDT

**Oct. 1**  
Illinois at Champaign,  
1:00 CDT

**Oct. 8**  
Northwestern at  
Iowa City, 1:05 CDT

**Oct. 15**  
Iowa at Iowa City,  
1:05 CDT

**Oct. 22**  
Michigan at  
Ann Arbor, 1:00 EDT

**Oct. 29**  
Indiana at Iowa City,  
1:05 CDT

**Nov. 5**  
Wisconsin at  
Madison, 1:00 CST

**Nov. 12**  
Michigan State at  
East Lansing,  
1:00 EST

**Nov. 19**  
Minnesota at  
Iowa City, 1:05 CST

Lettermen's Day: Ohio State  
Homecoming: Northwestern  
Parent's Day: Indiana

Iowa captains  
Dave Strobel,  
Norm Granger and  
Jon Roehik.

